



Mercedes Benz C-Class (W-203)

Airbag control lamp illuminates

If there are complaints about the above-mentioned fault, the cause could be one or more of the plug-connections for the side airbags. These faults arise due to an increased resistance in the respective ignition circuit of the detonator (airbag). Among other things, the fault codes B1035, B1037, B103B and B1039 may be stored in the fault memory.

In order to eliminate the sources of failure, all four plug-connections should be repaired. To do this, cut off the plug-connections in the front footwell and on the rear door sills, and connect the cables directly to one another. To do this, proceed as follows:

- Remove the trims on the A-pillars in the footwell and on the inner door sills.
- Also remove the carpets in the front.
- At the rear, remove the inner door sills.
- Expose the plug-connections of the wiring harness.
The cable colours can be seen in the circuit diagrams.

Door separation point front left (X35/1)

Door separation point front right (X35/2)

Door separation point rear left (X35/3)

Door separation point rear right (X35/4)

- Cut off the plugs, and connect the cables to one another with the aid of CVT solder muffs (Hella no.: 8KW 744 888-003).

Fig. 2 Circuit diagram front

Fig. 3 Circuit diagram rear



- Refit the parts in the reverse order of removal.
- Delete the fault memory.

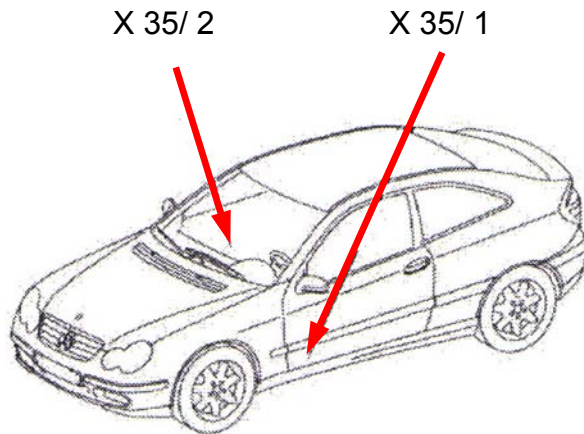


Fig. 1

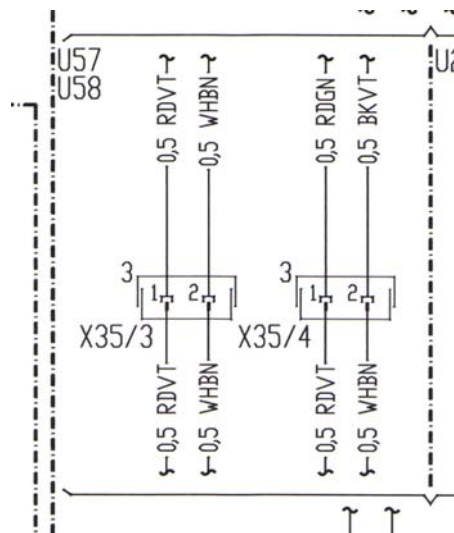


Fig. 3

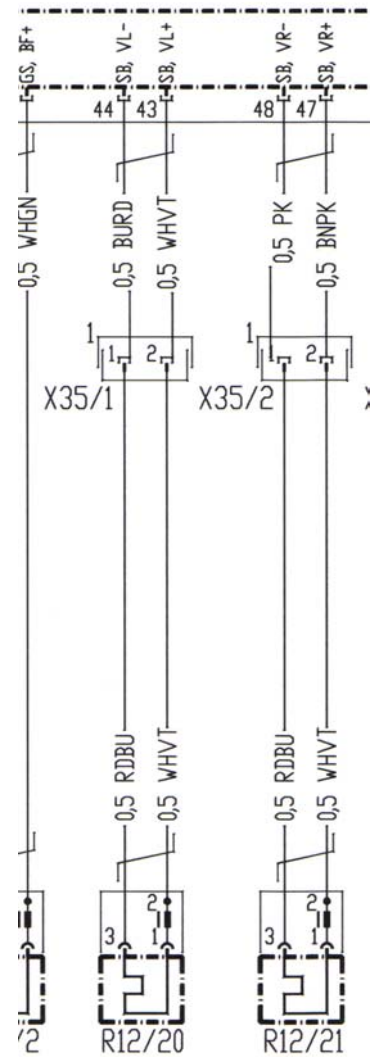


Fig. 2