



BMW 530d GT F07 - driving dynamics control failure

Data sheet	
Manufacturer	BMW
Vehicle model	530 GT F07
Engine	3.0d
Year of manufacture	2010 - 2017
Symptoms	Driving dynamics control failure
Recommended HGS tool	mega macs X

Important safety note

Communication fault in the driving dynamics control unit

With the above vehicle type, the warning lamp for the driving dynamics control system in the instrument cluster may light up. The control unit diagnostics has detected that communication with the control unit of the driving dynamics control has been disrupted. It is no longer possible to read out the fault memory of this control unit.

The fuses should be carefully checked as the first troubleshooting step. Pay particular attention to fuse F2 (5A) in the central electrical system in the passenger compartment. This not only safeguards the power supply to the driving dynamics control unit, but also the power supply to the door handle sensors.

The 5A fuse must be removed and visually checked for defects. If there are no obvious defects on the fusible wire, a continuity test can be carried out with a suitable measuring device for a more precise check. If the fuse is visually defective or measurements are out-of-spec, a possible cause may be a defective door handle sensor.

Water ingress into the door handle and the resulting corrosion on the plug connections can cause short circuits. This triggers fuse F2 (5A). To check, the door handles must be dismantled in accordance with the manufacturer's instructions.

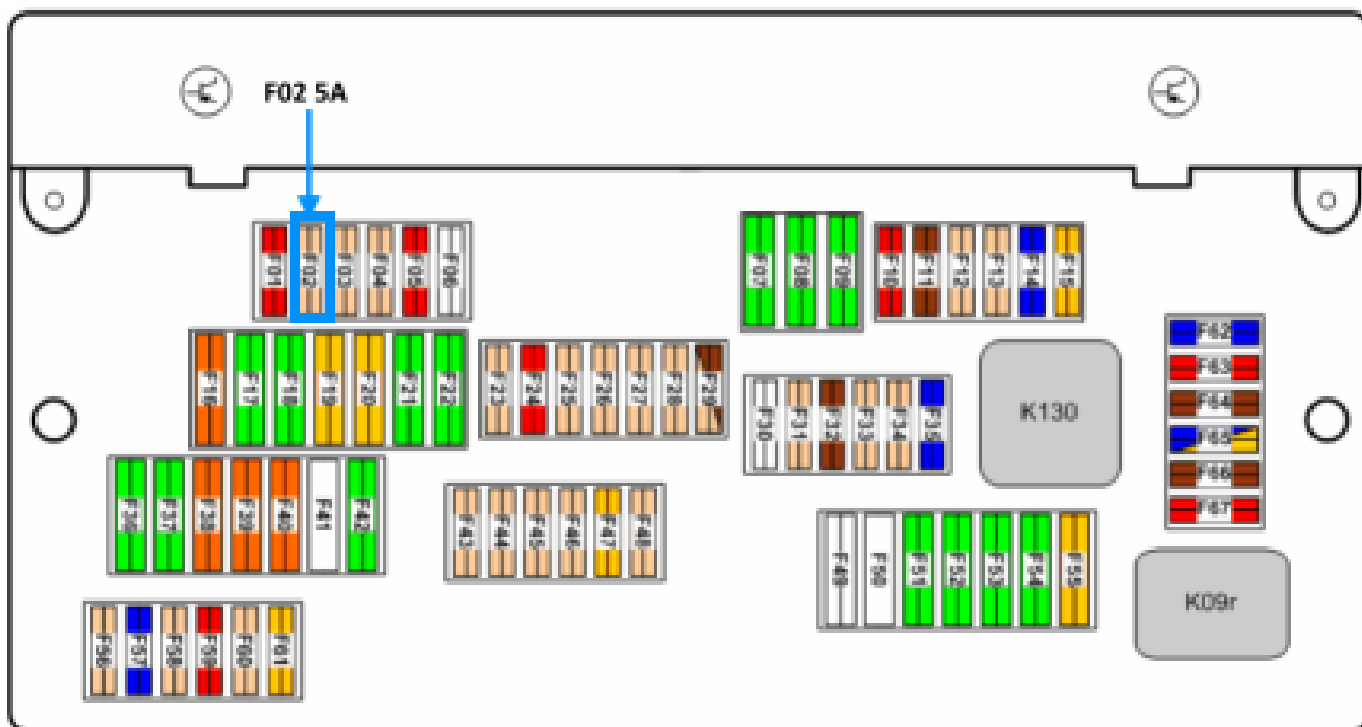
If corrosion or water ingress is visible at the plug connections, the affected door handle electronics must be replaced and the plug connections repaired if necessary.

Once the cause of the fault has been rectified, delete the error memory then carry out a test drive.

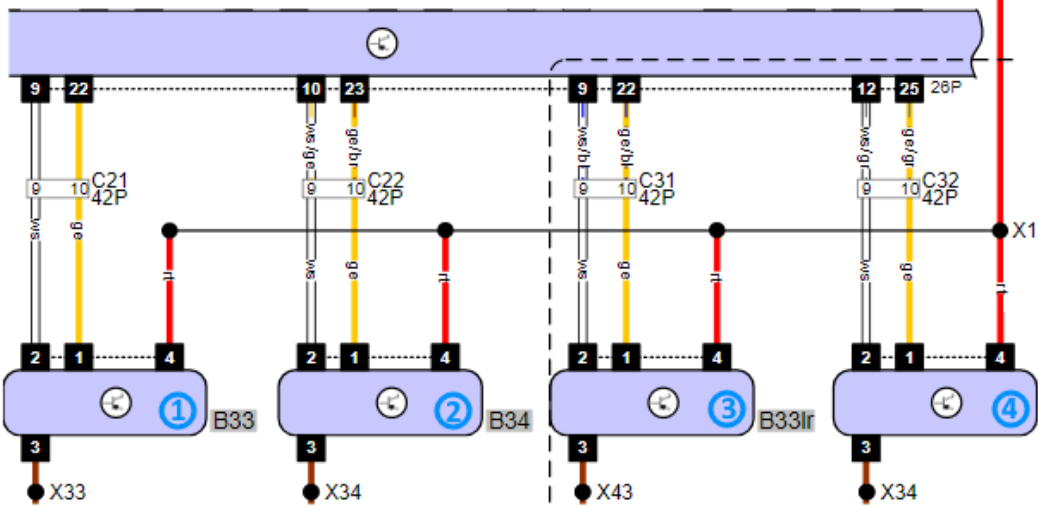
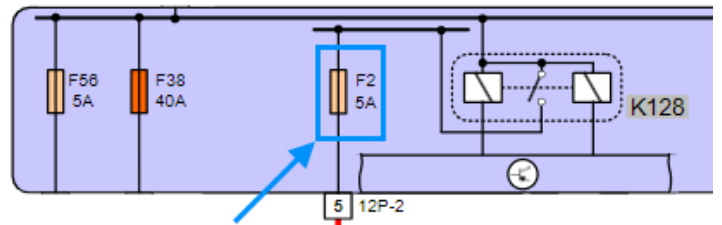
This defect may also occur in other models with the same type of central locking system.

i IMPORTANT

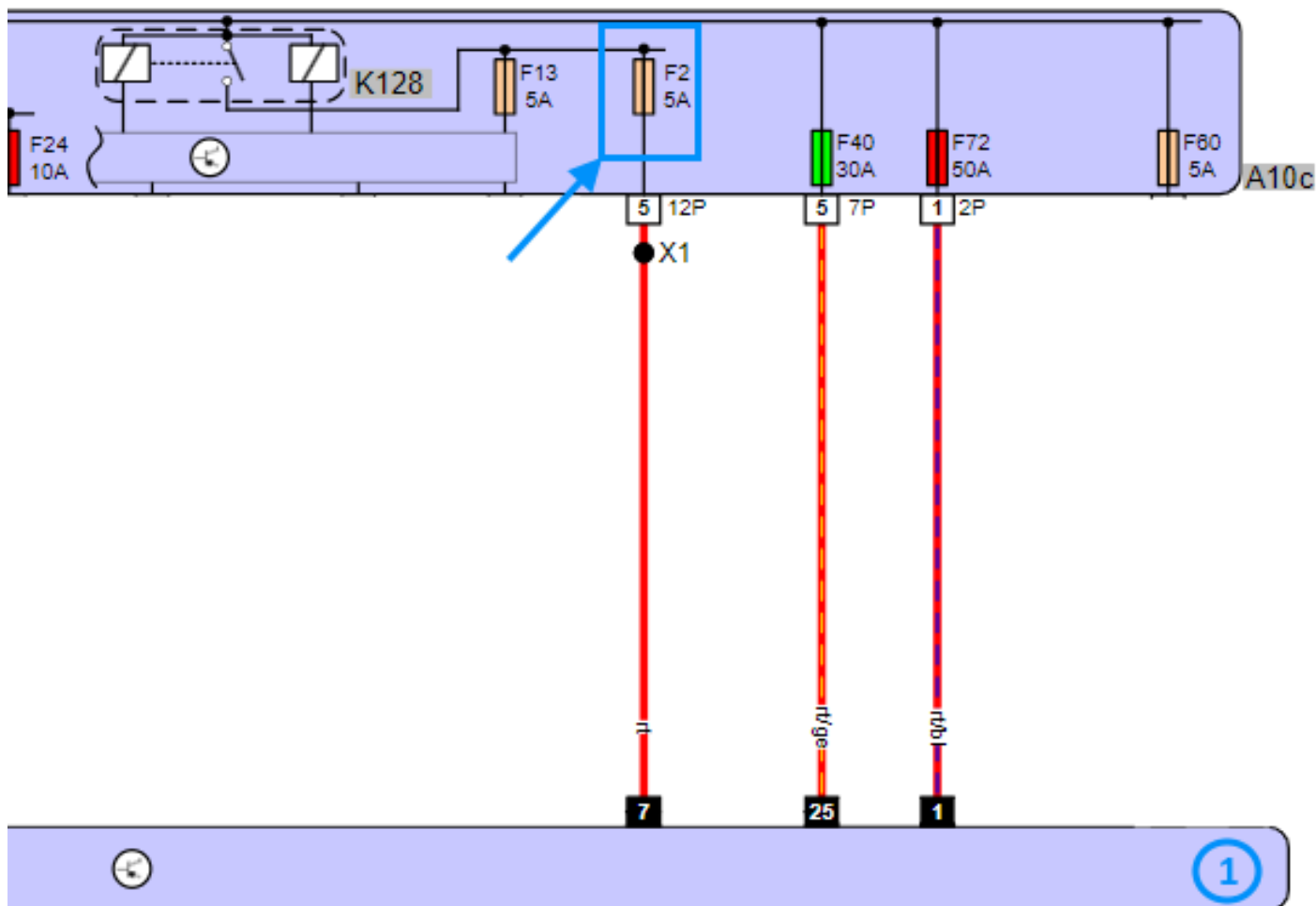
Please always observe the maintenance and repair notes provided by the vehicle manufacturer when carrying out such work and checks!



Einbauort der F02 Sicherung beim BMW 530d GT F07



Caption of circuit diagram: 1-4 = Door handle electronics



Caption of circuit diagram: 1 = Driving dynamics control unit

Reprinting, distribution, reproduction, exploitation in any form whatsoever or disclosure of the contents of this document, even in part, is prohibited unless our express permission has been obtained in writing beforehand and the source is stated. The schematic illustrations, pictures and descriptions are provided for explanatory purposes and are only intended as a visual supplement to the document text, so they cannot be used as the basis for installation or assembly work. All rights reserved.