



PRODUCT OVERVIEW
CITY BUSES AND COACHES






SHAPELINE

DESIGN YOUR LIGHT

DESIGN YOUR LIGHT – WITH HELLA SHAPELINE!

The modular HELLA Shapeline product range provides a variety of different light functions that can be combined with each other individually. Here, all lights are available in two different designs: The classic straight-line Shapeline Tech design and the dynamic curved Shapeline Style design.

Tech or Style: The HELLA Shapeline series provides design freedom for nearly any application and vehicle, and achieves a consistent light signature for your vehicle at the same time.



HELLA SHAPELINE BROCHURE

The complete product range in one brochure. Comprehensive product information covering all aspects of the Shapeline series will help you to select the right lamps for your purpose. You will also find the current brochure at:

www.hella.com/shapeline

REAR INDICATORS

Shapeline rear indicator
2BA 013 331-011
Indicator Shape, LH Rear



Shapeline rear indicator
2BA 013 332-051
Shapeline Direction Indicator Slim, Rear LH Vert



Shapeline rear indicator
2BA 013 331-021
Indicator Shape, RH Rear



Shapeline rear indicator
2BA 013 332-061
Shapeline Direction Indicator Slim, Rear RH Vert



Shapeline rear indicator
2BA 013 332-071
Indicator, ShapeLine, Left Rear



Shapeline rear indicator
2BA 013 333-031
Shapeline Direction Indicator Wing, Rear LH Vert



Shapeline rear indicator
2BA 013 332-081
Indicator, ShapeLine, Right Rear




Shapeline rear indicator
2BA 013 333-041
Shapeline Direction Indicator Wing, Rear RH Vert



Shapeline rear indicator
2BA 013 333-071
Direction indicator, right rear
Swiping left to right



Shapeline rear indicator
2BA 013 333-081
Direction indicator, left rear
Swiping right to left



STOP/REAR POSITION & REAR END OUTLINE



Shapeline rear tail light
2BM 013 342-031
 Stop/Rear Position Lamp, LH Vert



Shapeline rear tail light
2SA 013 324-231
 Rear End Outline Marker, LH



Shapeline rear tail light
2BM 013 342-041
 Stop/Rear Position Lamp, RH Vert



Shapeline rear tail light
2SA 013 324-241
 Rear End Outline Marker, RH



Shapeline rear tail light
2SB 013 342-011
 Stop/Rear Position Lamp, LH



Shapeline rear tail light
2SB 013 399-031
 Shapeline Stop-Tail Lamp Wing, Rear LH Vert



Shapeline rear tail light
2SB 013 342-021
 Stop/Rear Position Lamp, RH



Shapeline rear tail light
2SB 013 399-041
 Shapeline Stop-Tail Lamp Wing, Rear RH Vert



Shapeline rear reflector
8RA 013 347-051
 Rear reflector



REVERSE LAMPS



Shapeline reverse lamp
2NR 013 345-231
 Rear fog reverse lamp, LH



Shapeline reverse lamp
2ZR 013 345-131
 Reverse Lamp, ShapeLine, LH



Shapeline reverse lamp
2NR 013 345-241
 Rear fog reverse lamp, RH



Shapeline reverse lamp
2ZR 013 345-141
 Reverse Lamp, ShapeLine, RH



FRONT POSITION/END OUTLINE



Shapeline front
2PF 013 324-011
Position Light, LH Front




Shapeline front
2PF 013 324-021
Position Light, RH Front



CAT6 SIDE INDICATOR




Shapeline side indicator
2BM 013 339-031
Auxiliary Indic, ShapeLine, LH



Shapeline side indicator
2BM 013 337-111
Auxiliary Indic, LH




Shapeline side indicator
2BM 013 339-041
Auxiliary Indic, ShapeLine, RH



Shapeline side indicator
2BM 013 337-121
Auxiliary Indic, RH



Shapeline side indicator
2BM 013 337-001
Auxiliary Indic, LH/RH



LED auxiliary direction indicator, CAT. 6
2BM 011 788-021
24 V, with 500 mm cable



90 MM MODULE LED LOW BEAM, HIGH BEAM & FOG LIGHTS



1ML 012 488-111 LED low beam headlamp L 4060
1ML 012 488-131 LED Low beam headlamp L 4060 with DRL and front position



LED low beam headlamp R 80*
1M0 015 050-011 Left-hand traffic, ECE, 2-pin DEUTSCH connector
 LED high beam headlamp R 80*
1K0 015 050-021 2-pin DEUTSCH connector



LED high beam headlamp L 4060 with direction indicator light
1F0 011 988-081 With preassembled carrier frame, with pulse generator
1F0 011 988-071 With preassembled carrier frame, without pulse generator
1F0 011 988-181 For Performance mounting, with pulse generator
1F0 011 988-171 For Performance mounting, without pulse generator



1F0 011 988-021 LED high beam headlamp L 4060 (carrier frame)
1F0 011 988-121 LED high beam headlamp L 4060 (performance mounting)
1F0 011 988-031 LED high beam headlamp L 4060 with DRL and front position light (carrier frame)
1F0 011 988-131 LED high beam headlamp L 4060 with DRL and front position light (performance mounting)



LED fog lamp L 4060
1N0 011 988-001 Without daytime running light/position light
1N0 011 988-011 With daytime running light/position light
 LED fog lamp L 4060 with cornering light
1N0 011 988-061 Module, right
1N0 011 988-051 Module, left



1K0 008 191-021 Main beam head lamp assembly 24V
1BL 008 193-001 90mm Low Beam Head Lamp assembly



LED



HALOGEN

UPGRADE TO LED

The 90 mm halogen single and multifunctional modules from HELLA make the changeover very easy. The installation instructions supplied describe which adjustments are necessary in order to convert each individual lighting function to LED products on the basis of the halogen version currently in use.

As the mounting solutions are compatible, the conversion can be completed in the shortest space of time.

FRONT MARKER & SIGNAL AUXILIARY LIGHTING FUNCTIONS



83 mm LED direction indicator, daytime running and position lamp
2BE 980 691-001 Single lamp, 12 V
2BE 980 690-001 Single lamp, 24 V





CirLED
2BE 016 540-011 Direction Indicator, DRL and position lamp (10-32V) DT Connector



110mm Round LED Front Direction and Front Position Insert
2BE 959 932-132



110mm LED Front Direction Indicator Insert
2BA 959 932-211

LAMP FUNCTIONS	
	
Front position	Direction indicator



Direction indicator
2BA 965 039-187 Front indicator lamp, 24V

DuraLED® MARKER LAMPS



DuraLED® Flush Mount Side Marker Lamp
2PS 980 868-041 (2083)
2PS 980 868-061 (2083S) S/S Rim



DuraLED® Flush Mount Supplementary Side Direction Indicator Lamp (Cat 5.)
2BM 980 868-301 (2086)
2BM 980 868-321 (2086S) S/S Rim



DuraLED® Flush Mount Rear Position/End Outline Lamp
2XA 980 855-301 (2310)
2PF 980 855-311 (2310S) S/S Rim



DuraLED® Flush Mount Front Position/End Outline Lamp
2PF 980 855-011 (2059)
2PF 980 855-021 (2059S) S/S Rim



DuraLED® Flush Mount Front End Outline Lamp
2PF 980 855-201 (2060)
2PF 980 855-211 (2060S) S/S Rim



DuraLED® Flush Mount Side Marker Amber SM1 ECE
2PS 980 868-507 (MOQ 24)



DuraLED® Side Marker Lamp with Chrome housing
2PS 959 660-691 (2053CHROME)



DuraLED® Side Marker Lamp with Black housing
2PS 959 660-581 (2053)



DuraLED® Front Position/End Outline Lamp
2PF 959 570-502 (2054)



DuraLED® Front End Outline Lamp
2PF 959 570-391 (2051)



DuraLED® Rear Position/End Outline Lamp
2BA 959 560-102 (2307)



DuraLED® Cab Marker/Supplementary Side Direction Indicator Lamp (Cat. 5)
2BP 959 660-301 (2026)



DuraLED supplementary side direction indicator lamp
2BM 959 700-011



DuraLED side marker lamp with clear lens
2PS 959 700-201



Not DuraLED

LED Side marker lamp, 24V
2PS 345 600-011



Not DuraLED

LED Rear Position Lamp, 24V
2TM 963 639-311

REAR SIGNAL LAMPS



DuraLED® Stop/Rear Position Lamp
with Night Light - Vertical Mount
2SB 959 060-251 (2330-V)



DuraLED® Rear Direction
Indicator Lamp - Vertical Mount
2BA 959 070-251 (2151-V)



DuraLED® Reversing Lamp
- Vertical Mount
2ZR 959 070-551 (1430-V)



Designline LED module stop/rear
position lamp - vertical mount
2SB 959 040-701 (2332-V24)



Designline LED module rear direction
indicator lamp - vertical mount
2BA 959 041-701 (2146-V24)



Designline LED module reversing
lamp - vertical mount
2ZR 959 041-411 (1446-V)



Designline Stop/Rear Position Lamp
2TA 980 760-011 (2361)



Designline Rear Direction Indicator
2BR 980 761-011 (2161)



Designline Reverse Lamp
2ZR 980 762-011 (1461)

REAR LIGHTING

UNIVERSAL REAR COMBINATION LAMPS



EuroLED rear combination lamps
2SB 959 821-601 Tail-stop lamp, lens red
2BA 959 822-601 Direction indicator, lens amber
2ZR 959 820-601 Reverse lamp, lens clear



LED rear combination lamps, Ø 83 mm
2SB 959 010-301 Tail-stop lamp, with red lens
2SD 959 010-401 Tail-stop-direction indicator lamp, with red / amber lens
2BA 959 011-301 Direction indicator, with amber lens



LED rear combination lamp "Strip Lamp"
2SB 980 887-211* Tail-stop lamp, 24 V with 300 mm cable
2BA 980 888-211* Direction indicator, 24 V, with 2,500 mm cable, without pulse for direction indicator failure control
2DA 980 887-411* Auxiliary stop lamp, 24 V, with 2,500 mm cable
2ZR 980 889-211 Reverse lamp, 24 V, for horizontal surface mounting, with 2,500 mm cable
2ZR 980 889-311 Reverse lamp, 24 V, for vertical surface mounting, with 2,500 mm cable
*For horizontal and vertical surface mounting



Centre High Mount Stop Lamp auxiliary stop lamp LongLED 64
2DA 012 596-051 24 V



Centre High Mount Brake Lamp
 For horizontal flush mounting, 2,500 mm cable and open cable ends
2DA 959 071-737 Lens red



2SB 959 074-001 Stop/ Tail
2BA 959 075-001 Rear Indicator



Centre High Mount Brake Lamp
2DA 343 106-011 Lens red, for screw attachment



2DA 980 887-401 Centre High Mount Brake 24V

INTERIOR AND EXTERIOR LAMPS



1GB 996 098-501 FMS Base White
1GB 996 098-001 FMS Base Black



2JA 958 124-421 LED Interior/Exterior Strip Lamps



2JA 343 700-272 SpotLED Blue CELIS® Interior Lamp



2XT 980 855-101 Surface Mount Courtesy Lamps - Low Profile



2JA 958 110-131 EuroLED 75 Down lights 24V



2JA 346 720-021 LED Flexible Map Reading Lamps White 150mm
2JA 346 720-121 LED Flexible Map Reading Lamps White 400mm



2KA 959 640-301 Emergency Exit and License Plate Lamp



2JA 343 720-522 LED Flexi Chart Table Lamps Red/ White Map 150mm
2JA 343 720-622 LED Flexi Chart Table Lamps Red/ White Map Reading 400mm

Image proudly supplied by BCI

HELLA Australia Pty. Ltd.

4 Hargrave Place

P.O. Box 89

Mentone, Victoria,

3194 Australia

Techline: 1800 061 729

info.au@hella.com

hellaorders@hella.com

Find us at:

facebook.com/hella.australia

youtube.com/hellaus

© 2023 HELLA Australia Pty Ltd

hella.com.au

