

DISCOVER ...

... the S-series.



FORVIA



S-SERIES

Best quality. Best price.



SIMPLE

Simple conversion. Efficient lighting.
Maximum freedom.

The S-series from FORVIA HELLA offers optimised versions of existing work lamp series that can be replaced in next to no time. Halogen devices can also be easily converted. By switching from halogen to LED technology, users benefit from an efficient and modern lighting solution. Thanks to the large selection of different variants, the S-series offers maximum design freedom and thus covers all requirements effortlessly, on and off-road. Whether for universal use or special requirements, the S-series offers the right work lamp for every application and thus fulfils the diverse needs of various special vehicles.

STEADY

Strong inside and out. Stable performance.
Robust design.

The work lamps in the S-series were specially developed for demanding operating conditions and their exceptional robustness is impressive. Impact-resistant and absolutely corrosion-resistant, they are ideal for use in harsh environments. The UV-protected polycarbonate lenses offer additional protection against the weather and ensure a long service life. In addition, the integrated thermal sensor in each lamp ensures that the device is protected against overheating by automatically regulating the temperature, ensuring reliable performance in all conditions.

STREAMLINED

Powerful and durable. High efficiency.
Impressive quality.

As optimised further developments of existing models, the S-series work lamps set new energy efficiency standards. Thanks to their outstanding lumen/watt performance, they offer even greater efficiency than their predecessor series, ensuring maximum benefit with minimum energy consumption, even for demanding tasks. At the same time, users benefit from the proven FORVIA HELLA quality, which stands for reliability and durability – and all this at an unbeatable price-performance ratio.



Watch the video



BLACK EDITION

Stylish through the night.
Strong light. Strong design.

The latest addition to the S-series is the "Black Edition". The "Black Edition" combines the proven quality of the S-series work lamps with an attractive black design. These LED work lamps have been specially developed to meet the increasing demands for an attractive vehicle design.

Thanks to their elegant, modern look, they blend seamlessly into the exterior appearance of current vehicles and offer optimum functionality alongside an aesthetic upgrade. The "Black Edition" lamps are the perfect choice for anyone who wants powerful light and a stylish appearance.

TECHNICAL DETAILS

Technical data	Power Beam S-series		Module 70 S-series	
	I	II	I	II
Operating voltage range	Multi-voltage (9–32 V)		Multi-voltage (9–32 V)	
Rated voltage	12 V and 24 V		12 V and 24 V	
Current consumption	12 V: Ø 0.85 A* 24 V: Ø 0.41 A**	12 V: Ø 1.29 A* 24 V: Ø 0.61 A**	12 V: Ø 0.85 A* 24 V: Ø 0.41 A**	12 V: Ø 1.29 A* 24 V: Ø 0.61 A**
Power consumption	12 V: Ø 11.2 W* 24 V: Ø 11.6 W**	12 V: Ø 17 W* 24 V: Ø 17 W**	12 V: Ø 11.2 W* 24 V: Ø 11.6 W**	12 V: Ø 17 W* 24 V: Ø 17 W**
Light output (warm)	Ø 1,150 lm	Ø 1,850 lm	Ø 1,150 lm	Ø 1,850 lm
Light source	LED		LED	
Colour temperature	6,500 K ***		6,500 K ***	
Material	Housing: heat-conductive plastic Cover lens: plastic Bracket: stainless steel (standard) or plastic (Black Edition)		Housing: heat-conductive plastic Cover lens: plastic Bracket: stainless steel	
Temperature range	-40 °C to +85 °C (overheating protection)		-40 °C to +85 °C (overheating protection)	
Protection class	IP 6K9K, IP 6K7		IP 6K9K, IP 6K7	
Approved	ECE-R10, ADR/GGVSEB		ECE-R10, ADR/GGVSEB	
Compliant	RCM, CISPR 25 Class 5 (12 V) and Class 4 (24 V)		RCM, CISPR 25 Class 5 (12 V) and Class 4 (24 V)	
Protection	Polarity reversal protection, overvoltage protection		Polarity reversal protection, overvoltage protection	
Mounting	Upright and pendant mounting		Upright and pendant mounting, flush mounting or 3-point flush mounting	
Connection	DEUTSCH DT connector, 2-pin		DEUTSCH DT connector, 2-pin	
Manufactured in	Austria		Austria	

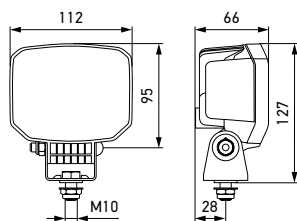
* Warm measured at 13.2 V after 30 minutes of operation

** Warm measured at 28 V after 30 minutes of operation

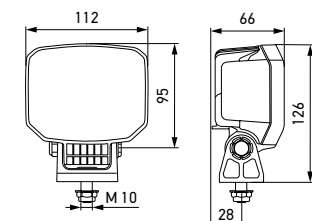
*** 5,000 K variants available on request

Dimensional sketches

Power Beam S-series

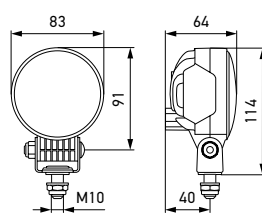


Standard

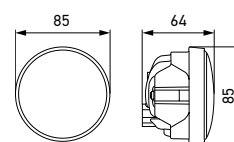


Black Edition

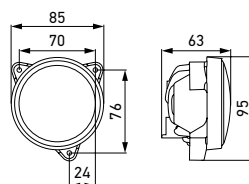
Module 70 S-series



Upright and pendant mounting



Flush mounting



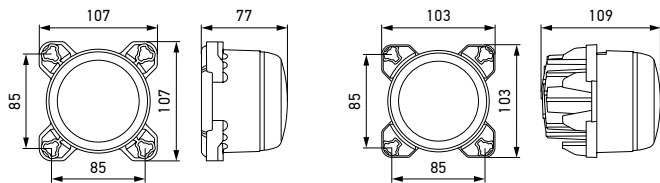
3-point flush mounting

TECHNICAL DETAILS

Module 90 S-series		Ultra Beam S-series	Oval 100 S-series
II	IV		
Multi-voltage (9–32 V)		Multi-voltage (9–32 V)	Multi-voltage (9–32 V)
12 V and 24 V		12 V and 24 V	12 V and 24 V
12 V: Ø 1.29 A*	12 V: Ø 2.95 A*	12 V: Ø 2.95 A*	12 V: Ø 1.29 A*
24 V: Ø 0.61 A**	24 V: Ø 1.34 A**	24 V: Ø 1.34 A**	24 V: Ø 0.61 A**
12 V: Ø 17 W*	12 V: Ø 39 W*	12 V: Ø 39 W*	12 V: Ø 17 W*
24 V: Ø 17 W**	24 V: Ø 37.5 W**	24 V: Ø 37.5 W**	24 V: Ø 17 W**
Ø 1,850 lm	Ø 4,000 lm	Ø 4,400 lm	Ø 1,850 lm
LED		LED	LED
6,500 K ***		6,500 K ***	6,500 K ***
Housing: plastic	Housing: die-cast aluminium	Housing: die-cast aluminium	Housing: heat-conductive plastic
Cover lens: plastic	Cover lens: plastic	Cover lens: plastic	Cover lens: plastic
-40 °C to +85 °C (overheating protection)	-40 °C to +85 °C (overheating protection)	-40 °C to +85 °C (overheating protection)	-40 °C to +85 °C (overheating protection)
IP 6K9K, IP 6K7	IP 6K9K, IP 6K8	IP 6K9K, IP 6K8	IP 6K9K, IP 6K7
ECE-R10	ECE-R10, ADR/GGVSEB	ECE-R10, ADR/GGVSEB	ECE-R10
RCM, CISPR 25 Class 5 (12 V and 24 V)	RCM, CISPR 25 Class 5 (12 V and 24 V)	RCM, CISPR 25 Class 5 (12 V and 24 V)	RCM, CISPR 25 Class 5 (12 V) and Class 4 (24 V)
Polarity reversal protection, overvoltage protection	Polarity reversal protection, overvoltage protection	Polarity reversal protection, overvoltage protection	Polarity reversal protection, overvoltage protection
Flush mounting	Upright and pendant mounting	Upright and pendant mounting	Upright and pendant mounting or lateral mounting
DEUTSCH DT connector, 2-pin	DEUTSCH DT connector, 2-pin	DEUTSCH DT connector, 2-pin	DEUTSCH DT connector, 2-pin
Austria	Austria	Austria	Austria

Dimensional sketches

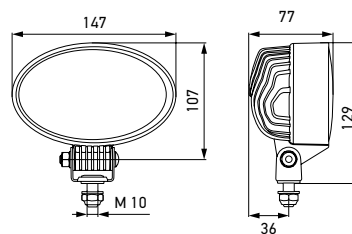
Module 90 S-series



Variant II

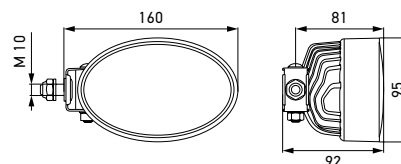
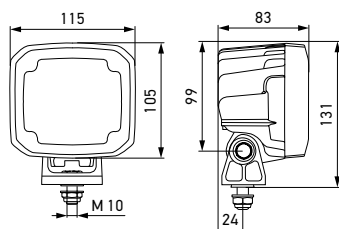
Variant IV

Oval 100 S-series



Upright and pendant mounting

Ultra Beam S-series



Lateral mounting

PROGRAM OVERVIEW

POWER BEAM S-SERIES

Product picture	Variant	illumination	Part number
	I – Standard	Close-range illumination	1GA 996 588-001 ¹⁾
		Long-range illumination	1GA 996 588-011 ²⁾
		Diffuse flood illumination	1GA 996 588-041 ³⁾
	II – Standard	Close-range illumination	1GA 996 588-201 ¹⁾
		Long-range illumination	1GA 996 588-211 ²⁾
		Diffuse flood illumination	1GA 996 588-271 ³⁾

MODULE 70 S-SERIES

Product picture	Variant	illumination	Mounting	Part number		
	I – Standard	Close-range illumination	Upright and pendant mounting	1G0 996 776-001 ¹⁾		
			Flush mounting	1G0 996 776-107 ²⁾		
		Long-range illumination	Upright and pendant mounting	1G0 996 776-011 ³⁾		
			Flush mounting	1G0 996 776-117 ⁴⁾		
	II – Standard	Extra-wide illumination	Upright and pendant mounting	1G0 996 776-077 ⁵⁾		
		Diffuse flood illumination	Upright and pendant mounting	1G0 996 776-627 ⁶⁾		
	I – Standard	Close-range illumination	Upright and pendant mounting	1G0 996 776-201 ¹⁾		
			3-point flush mounting	1G0 996 776-307 ²⁾		
		Long-range illumination	Upright and pendant mounting	1G0 996 776-211 ³⁾		
			3-point flush mounting	1G0 996 776-317 ⁴⁾		
			II – Standard	Extra-wide illumination	Upright and pendant mounting	1G0 996 776-297 ⁵⁾
				Diffuse flood illumination	Upright and pendant mounting	1G0 996 776-647 ⁶⁾

MODULE 90 S-SERIES

Product picture	Variant	illumination	Part number
	II	Close-range illumination	1G0 996 463-007 ¹⁾
		Long-range illumination	1G0 996 463-017 ²⁾
	IV	Close-range illumination	1G0 996 463-407 ¹⁾
		Long-range illumination	1G0 996 463-417 ²⁾

PROGRAM OVERVIEW

Product picture	Variant	Illumination	Part number
	Standard	Close-range illumination	1GA 995 706-001 ¹⁾
		Long-range illumination	1GA 995 706-011 ²⁾

Product picture	Variant	Illumination	Mounting	Part number
	Standard	Close-range illumination	Upright and pendant mounting	1GA 996 861-001 ¹⁾
		Long-range illumination		1GA 996 861-011 ²⁾
		Close-range illumination	Lateral mounting, left	1GA 996 861-031
		Long-range illumination		1GA 996 861-051
		Close-range illumination	Lateral mounting, right	1GA 996 861-041 ³⁾
		Long-range illumination		1GA 996 861-061 ⁴⁾

Product picture	Variant	Illumination	Mounting	Part number
Power Beam S-series				
	II – Black Edition	Close-range illumination	Upright and pendant mounting	1GA 996 588-401 ¹⁾
		Long-range illumination		1GA 996 588-411 ²⁾
Module 70 S-series				
	I – Black Edition	Close-range illumination	Upright and pendant mounting	1G0 996 776-081 ¹⁾
		Long-range illumination		1G0 996 776-091 ²⁾
	II – Black Edition	Close-range illumination		1G0 996 776-401 ¹⁾
		Long-range illumination		1G0 996 776-411 ²⁾
Ultra Beam S-series				
	Black Edition	Close-range illumination	Upright and pendant mounting	1GA 995 706-401 ¹⁾
		Long-range illumination		1GA 995 706-411 ²⁾
Oval 100 S-series				
	Black Edition	Close-range illumination	Upright and pendant mounting	1GA 996 861-401
		Long-range illumination		1GA 996 861-411 ¹⁾

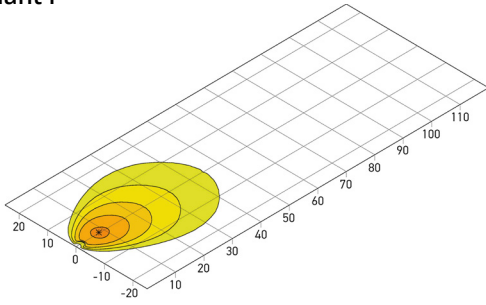
— OVAL 100 S-SERIES — ULTRA BEAM S-SERIES

BLACK EDITION

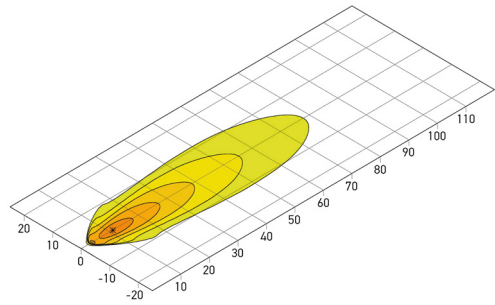
LIGHT DISTRIBUTIONS

POWER BEAM S-SERIES

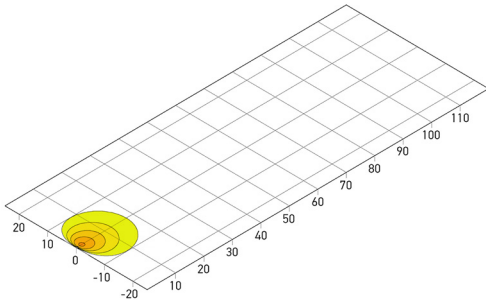
Variant I



Close-range illumination

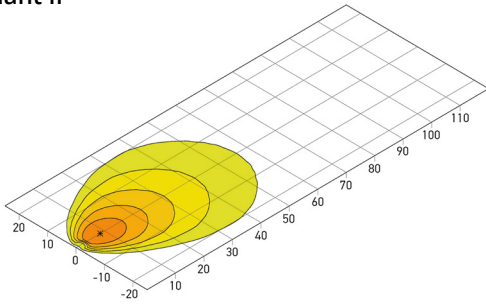


Long-range illumination

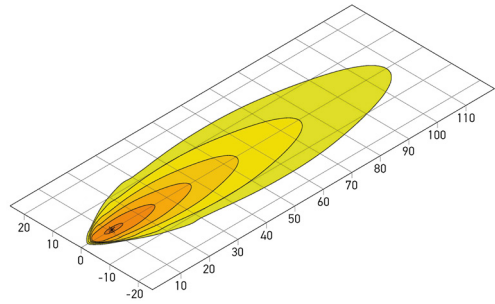


Diffuse flood illumination

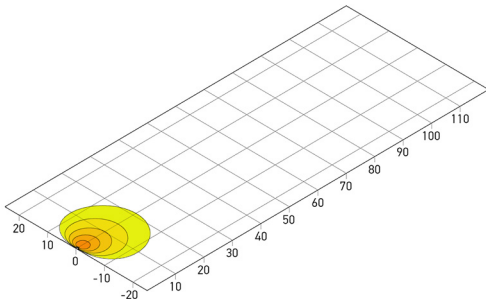
Variant II



Close-range illumination



Long-range illumination



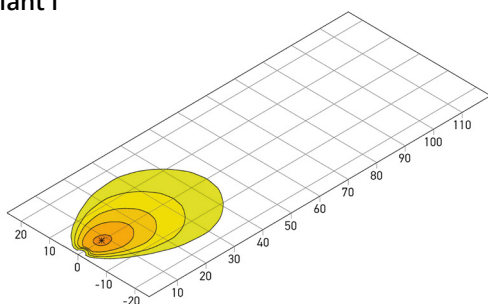
Diffuse flood illumination



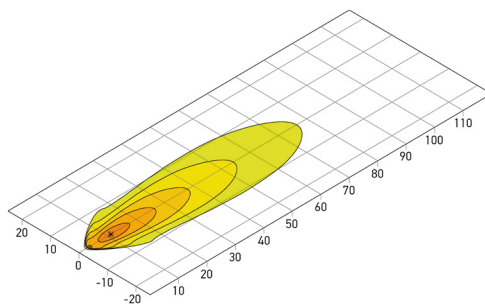
Mounting position: 2.5 m high at -8° (close-range illumination) or -3° (long-range illumination and diffuse flood illumination)

LIGHT DISTRIBUTIONS

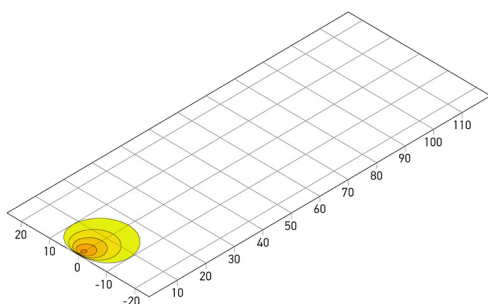
Variant I



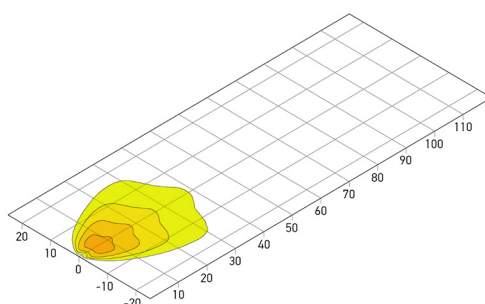
Close-range illumination



Long-range illumination

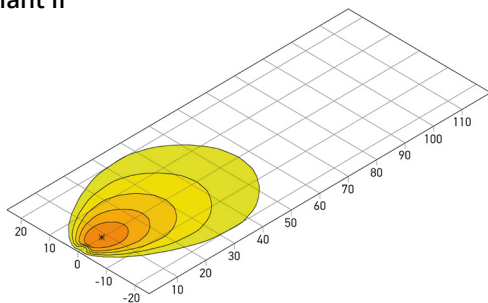


Diffuse flood illumination

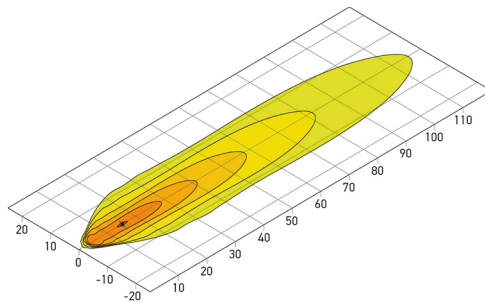


Extra-wide illumination

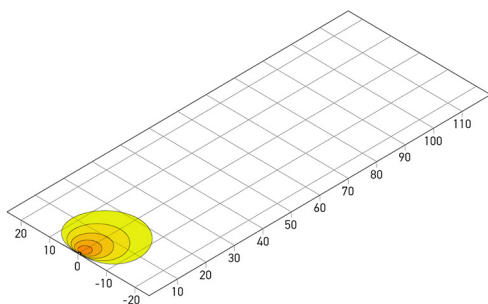
Variant II



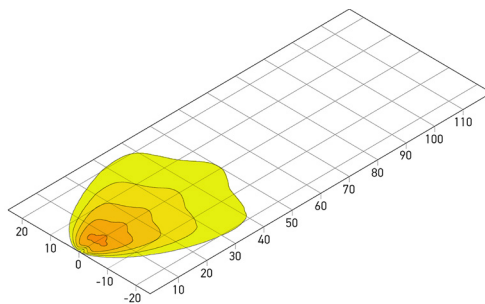
Close-range illumination



Long-range illumination



Diffuse flood illumination



Extra-wide illumination

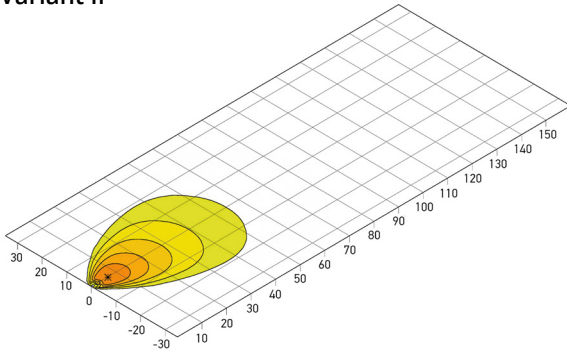


Mounting position: 2.5 m high at -8° (close-range illumination) or -3° (long-range illumination, diffuse flood illumination and extra-wide illumination)

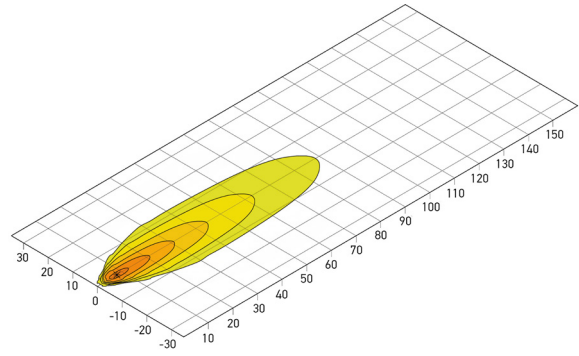
LIGHT DISTRIBUTIONS

MODULE 90 S-SERIES

Variant II

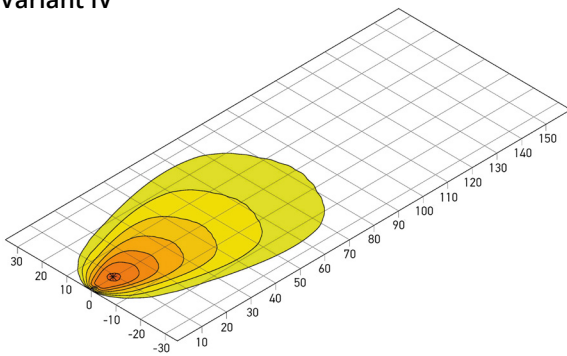


Close-range illumination

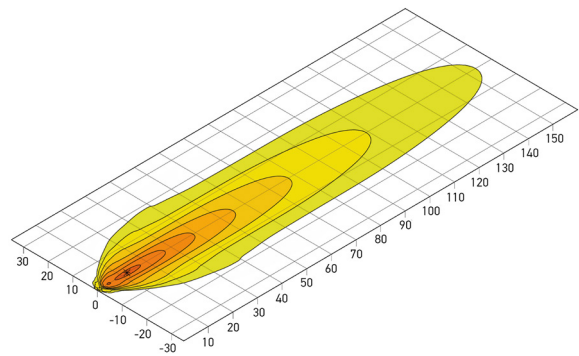


Long-range illumination

Variant IV

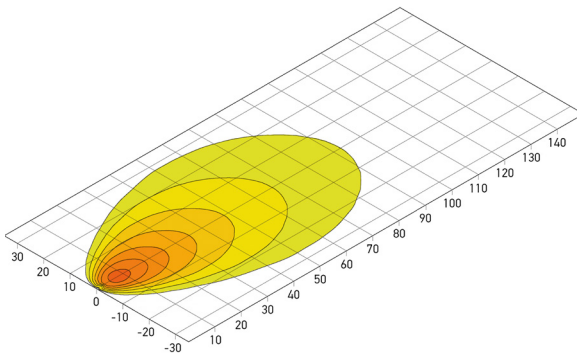


Close-range illumination

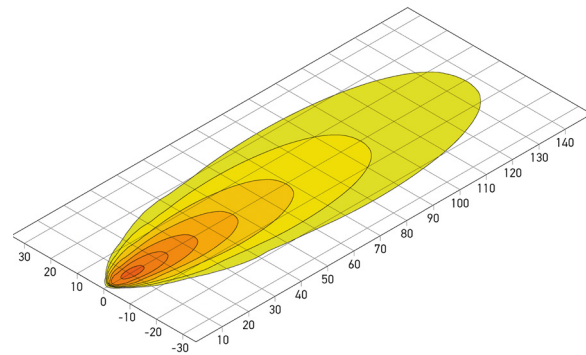


Long-range illumination

ULTRA BEAM S-SERIES

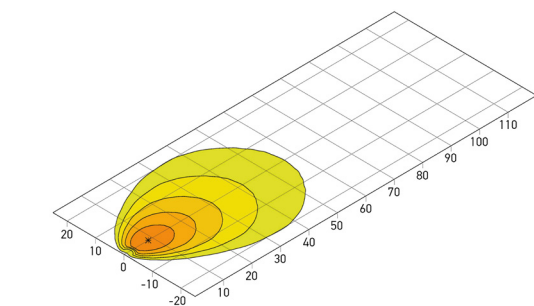


Close-range illumination

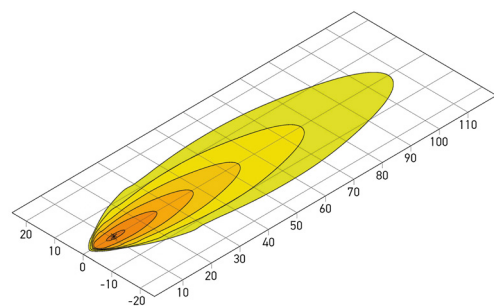


Long-range illumination

OVAL 100 S-SERIES



Close-range illumination



Long-range illumination

lux \geq 0 1 2 4 8 16 32 64 128 192 256

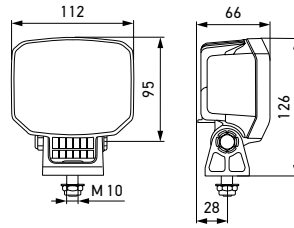
Mounting position: 2.5 m high at -8° (close-range illumination) or -3° (long-range illumination)

TECHNICAL DETAILS

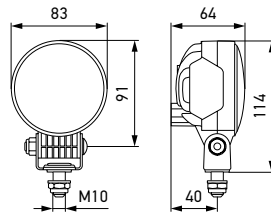
Technical data	Reverse lamps	
	Power Beam S-series	Module 70 S-series
Operating voltage range	Multi-voltage (9–32 V)	
Rated voltage	12 V and 24 V	
Current consumption	12 V: Ø 0.85 A*, 24 V: Ø 0.41 A**	
Power consumption	12 V: Ø 11.2 W*, 24 V: Ø 11.6 W**	
Light output (warm)	Ø 1,150 lm	
Light source	LED	
Colour temperature	5,000 K	
Material	Housing: heat-conductive plastic Cover lens: plastic Bracket: glass-fibre reinforced plastic Bracket: stainless steel	
Temperature range	-40 °C to +85 °C (overheating protection)	
Protection class	IP 6K9K, IP 6K7	
Approved	ECE-R10, ECE-R148, ADR/GGVSEB	
Compliant	RCM, CISPR 25 Class 5 (12 V) and Class 4 (24 V)	
Protection	Polarity reversal protection, overvoltage protection	
Salt spray resistance	720 h as per DIN EN ISO 9227	
Mounting	Upright and pendant mounting	
Connection	DEUTSCH DT connector, 2-pin	
Manufactured in	Austria	

* Warm measured at 13.2 V after 30 minutes of operation
 ** Warm measured at 28 V after 30 minutes of operation

Dimensional sketches





Power Beam S-series reverse lamp

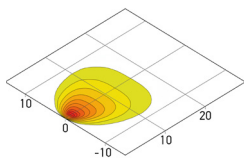


Module 70 S-series reverse lamp

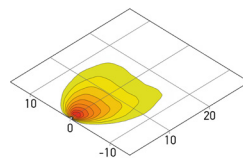
PROGRAM OVERVIEW

Product picture	Variant	Illumination	Part number
	Power Beam S-series reverse lamp	Extra-wide illumination	2ZR 996 588-501
	Module 70 S-series reverse lamp	Extra-wide illumination	2ZR 996 776-501

LIGHT DISTRIBUTIONS



Power Beam S-series reverse lamp



Module 70 S-series reverse lamp



Mounting position: 1.2 m high at -27° (Power Beam S-series reverse lamp) or -26° (Module 70 S-series reverse lamp)

HELLA GmbH & Co. KGaA
Rixbecker Straße 75
59552 Lippstadt /Germany
Tel. + 49 2941 38 - 0
Fax + 49 2941 38 - 71 33
info@forvia.com
www.hella.com

© HELLA GmbH & Co. KGaA, Lippstadt
J2284/11.2024

Subject to technical and price modifications.



www.hella.com/s-series