



**WISSERBLADEN  
VEREENVOUDIGD  
EUROPA LHD**



**FLEXIBEL BEREIK. VOLLEDIGE DEKKING.**

**HET NIEUWE VEREENVOUDIGDE HELLA  
RUITENWISSERBLADENAANBOD.**



**RUITENWISSER-  
BLADENAANBOD  
NIEUW EN VEREENVOUDIGD**



# INHOUDSOPGAVE

|  |     |
|--|-----|
| HELLA - RUITENWISSERZAKEN. VEREENVOUDIGD | 02  |
| HELLA RUITENWISSERBLADENAANBOD           | 04  |
| METAL WIPER                              | 06  |
| CLEANTECH                                | 08  |
| EASY SET OE                              | 10  |
| EASY SET UPGRADE                         | 12  |
| REAR PLASTIC                             | 14  |
| REAR FLAT                                | 16  |
| HYBRID                                   | 18  |
| WINTER                                   | 20  |
| HEAVY DUTY & AGRO                        | 22  |
| TOEPASSINGEN VOOR AUTO'S                 | 24  |
| TOEPASSINGEN VOOR ZWAAR GEBRUIK          | 122 |
| ADAPTERS & HAKEN                         | 150 |
| OVERZICHT SYMBOLEN                       | 152 |
| KORTE CODES. VEREENVOUDIGD               | 153 |



**UW EXPERT  
VOOR ZICHTBAARHEID**

# HELLA - RUITENWISSERZAKEN. VEREENVOUDIGD



## BESTE IN ZIJN KLASSE

MEER DAN 120 JAAR  
DUITSE INNOVATIE



## KWALITEIT ZONDER COMPROMIS

CONSEQUENT GETEST



## HELLA

ERKEND MERK



## TEVREDEN KLANTEN

ELK JAAR MILJOENEN WISSERBLADEN  
VERKOCHT

## VOLDOEN AAN DE BEHOEFTE VAN DE KLANTEN

### DISTRIBUTEUR



- Veel over gedistribueerde merken
- Teveel voorraad / te veel PN's
- Meer auto's met meer soorten verbindingen
- Winstgevend blijven is een uitdaging

### MECHANISCH



- Snelle selectie en eenvoudige montage
- Nieuwste dekking
- Gemakkelijk te verkopen aan eindgebruikers
- Concurrerende prijzen

### DETAILHANDEL



- Snel de juiste PN vinden → snel monteren
- Stil en duurzaam
- Cool ontwerp
- Prijsstelling

INZICHTEN

BEHOEFTE

- Gemakkelijk te kopen → gemakkelijk te verkopen
- Kleine series / maximale dekking
- Meer winst
- Nieuwste verbindingen & toepassingen

- Gemakkelijk te hanteren
- Blijvende prestaties
- Vertrouwd merk
- OE-ontwerp (upgrade)
- Juiste prijs

# HELLA RUITENWISSERBLADENPROGRAMMA

NIEUW EN VEREENVOUDIGD

ONMISBAAR



## METAL WIPER

Hoge dekking  
Waar voor uw geld



## CLEANTECH 2.0

Vlak-bladtechnologie  
Multi-clips = Hoge dekking



## EASY SET

Sets van twee → OE & UP  
Eén verpakking → één oplossing



TOEGEVOEGDE WAARDE



**REARS**  
PLASTIC/FLAT

Hoge dekking  
Multi-clips



**EASY CHANGE**  
MULTI-CLIP SYSTEM

**EASY CHANGE**  
MULTI-CLIP SYSTEM  
EXTENDED COVERAGE



**HYBRID**

Specifieke technologie



**EASY CHANGE**  
ORIGINAL DESIGN  
EASY TO FIT



**WINTER**

Specifieke technologie  
voor strenge winters



**EASY CHANGE**  
ORIGINAL DESIGN  
ANTI-CLOGGING TECHNOLOGY



**HEAVY DUTY**

Robuust gebouwd voor  
professionals



**EASY CHANGE**  
BUILT TOUGH  
EASY TO FIT

**EASY CHANGE**  
BUILT TOUGH  
WITH SPRAY-BAR

**TRUCKS**



# METAL WIPER

VOLLEDIGE DEKKING - JUISTE PRIJS - WAAR VOOR UW GELD

## METAL WIPERS CARTON

U kunt altijd vertrouwen op de metalen ruitenwisserbladen van HELLA. De rubberen lippen van de bladen zijn gecoat met grafiet, zodat ze voortdurend kunnen worden blootgesteld aan de meest intensieve

belastingen. Bovendien beperkt het ontwerp hinderlijk windgeruis tot een minimum. Dit betekent een soepele en stille werking met duurzamere prestaties, wat op zijn beurt de veiligheid en het rijcomfort verbetert.

## EIGENSCHAPPEN

### TECHNOLOGIE TRENDS



- Aanzienlijke daling in OE al jaren lang
- Nog steeds veel gevraagd in de aftermarket

### UITDAGINGEN



- Prijsdruk
- Vergroting van het milieubewustzijn (verpakking)

### OPLOSSING - DOOR HELLA



- Waar voor uw geld
- Minder PN's - volledige dekking
- Recyclebare kartonnen verpakking

## VOORDELEN



STREAK-FREE  
SILENT



ALL-WEATHER  
SAFETY



# ADAPTERS & HAAKTYPES



## KORTE CODES

| KORTE CODE | HELLA P/N       | LENGTE | ADAPTERS  |
|------------|-----------------|--------|-----------|
| WP28       | 9XW 178 878-111 | 275 mm | E3, B, V9 |
| WP35       | 9XW 178 878-141 | 350 mm | E3, B V9  |
| WP38       | 9XW 178 878-151 | 375 mm | E3, B, V9 |
| WP40       | 9XW 178 878-161 | 400 mm | E3, B, V9 |
| WP43       | 9XW 178 878-171 | 425 mm | E3, A2-1  |
| WP45       | 9XW 178 878-181 | 450 mm | E3, B, V9 |
| WP48       | 9XW 178 878-191 | 475 mm | E3, B, V9 |
| WP50       | 9XW 178 878-201 | 500 mm | E3, V9    |
| WP53       | 9XW 178 878-211 | 525 mm | E3, V9    |
| WP55       | 9XW 178 878-221 | 550 mm | E3, V9    |
| WP58       | 9XW 178 878-231 | 575 mm | E3, V9    |
| WP60       | 9XW 178 878-241 | 600 mm | E3, V9    |
| WP65       | 9XW 178 878-261 | 650 mm | E3, V9    |
| WP70       | 9XW 178 878-281 | 700 mm | E3        |



# CLEANTECH

MEER FLEXIBILITEIT VOOR EEN STIJLVOL  
AËRODYNAMISCH EN VLAK BLADONTWERP.

## CLEANTECH 2.0 BLISTER PACK

Hightech voor de voorruit: de scharnierloze Clean-Tech 2.0 aerodynamische wisserbladen zorgen voor superieure wisresultaten. De aërodynamische spoiler voorkomt dat de ruitenwisser door de luchtstroom wordt opgetild. De nano-gecoate vlakke ruitenwissers

glijden soepel over het glas met gelijkmatige contactdruk. De nano-coating zorgt voor een lange levensduur van de ruitenwissers. Verschillende adapters zorgen voor een hoge voertuigdekking en eenvoudige installatie.

## EIGENSCHAPPEN

### TECHNOLOGIE TRENDS



- Een groeiende trend in OE- tot 55 % van het wagenpark
- Verbeterde wisprestaties
- Stijlvol ontwerp

### UITDAGINGEN



- Veel specifieke armverbindingen en adapters
- Groot aantal PN's = grote voorraad

### OPLOSSING - DOOR HELLA



- Kleine serie
- Multi-adapters in verpakking: hoge dekking
- Nieuw: Voor Toyota en Mercedes

## VOORDELEN



EASY TO FIT



EXTENDED COVERAGE



AERODYNAMIC PERFORMANCE



NANO-TECHNOLOGY

# ADAPTERS & HAAKTYPES

## ADAPTERS    HOOKS



## ADAPTERS    HOOKS



## ADAPTERS    HOOKS



## KORTE CODES

| KORTE CODE | HELLA P/N       | LENGTE | ADAPTERS                          |
|------------|-----------------|--------|-----------------------------------|
| CT35       | 9XW 358 053-141 | 350 mm | 3A, 3F, 3H-8, 3T                  |
| CT38       | 9XW 358 053-151 | 375 mm | 3A, 3H-8                          |
| CT40       | 9XW 358 053-161 | 400 mm | 3A, 3B-2, 3F, 3H-8, 3T            |
| CT43       | 9XW 358 053-171 | 425 mm | 3A, 3B-2, 3F, 3H-8,               |
| CT45       | 9XW 358 053-181 | 450 mm | 3A, 3B-2, 3F, 3H-8, 3T, 3U        |
| CT48       | 9XW 358 053-191 | 475 mm | 3A, 3B-2, 3F, 3H-8, 3U            |
| CT50       | 9XW 358 053-201 | 500 mm | 3A, 3B-2, 3F, 3H-8, 3T            |
| CT53       | 9XW 358 053-211 | 525 mm | 3A, 3B-2, 3F, 3H-8                |
| CT55       | 9XW 358 053-221 | 550 mm | 3A, 3B-2, 3C, 3F, 3H-8,<br>3T, 3U |
| CT58       | 9XW 358 053-231 | 575 mm | 3A, 3B-2, 3F, 3H-8,               |
| CT60       | 9XW 358 053-241 | 600 mm | 3A, 3B-2, 3C, 3F, 3H-8,<br>3T, 3U |
| CT65       | 9XW 358 053-261 | 650 mm | 3A, 3B-2, 3F, 3H-8, 3T, 3U        |
| CT70       | 9XW 358 053-281 | 700 mm | 3A, 3B-2, 3H-8, 3T, 3U            |
| CT75 (New) | 9XW 358 053-301 | 750 mm | 3A, 3B-2, 3F, 3H-8, 3T            |
| CT80 (New) | 9XW 358 053-321 | 800 mm | 3B-2, 3F, 3H-8                    |

# EASY SET OE

MEER FLEXIBILITEIT VOOR STIJLVOLLE OE-ACHTIGE ONTWERPSETS MET VLAkke BLADEN

## EASY SET OE CARTON

Bij de installatie van nieuwe ruitenwischerbladen moeten bestuurders er zeker van zijn dat ze de juiste keuze hebben gemaakt. Dat is waarom de Easy Set OE altijd de juiste keuze is.

De stijl en functionaliteit zijn compatibel met de originele te vervangen ruitenwischerbladen. Dit betekent uitstekende wisprestaties in alle weersomstandigheden, gekoppeld aan een veelzijdige snelle en eenvoudige installatie dankzij een modulair adaptersysteem, voor een breed scala van voertuigtypes.

## EIGENSCHAPPEN

### TECHNOLOGIE TRENDS



- Flat Blade = toonaangevende en groeiende technologie
- Aerodynamische prestaties
- Stijlvol ontwerp

### UITDAGINGEN




- Enkelvoudige verpakkingen flexibel, maar soms verwarrend
- De markt is gewend aan sets maar:
  - veel lengtes x veel verbindingen = veel pn's = voorraad!

### OPLOSSING - DOOR HELLA



- Voor voertuigen uitgerust in OE en als upgrade
- Alleen 16 PN's - Multi-clips (3 max)
- Dekt tot 85% van de aanbiedingen van grote concurrenten
- Eén set → Eén oplossing

## VOORDELEN



NANO-COATED RUBBER



OE-LIKE DESIGN



AERODYNAMIC PERFORMANCE





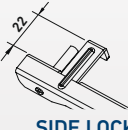



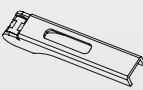




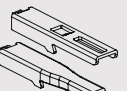
EASY TO FIT



MULTI-CLIP-SYSTEM



# ADAPTERS & HAAKTYPES

|      | ADAPTERS  | HOOKS  |   | ADAPTERS | HOOKS   |   |
|------|---|--|---|----------|---|---|
| 3B-2 |  | <br>SIDE LOCK<br>19 mm          | <br>SIDE LOCK<br>22 mm     | 3H-2     | <br>PUSH BUTTON<br>19 mm | <br>PUSH BUTTON<br>22 mm |
| 3C-B |  | <br>AUDI & OLD<br>Mercedes Type | <br>RENAULT<br>Scenic Type | 3F       | <br>MULTI HOOK           | <br>INSERT LOCK          |
| 3D-2 |  | <br>PINCH TAB                   |   |          |   |   |

## KORTE CODES

| KORTE CODE | HELLA P/N       | LENGTE        | ADAPTERS              |
|------------|-----------------|---------------|-----------------------|
| Set0E5348  | 9XW 358 164-011 | 525 mm/475 mm | 3M, 3B-2, 3H-2        |
| Set0E5353  | 9XW 358 164-021 | 525 mm/525 mm | 3M, 3B-2, 3H-2        |
| Set0E5545  | 9XW 358 164-031 | 550 mm/450 mm | 3M, 3B-2, 3D-2        |
| Set0E5555  | 9XW 358 164-041 | 550 mm/550 mm | 3M, 3C, 3D-2, 3F      |
| Set0E6040  | 9XW 358 164-051 | 600 mm/400 mm | 3M, 3H-2, 3F          |
| Set0E6045  | 9XW 358 164-061 | 600 mm/450 mm | 3M, 3B-2, 3H-2, 3F    |
| Set0E6048  | 9XW 358 164-071 | 600 mm/475 mm | 3M, 3B-2, 3D-2, 3H-2  |
| Set0E6050  | 9XW 358 164-081 | 600 mm/500 mm | 3M, 3B-2, 3H-2        |
| Set0E6053  | 9XW 358 164-091 | 600 mm/525 mm | 3M, 3B-2, 3D-2, 3H-2  |
| Set0E6060  | 9XW 358 164-101 | 600 mm/600 mm | 3M, 3B-2, 3H-2        |
| Set0E6540  | 9XW 358 164-111 | 650 mm/400 mm | 3M, 3B-2, 3H-2, 3F    |
| Set0E6545  | 9XW 358 164-121 | 650 mm/450 mm | 3M, 3B-2, 3H-2        |
| Set0E6548  | 9XW 358 164-131 | 650 mm/475 mm | 3M, 3B-2, 3H-2, 3F    |
| Set0E6555  | 9XW 358 164-141 | 650 mm/550 mm | 3M, 3C+3C-B, 3H-2, 3F |
| Set0E6565  | 9XW 358 164-151 | 650 mm/650 mm | 3M, 3B-2, 3D-2, 3F    |
| Set0E7070  | 9XW 358 164-161 | 700 mm/700 mm | 3M, 3B-2, 3H-2        |

# EASY SET UPGRADE

MEER FLEXIBILITEIT VOOR STIJLVOLLE  
UPGRADESET-OPLOSSINGEN MET VLAK BLAD

## EASY SET UP-VERPAKKING

Onze ruitenwischerbladen met vlak ontwerp, versterkt door hun aerodynamische wisprestaties, zorgen voor een gelijkmatige verdeling van de reinigingskracht op de voorruit, zelfs bij het rijden met hoge snelheid.

Dit zorgt ervoor dat een bestuurder voortdurend een helder zicht vooruit heeft onder alle weersomstandigheden. Standaardwischerbladen vervangen gaat snel en eenvoudig met ons klik-en-pas-systeem.

## EIGENSCHAPPEN

### TECHNOLOGIE TRENDS



→ Vlak blad voor de meeste nieuwe auto's → oudere auto's met standaard metalen technologie

### UITDAGINGEN



→ Bestuurders willen omschakelen op de nieuwste technologie  
→ Enkelvoudig verpakte bladen - een uitdaging voor eindgebruikers en monteurs om het juiste onderdeel te vinden

### OPLOSSING - DOOR HELLA



→ Eenvoudige upgrade voor voertuigen die oorspronkelijk waren uitgerust met standaard metalen ruiten-wissers  
→ Prestaties van vlakke bladen voor iedereen - gemakkelijk aan te brengen  
→ 15 sets van 2 wissers

## VOORDELEN



NANO-COATED RUBBER



OE-LIKE  
DESIGN



AERODYNAMIC  
PERFORMANCE



EASY TO FIT



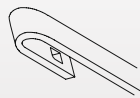
MULTI-CLIP-  
SYSTEM

# ADAPTERS & HAAKTYPES

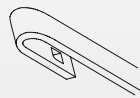
## ADAPTERS

## HOOKS

E3



**HOOK**  
9 mm x 3 mm



**HOOK**  
9 mm x 4 mm

## KORTE CODES

| KORTE CODE | HELLA P/N       | LENGTE        | ADAPTERS |
|------------|-----------------|---------------|----------|
| SetUP4545  | 9XW 358 164-171 | 450 mm/450 mm | E3       |
| SetUP4848  | 9XW 358 164-181 | 475 mm/475 mm | E3       |
| SetUP5045  | 9XW 358 164-191 | 500 mm/450 mm | E3       |
| SetUP5050  | 9XW 358 164-201 | 500 mm/500 mm | E3       |
| SetUP5345  | 9XW 358 164-211 | 525 mm/450 mm | E3       |
| SetUP5348  | 9XW 358 164-221 | 525 mm/475 mm | E3       |
| SetUP5353  | 9XW 358 164-231 | 525 mm/525 mm | E3       |
| SetUP5540  | 9XW 358 164-241 | 550 mm/400 mm | E3       |
| SetUP5548  | 9XW 358 164-251 | 550 mm/475 mm | E3       |
| SetUP5550  | 9XW 358 164-261 | 550 mm/500 mm | E3       |
| SetUP5553  | 9XW 358 164-271 | 550 mm/525 mm | E3       |
| SetUP6040  | 9XW 358 164-281 | 600 mm/400 mm | E3       |
| SetUP6045  | 9XW 358 164-291 | 600 mm/450 mm | E3       |
| SetUP6053  | 9XW 358 164-301 | 600 mm/525 mm | E3       |
| SetUP6540  | 9XW 358 164-311 | 650 mm/400 mm | E3       |

# REAR PLASTIC

MEER FLEXIBILITEIT VOOR OE-ACHTIG ONTWERP  
SPECIFIEK VOOR ACHTERRUIT

## REAR PLASTIC BLISTER PACK

Voor optimaal zicht vanuit de achterrui:

De vlakke kunststof ruitenwisserbladen van HELLA voor de achterrui zijn de ideale oplossing voor talrijke voertuigen en dekken tot 20 % van het wagenpark.

De speciale nano-coating zorgt niet alleen voor een optimaal, streeploos wisresultaat, zelfs onder ongunstige omstandigheden, maar garandeert ook een zeer lange levensduur.

Het speciaal ontwikkelde, lichte materiaal is

buitengewoon robuust en bestendig. Het moderne aerodynamische vlakke stangontwerp is geïnspireerd op de originele ruitenwissers. Dankzij het innovatieve multi-adapter- systeem kunnen de ruitenwissers universeel op vele voertuigen worden gebruikt en dankzij Easy-Fit kunnen ze in slechts een paar eenvoudige stappen worden gemonteerd.



## EIGENSCHAPPEN

### TECHNOLOGIE TRENDS



- Specifieke achterruitenwissers maken tot 20 % van het wagenpark uit
- Stijlvol ontwerp
- Voertuigspecifiek

### UITDAGINGEN



- Veel verbindingen en lengtes - complex
- Groot aantal PN's vereist om alles te dekken
- Wordt vaak vergeten - gemiste kans

### OPLOSSING - DOOR HELLA



- Kleine serie van kunststof achterruitenwissers
- Multi-adapters
- Voorraadvermindering - Hoge dekking

## VOORDELEN



EASY TO FIT








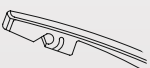




MULTI-CLIP-SYSTEM



EXTENDED COVERAGE



# ADAPTERS & HAAKTYPES

|    | ADAPTERS  | HOOKS  |    | ADAPTERS  | HOOKS  |
|----|---|--|----|---|--|
| 5A |  | <br>ROCK LOCK 2 | 5D |  | <br>SNAP CLAW L |
| 5B |  | <br>ROCK LOCK 3 | 5E |  | <br>SNAP CLAW H |
| 5C |  | <br>SLIDE PINCH |    |   |  |



## KORTE CODES

| KORTE CODE | HELLA P/N       | LENGTE | ADAPTERS       | TOEPASSINGEN             |
|------------|-----------------|--------|----------------|--------------------------|
| RP10       | 9XW 358 182-101 | 250 mm | 5A, 5B         | Mini, Toyota             |
| RP11       | 9XW 358 112-911 | 275 mm | 5A, 5B         | Hyundai, Kia             |
| RP12       | 9XW 358 112-921 | 300 mm | 5A, 5B, 5E     | BMW, Citroën, Dacia      |
| RP14       | 9XW 358 112-931 | 350 mm | 5A, 5B, 5C, 5D | Hyundai, Nissan, Renault |
| RP16       | 9XW 358 112-941 | 400 mm | 5A, 5B, 5E     | Honda, Subaru, Toyota    |

# REAR FLAT

MEER FLEXIBILITEIT VOOR ACHTERSPECIFIEKE  
OE-ACHTIG VLAK ONTWERP

## REAR FLAT BLISTER PACK



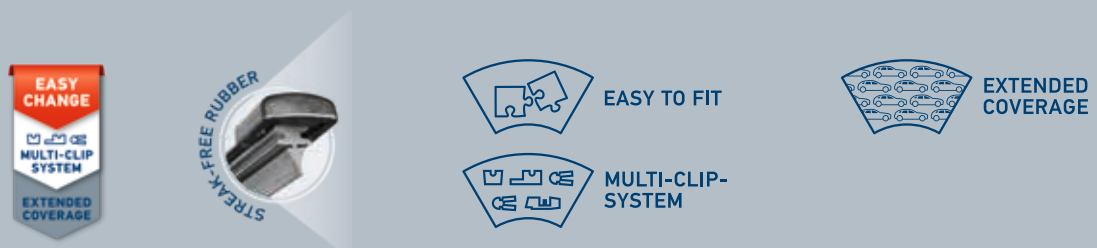
Hypermoderne technologie voor de achterraut: dankzij hun nano-coating zorgen de vlakke HELLA achterrautwischerbladen voor uitstekende wisresultaten bij regen, sneeuw en spatwater, en dat alles bij een ex zeer geringe slijtage. De extreem vlakke, aerodynamische ruitenwischerbladen zijn gebaseerd op het ontwerp van moderne originele

ruitenwissers, zodat ze een goed figuur slaan op de achterraut van elk voertuig. Dankzij het Easychange-systeem met modulaire adapters kunnen de ruitenwissers in slechts enkele eenvoudige stappen worden gemonteerd en gebruikt op talloze verschillende voertuigen.


## EIGENSCHAPPEN



## VOORDELEN



# ADAPTERS & HAAKTYPES



## KORTE CODES

| KORTE CODE | HELLA P/N       | LENGTE | ADAPTERS           | TOEPASSINGEN                     |
|------------|-----------------|--------|--------------------|----------------------------------|
| RF10       | 9XW 358 179-101 | 250 mm | 7A, 7C, 7E         | Mini, MB A-Class, Clio IV        |
| RF11       | 9XW 358 179-111 | 275 mm | 7A, 7C, 7D, 7E     | BMW 3-Series, Golf VI & VII      |
| RF13       | 9XW 358 179-131 | 325 mm | 7A, 7C, 7D, 7E, 7J | Audi A3 & A4, BMW X3, VW Golf V  |
| RF14       | 9XW 358 179-141 | 350 mm | 7A, 7B, 7I         | BMW X5, Volvo's                  |
| RF15       | 9XW 358 179-151 | 375 mm | 7A, 7C, 7D, 7J     | BMW X5, Ford Edge, MB Vito       |
| RF16       | 9XW 358 179-161 | 400 mm | 7A, 7D, 7E, 7J     | Audi Q3 & Q7, Skoda's, VW Touran |
| RF17       | 9XW 358 179-171 | 425 mm | 7A, 7C             | MB Sprinter, VW Crafter          |
| RF18       | 9XW 358 179-181 | 450 mm | 7A, 7D             | VW Multivan, Transporter         |

# HYBRID

MEER FLEXIBILITEIT VOOR STIJLVOLLE OE-ACHTIGE ALL-WEATHER-ONTWERP

## HYBRIDE VERPAKKING

De hybride technologie integreert de beste ontwerpkenmerken van een conventioneel frame met een ontwerp met vlakke bladen, waardoor de wisprestaties verbeteren en de rijveiligheid toeneemt,

ongeacht de weersomstandigheden. Snel en eenvoudig vervangen van oude ruitenwisserbladen dankzij de Easy-Fit-systeemadapters - zeer populair op Aziatische automerken.

## EIGENSCHAPPEN

### TECHNOLOGIE TRENDS



- Zeer gebruikelijk op Aziatische auto's, Hyundai, Kia, Nissan, Honda maar ook op BMW & Mini
- Stijlvol ontwerp

### UITDAGINGEN



- OE-ontwerp volgen

### OPLOSSING - DOOR HELLA



- Zelfde ontwerp
- Compleet aanbod
- Gemakkelijk aan te brengen

## VOORDELEN



ALL-WEATHER SAFETY



LASTING PERFORMANCE



OE-LIKE DESIGN

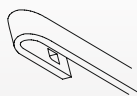


# ADAPTERS & HAAKTYPES

## ADAPTERS

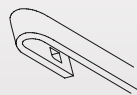
## HOOKS

V11



**HOOK**  
9 mm x 3 mm

T10 +



**HOOK**  
9 mm x 4 mm

## KORTE CODES

| KORTE CODE | HELLA P/N       | LENGTE | ADAPTERS |
|------------|-----------------|--------|----------|
| H35        | 9XW 204 584-141 | 350 mm | V11, T10 |
| H40        | 9XW 204 584-161 | 400 mm | V11, T10 |
| H43        | 9XW 204 584-171 | 425 mm | V11, T10 |
| H45        | 9XW 204 584-181 | 450 mm | V11, T10 |
| H48        | 9XW 204 584-191 | 475 mm | V11, T10 |
| H50        | 9XW 204 584-201 | 500 mm | V11, T10 |
| H53        | 9XW 204 584-211 | 525 mm | V11, T10 |
| H55        | 9XW 204 584-221 | 550 mm | V11, T10 |
| H60        | 9XW 204 584-241 | 600 mm | V11, T10 |
| H65        | 9XW 204 584-261 | 650 mm | V11, T10 |
| H70        | 9XW 204 584-281 | 700 mm | V11, T10 |

# WINTER

FLEXIBELERE PRESTATIES BIJ WINTERSE OMSTANDIGHEDEN

## WINTER CARTON

De extreem resistente HELLA-winterwischerbladen zijn geoptimaliseerd voor ongunstige omstandigheden, zoals sneeuw, ijzel en strooizout, en zorgen altijd voor een perfect zicht, ook in de winter. De speciale rubbersamenstelling van de ruitenwischerlippen is bijzonder resistent en biedt een streeploze wiservaring,

zelfs bij ijzel. De robuuste ruitenwischerconstructie, gebaseerd op het ontwerp van de originele ruitenwissers, garandeert een lange levensduur en een perfecte werking op elk moment. De eenvoudig te monteren HELLA-winterwischerbladen zijn verkrijgbaar voor verschillende voertuigtipes.

## EIGENSCHAPPEN

### TECHNOLOGIE TRENDS



- Specifiek voor bepaalde markten met strenge winters (Rusland)
- Voor zowel personenauto's als vrachtauto's

### UITDAGINGEN



- Juist ontwerp om bevriezing van scharnieren te voorkomen
- Juiste prestaties en prijs

### OPLOSSING - DOOR HELLA



- Kleine serie
- Stevig rubberen bekledingsconstructie
- Multi-clip → uitgebreide dekking

## VOORDELEN



ANTI-CLOGGING TECHNOLOGY



WINTER RUBBER PROFILE



EXTENDED COVERAGE

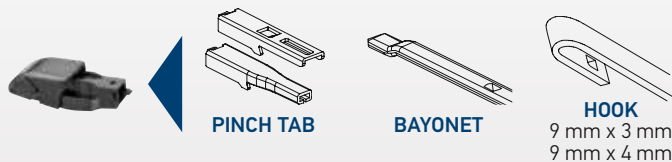


MULTI-CLIP-SYSTEM

# ADAPTERS & HAAKTYPES

## ADAPTERS HOOKS

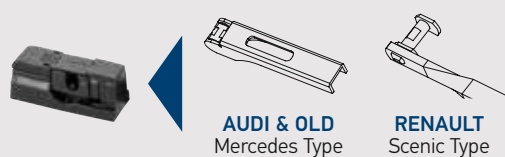
3A



3B-2

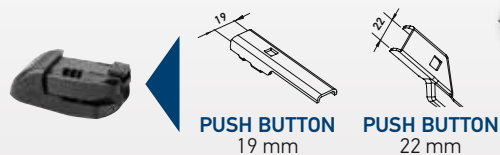


3C-B



## ADAPTERS HOOKS

3H-8



3F



## KORTE CODES

| KORTE CODE | HELLA P/N       | LENGTE | ADAPTERS               |
|------------|-----------------|--------|------------------------|
| W35        | 9XW 358 004-141 | 350 mm | 3A, 3B-2, 3H-8, 3C, 3F |
| W40        | 9XW 358 004-161 | 400 mm | 3A, 3B-2, 3H-8, 3C, 3F |
| W45        | 9XW 358 004-181 | 450 mm | 3A, 3B-2, 3H-8, 3C, 3F |
| W48        | 9XW 358 004-191 | 475 mm | 3A, 3B-2, 3H-8, 3C, 3F |
| W50        | 9XW 358 004-201 | 500 mm | 3A, 3B-2, 3H-8, 3C, 3F |
| W53        | 9XW 358 004-211 | 525 mm | 3A, 3B-2, 3H-8, 3C, 3F |
| W55        | 9XW 358 004-221 | 550 mm | 3A, 3B-2, 3H-8, 3C, 3F |
| W60        | 9XW 358 004-241 | 600 mm | 3A, 3B-2, 3H-8, 3C, 3F |
| W65        | 9XW 358 004-261 | 650 mm | 3A, 3B-2, 3H-8, 3C, 3F |



# HEAVY DUTY

MEER FLEXIBILITEIT VOOR DUURZAME PRESTATIES

## HEAVY DUTY -VERPAKKING

HELLA-ruitenswipers voor zwaar gebruik trotseren zelfs de meest ongunstige omstandigheden en zware belastingen bij continu gebruik op de weg of in de landbouw en zorgen in elke situatie op betrouwbare wijze voor helder zicht. Niets kan de ruitenswipers aan het wankelen brengen, dankzij het stevige, hoogwaardige stalen frame.

De versterkte heavy-duty rubbersamenstelling garandeert een lange levensduur en optimale wisresultaten, zelfs onder ruwere omgevingsomstandigheden, belangrijke eigenschappen voor met name landbouwvoertuigen. Ook verkrijgbaar met een geïntegreerde sproeier voor een nog betere wiservaring.

## EIGENSCHAPPEN

### TECHNOLOGIE TRENDS



- Professionele prestaties
- Groter wordende maten
- Specifiek voor bepaalde toepassingen: sproeistangen

### UITDAGINGEN



- Totale eigendomskosten
- Het juiste aanbod voor de nieuwste voertuigen

### OPLOSSING - DOOR HELLA



- **Compleet aanbod**
- **Sets met sproeistangen voor specifieke toepassingen**

## VOORDELEN



LASTING PERFORMANCE



HIGH QUALITY STEEL FRAME



SPRAY BAR INCLUDED

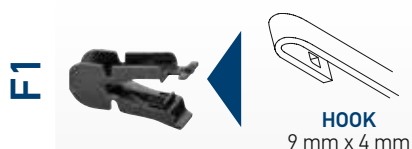


# ADAPTERS & HAAKTYPES

## ADAPTERS HOOKS



## ADAPTERS HOOKS



## ADAPTERS HOOKS



## ADAPTERS HOOKS



## KORTE CODES

| KORTE CODE          | HELLA P/N       | LENGTE        | ADAPTERS                 | SPRAY BAR |
|---------------------|-----------------|---------------|--------------------------|-----------|
| HD50                | 9XW 184 107-201 | 500 mm        | E3, B, A2-1, TR9         |           |
| HD55                | 9XW 184 107-221 | 550 mm        | E3, B, A2-1, F1, TR4, T5 |           |
| HD60A               | 9XW 206 480-801 | 600 mm/600 mm | F1                       | ✓         |
| HD60B               | 9XW 206 480-811 | 600 mm/600 mm | F1                       | ✓         |
| HD60C               | 9XW 184 107-241 | 600 mm        | F5, F10, T8-1, T9        |           |
| HD65A               | 9XW 206 480-831 | 650 mm/650 mm | F1                       | ✓         |
| HD65B               | 9XW 184 107-261 | 650 mm        | F5, F10, T8-1            |           |
| HD65C <i>-(New)</i> | 9XW 184 107-262 | 650 mm        | F12                      |           |
| HD65D               | 9XW 206 480-821 | 650 mm/550 mm | F1                       | ✓         |
| HD70A               | 9XW 184 107-281 | 700 mm        | F5, F10, T8-1, G1, F9    |           |
| HD70B <i>(New)</i>  | 9XW 206 480-841 | 700 mm        | F5                       | ✓         |
| HD80                | 9XW 184 107-321 | 800 mm        | M, M1, M7, M8            |           |
| HD90A               | 9XW 184 107-361 | 900 mm        | M2, M3, M6               |           |
| HD90B               | 9XW 194 562-361 | 900 mm        | F7                       |           |
| HD100A              | 9XW 184 107-401 | 1000 mm       | M2, M3, M6               |           |
| HD100B              | 9XW 194 562-401 | 1000 mm       | F7                       |           |
| <b>AGRO</b>         |                 |               |                          |           |
| WA16                | 9XW 204 163-161 | 400 mm        | E3, TR9                  |           |
| WA18                | 9XW 204 163-181 | 450 mm        | E3, TR9                  |           |
| WA20                | 9XW 204 163-201 | 500 mm        | E3, TR9                  |           |
| WA22                | 9XW 204 163-221 | 550 mm        | E3, TR9                  |           |
| WA24                | 9XW 204 163-241 | 600 mm        | E3, TR9                  |           |














# TOEPASSINGEN VOOR AUTO'S



























# TOEPASSINGEN VOOR AUTO'S












| FOR/FÜR<br> |  | METAL   |   |   | CLEANTECH   |   |   |   |
|--|---|---|---|---|---|---|---|---|
|  |   |  |  |  |  |  |  |  |
| A4 Avant (8ED, B7)   | 11.04→06.08   |   |   |   | CT55  | CT55  | 3C  | 19  |
| A4 Avant (8K5, B8)   | 11.07→12.15   |   |   |   | CT60  | CT50  | 3H-8  | 27  |
| A4 Avant (8W5, B9)   | 05.15→  |   |   |   | CT60  | CT50  | 3H-8  | 27  |
| A4 Cabriolet (8H7, B6)   | 12.03→06.06   |   |   |   | CT55  | CT55  | 3C  | 19  |
| A4 Cabriolet (8HE, B7)   | 11.05→03.09   |   |   |   | CT55  | CT55  | 3C  | 19  |
| A5 Cabriolet (8F7)   | 03.09→01.17   |   |   |   | CT60  | CT53  | 3H-8  | 27  |
| A5 Cabriolet (F57)   | 09.16→  |   |   |   | CT60  | CT53  | 3H-8  | 27  |
| A5 Coupé (8T3)   | 06.07→10.07   |   |   |   | CT60  | CT50  | 3H-8  | 28  |
| A5 Coupé (8T3)   | 11.07→01.17   |   |   |   | CT60  | CT50  | 3H-8  | 27  |
| A5 Coupé (F53)   | 06.16→  |   |   |   | CT60  | CT50  | 3H-8  | 27  |
| A5 Sportback (8TA)   | 05.09→01.17   |   |   |   | CT60  | CT50  | 3H-8  | 27  |
| A5 Sportback (F5A)   | 06.16→  |   |   |   | CT60  | CT50  | 3H-8  | 27  |
| A6 (4A2, C4)   | 06.94→10.97   | WP55  | WP53  |   | CT55  | CT53  | 3A  | 12  |
| A6 (4B2, C5)   | 04.97→05.01   | WP55  | WP50  |   | CT55  | CT50  | 3A  | 12  |
| A6 (4B2, C5)   | 06.01→05.04   |   |   |   | CT55  | CT55  | 3C  | 19  |
| A6 (4F2, C6)   | 04.04→09.11   |   |   |   | CT55  | CT55  | 3F  | 30  |
| A6 (4G2, C7)   | 11.10→  |   |   |   | CT65  | CT53  | 3H-8  | 27  |
| A6 Avant (4A5, C4)   | 06.94→10.97   | WP55  | WP53  | WP45  | CT55  | CT53  | 3A  | 12  |
| A6 Avant (4B5, C5)   | 04.97→05.01   | WP55  | WP50  | WP35  | CT55  | CT50  | 3A  | 12  |
| A6 Avant (4B5, C5)   | 06.01→01.05   |   |   |   | CT55  | CT55  | 3C  | 19  |
| A6 Avant (4F5, C6)   | 03.05→08.11   |   |   |   | CT55  | CT55  | 3F  | 30  |
| A6 Avant (4G5, C7)   | 05.11→  |   |   |   | CT65  | CT53  | 3H-8  | 27  |
| A6 Avant Allroad (4BH, C5)   | 05.00→12.00   | WP55  | WP53  | WP35  | CT55  | CT53  | 3A  | 12  |
| A6 Avant Allroad (4BH, C5)   | 01.01→08.05   |   |   |   | CT55  | CT55  | 3C  | 19  |
| A6 Avant Allroad (4FH, C6)   | 05.06→08.11   |   |   |   | CT55  | CT55  | 3F  | 30  |
| A6 Avant Allroad (4GH, C7)   | 01.12→  |   |   |   | CT65  | CT53  | 3H-8  | 27  |
| A7 Sportback (4GA)   | 07.10→  |   |   |   | CT65  | CT53  | 3H-8  | 27  |
| A8 (4D2, D2)   | 06.94→09.02   | WP55  | WP50  |   | CT55  | CT50  | 3A  | 12  |
| A8 (4E, D3)  | 11.02→07.10   |   |   |   | CT60  | CT60  | 3C  | 19  |

| EASY SET OE & UP  |   |   | HYBRID  |   | REAR FLAT REAR PLASTIC  |   | WINTER  |   |   |   |
|---|---|---|---|---|---|---|---|---|---|---|
|  |  |  |  |  |  |  |  |  |  |  |
| SetOE5555   | 3C  | 19  |   |   |   |   | W55   | W55   | 3C  | 19  |
| SetOE6050   | 3H-2  | 27  |   |   | RF16  | 7J  | W60   | W50   | 3H-8  | 27  |
| SetOE6050   | 3H-2  | 27  |   |   |   |   | W60   | W50   | 3H-8  | 27  |
| SetOE5555   | 3C  | 19  |   |   |   |   | W55   | W55   | 3C  | 19  |
| SetOE5555   | 3C  | 19  |   |   |   |   | W55   | W55   | 3C  | 19  |
| SetOE6053   | 3H-2  | 27  |   |   |   |   | W60   | W53   | 3H-8  | 27  |
| SetOE6053   | 3H-2  | 27  |   |   |   |   | W60   | W53   | 3H-8  | 27  |
| SetOE6050   | 3H-2  | 28  |   |   |   |   | W60   | W50   | 3H-8  | 28  |
| SetOE6050   | 3H-2  | 27  |   |   |   |   | W60   | W50   | 3H-8  | 27  |
| SetOE6050   | 3H-2  | 27  |   |   |   |   | W60   | W50   | 3H-8  | 27  |
| SetOE6050   | 3H-2  | 27  |   |   |   |   | W60   | W50   | 3H-8  | 27  |
| SetOE6050   | 3H-2  | 27  |   |   |   |   | W60   | W50   | 3H-8  | 27  |
| SetUP5553   | E3  | 12  |   |   |   |   | W55   | W53   | 3A  | 12  |
| SetUP5550   | E3  | 12  |   |   |   |   | W55   | W50   | 3A  | 12  |
| SetOE5555   | 3C  | 19  |   |   |   |   | W55   | W55   | 3C  | 19  |
| SetOE5555   | 3F  | 30  |   |   |   |   | W55   | W55   | 3F  | 30  |
|   |   |   |   |   |   |   | W65   | W53   | 3H-8  | 27  |
| SetUP5553   | E3  | 12  |   |   |   |   | W55   | W53   | 3A  | 12  |
| SetUP5550   | E3  | 12  |   |   |   |   | W55   | W50   | 3A  | 12  |
| SetOE5555   | 3C  | 19  |   |   |   |   | W55   | W55   | 3C  | 19  |
| SetOE5555   | 3F  | 30  |   |   |   |   | W55   | W55   | 3F  | 30  |
|   |   |   |   |   | RF16  | 7J  | W65   | W53   | 3H-8  | 27  |
| SetUP5553   | E3  | 12  |   |   |   |   | W55   | W53   | 3A  | 12  |
| SetOE5555   | 3C  | 19  |   |   |   |   | W55   | W55   | 3C  | 19  |
| SetOE5555   | 3F  | 30  |   |   |   |   | W55   | W55   | 3F  | 30  |
|   |   |   |   |   | RF16  | 7J  | W65   | W53   | 3H-8  | 27  |
|   |   |   |   |   |   |   | W65   | W53   | 3H-8  | 27  |
| SetUP5550   | E3  | 12  |   |   |   |   | W55   | W50   | 3A  | 12  |
|   |   |   |   |   |   |   | W60   | W60   | 3C  | 19  |










# TOEPASSINGEN VOOR AUTO'S












| FOR/FÜR<br> |  | METAL   |   |   | CLEANTECH   |   |   |   |
|--|---|---|---|---|---|---|---|---|
|  |   |  |  |  |  |  |  |  |
| A8 (4H, D4)  | 11.09→  |   |   |   | CT70  | CT50  | 3H-8  | 27  |
| Cabriolet (8G7, B4)  | 06.91→08.00   | WP55  | WP53  |   | CT55  | CT53  | 3A  | 12  |
| Q2 (GAB)   | 06.16→  |   |   |   | CT60  | CT48  | 3H-8  | 27  |
| Q3 (8UB)   | 06.11→  |   |   |   | CT60  | CT53  | 3H-8  | 27  |
| Q5 (8RB)   | 11.08→04.16   |   |   |   | CT60  | CT50  | 3H-8  | 27  |
| Q5 (FYB)   | 05.16→  |   |   |   | CT60  | CT50  | 3H-8  | 27  |
| Q7 (4LB)   | 03.06→08.15   |   |   |   | CT65  | CT60  | 3A  | 26  |
| Q7 (4MB)   | 01.15→  |   |   |   | CT70  | CT50  | 3H-8  | 27  |
| R8 (422, 423)  | 04.07→  |   |   |   | CT55  | CT60  | 3F  | 30  |
| TT Coupé (8N3)   | 07.98→04.03   | WP55  | WP53  |   | CT55  | CT53  | 3A  | 12  |
| TT Coupé (8N3)   | 05.03→06.06   |   |   |   | CT53  | CT53  | 3B-2  | 41  |
| TT Coupé (8J3)   | 07.06→08.15   |   |   |   | CT55  | CT53  | 3A  | 26  |
| TT Coupé (FV3)   | 07.14→  |   |   |   | CT60  | CT53  | 3H-8  | 27  |
| TT Roadster (8N9)  | 03.99→04.03   | WP55  | WP53  |   | CT55  | CT53  | 3A  | 12  |
| TT Roadster (8N9)  | 05.03→06.06   |   |   |   | CT53  | CT53  | 3B-2  | 41  |
| TT Roadster (8J9)  | 02.07→06.14   |   |   |   | CT55  | CT53  | 3A  | 26  |
| TT Roadster (FV3)  | 11.14→  |   |   |   | CT60  | CT53  | 3H-8  | 27  |
| TT RS Coupé (8J3)  | 07.09→06.14   |   |   |   | CT55  | CT53  | 3A  | 26  |
| TT RS Coupé (FV3)  | 05.16→  |   |   |   | CT60  | CT53  | 3H-8  | 27  |
| TT RS Roadster (8J9)   | 07.09→06.14   |   |   |   | CT55  | CT53  | 3A  | 26  |
| TT RS Roadster (FV9)   | 05.16→  |   |   |   | CT60  | CT53  | 3H-8  | 27  |
| TTS Coupé (8J3)  | 05.08→08.15   |   |   |   | CT55  | CT53  | 3A  | 26  |
| TTS Coupé (FV3)  | 11.14→  |   |   |   | CT60  | CT53  | 3H-8  | 27  |
| TTS Roadster (8J9)   | 05.08→06.14   |   |   |   | CT55  | CT53  | 3A  | 26  |
| TTS Roadster (FV)  | 02.15→  |   |   |   | CT60  | CT53  | 3H-8  | 27  |
| <b>BMW</b>   |   |   |   |   |   |   |   |   |
| 1-Series (E81, E87)  | 09.04→12.11   |   |   |   | CT50  | CT50  | 3A  | 26  |
| 1-Series (F20, F21)  | 09.11→  |   |   |   | CT55  | CT45  | 3A  | 26  |
| 1-Series Cabrio (E88)  | 03.08→10.13   |   |   |   | CT50  | CT50  | 3A  | 26  |
| 1-Series Coupé (E82)   | 10.07→10.13   |   |   |   | CT50  | CT50  | 3A  | 26  |












| EASY SET OE & UP  |   |   | HYBRID  |   | REAR FLAT<br>REAR PLASTIC   |   | WINTER  |   |   |   |
|---|---|---|---|---|---|---|---|---|---|---|
|  |  |  |  |  |  |  |  |  |  |  |
| SetUP5553   | E3  | 12  |   |   |   |   | W55   | W53   | 3A  | 12  |
| SetOE6048   | 3H-2  | 27  |   |   | RF13  | 7J  | W60   | W48   | 3H-8  | 27  |
| SetOE6053   | 3H-2  | 27  |   |   | RF16  | 7J  | W60   | W53   | 3H-8  | 27  |
| SetOE6050   | 3H-2  | 27  |   |   | RF13  | 7J  | W60   | W50   | 3H-8  | 27  |
| SetOE6050   | 3H-2  | 27  |   |   | RF15  | 7J  | W60   | W50   | 3H-8  | 27  |
|   |   |   |   |   |   |   | W65   | W60   | 3A  | 26  |
|   |   |   |   |   | RF15  | 7J  |   |   |   |   |
|   |   |   |   |   |   |   | W55   | W60   | 3F  | 30  |
| SetUP5553   | E3  | 12  |   |   |   |   | W55   | W53   | 3A  | 12  |
| SetOE5353   | 3B-2  | 41  |   |   |   |   | W53   | W53   | 3B-2  | 41  |
| SetOE5555   | 3D-2  | 26  |   |   |   |   | W55   | W53   | 3A  | 26  |
| SetOE6053   | 3H-2  | 27  |   |   |   |   | W60   | W53   | 3H-8  | 27  |
| SetUP5553   | E3  | 12  |   |   |   |   | W55   | W53   | 3A  | 12  |
| SetOE5353   | 3B-2  | 41  |   |   |   |   | W53   | W53   | 3B-2  | 41  |
| SetOE5555   | 3D-2  | 26  |   |   |   |   | W55   | W53   | 3A  | 26  |
| SetOE6053   | 3H-2  | 27  |   |   |   |   | W60   | W53   | 3H-8  | 27  |
| SetOE5555   | 3D-2  | 26  |   |   |   |   | W55   | W53   | 3A  | 26  |
| SetOE6053   | 3H-2  | 27  |   |   |   |   | W60   | W53   | 3H-8  | 27  |
| SetOE5555   | 3D-2  | 26  |   |   |   |   | W55   | W53   | 3A  | 26  |
| SetOE6053   | 3H-2  | 27  |   |   |   |   | W60   | W53   | 3H-8  | 27  |
| SetOE5555   | 3D-2  | 26  |   |   |   |   | W55   | W53   | 3A  | 26  |
| SetOE6053   | 3H-2  | 27  |   |   |   |   | W60   | W53   | 3H-8  | 27  |
| SetOE5555   | 3D-2  | 26  |   |   |   |   | W55   | W53   | 3A  | 26  |
| SetOE6053   | 3H-2  | 27  |   |   |   |   | W60   | W53   | 3H-8  | 27  |
| SetOE5555   | 3D-2  | 26  |   |   |   |   | W55   | W53   | 3A  | 26  |
| SetOE6053   | 3H-2  | 27  |   |   |   |   | W60   | W53   | 3H-8  | 27  |
|   |   |   |   |   | RF11  | 7A+7C   | W50   | W50   | 3A  | 26  |
| SetOE5545   | 3D-2  | 26  |   |   | RP12  | 5B  | W55   | W45   | 3A  | 26  |
|   |   |   |   |   |   |   | W50   | W50   | 3A  | 26  |
|   |   |   |   |   |   |   | W50   | W50   | 3A  | 26  |

# TOEPASSINGEN VOOR AUTO'S

| FOR/FÜR<br> |  31 | METAL   |   |   | CLEANTECH   |   |   |   |
|--|--|---|---|---|---|---|---|---|
|  |  |  |  |  |  |  |  |  |
| 2-Series Active Tourer (F45)   | 09.14→   |   |   |   | CT65  | CT48  | 3H-8  | 28  |
| 2-Series Cabrio (F23)  | 09.14→   |   |   |   | CT55  | CT45  | 3A  | 26  |
| 2-Series Coupé (F22)   | 09.13→   |   |   |   | CT55  | CT45  | 3A  | 26  |
| 2-Series Gran Tourer (F46)   | 06.15→   |   |   |   | CT65  | CT48  | 3H-8  | 28  |
| 3-Series (E36)   | 09.90→12.98  | WP53  | WP50  |   | CT53  | CT50  | 3A  | 12  |
| 3-Series (E46)   | 04.98→04.05  | WP60  | WP48  |   | CT60  | CT48  | 3A  | 12  |
| 3-Series (E90)   | 03.05→08.09  |   |   |   | CT60  | CT48  | 3B-2  | 41  |
| 3-Series (E90)   | 09.09→08.13  |   |   |   | CT60  | CT48  | 3A  | 26  |
| 3-Series (F30)   | 02.12→   |   |   |   | CT60  | CT48  | 3A  | 26  |
| 3-Series Cabrio (E36)  | 03.93→12.99  | WP53  | WP50  |   | CT53  | CT50  | 3A  | 12  |
| 3-Series Cabrio (E46)  | 03.00→08.06  | WP60  | WP48  |   | CT60  | CT48  | 3A  | 12  |
| 3-Series Cabrio (E93)  | 09.06→08.09  |   |   |   | CT60  | CT40  | 3B-2  | 41  |
| 3-Series Cabrio (E93)  | 09.09→10.13  |   |   |   | CT60  | CT43  | 3A  | 26  |
| 3-Series Compact (E36)   | 03.94→09.00  | WP50  | WP50  | WP45  | CT50  | CT50  | 3A  | 12  |
| 3-Series Compact (E46)   | 06.01→12.04  | WP60  | WP48  | WP45  | CT60  | CT48  | 3A  | 12  |
| 3-Series Coupé (E36)   | 03.91→12.99  | WP53  | WP50  |   | CT53  | CT50  | 3A  | 12  |
| 3-Series Coupé (E46)   | 04.98→05.06  | WP60  | WP48  |   | CT60  | CT48  | 3A  | 12  |
| 3-Series Coupé (E92)   | 09.06→08.09  |   |   |   | CT60  | CT40  | 3B-2  | 41  |
| 3-Series Coupé (E92)   | 09.09→08.13  |   |   |   | CT60  | CT43  | 3A  | 26  |
| 3-Series GT (F34)  | 06.13→   |   |   |   | CT60  | CT48  | 3A  | 26  |
| 3-Series Touring (E36)   | 03.95→12.99  | WP53  | WP50  | WP35  | CT53  | CT50  | 3A  | 12  |
| 3-Series Touring (E46)   | 10.98→09.05  | WP60  | WP48  |   | CT60  | CT48  | 3A  | 12  |
| 3-Series Touring (E91)   | 09.05→08.09  |   |   |   | CT60  | CT48  | 3B-2  | 41  |
| 3-Series Touring (E91)   | 09.09→05.13  |   |   |   | CT60  | CT48  | 3A  | 26  |
| 3-Series Touring (F31)   | 09.12→   |   |   |   | CT60  | CT48  | 3A  | 26  |
| 3-Series Touring (F31)   | 09.12→   |   |   |   | CT60  | CT48  | 3A  | 26  |
| 4-Series Cabrio (F33)  | 03.14→   |   |   |   | CT60  | CT45  | 3A  | 26  |
| 4-Series Coupé (F32)   | 09.13→   |   |   |   | CT60  | CT45  | 3A  | 26  |
| 4-Series GC (F36)  | 05.14→   |   |   |   | CT60  | CT45  | 3A  | 26  |
| 5-Series (E60)   | 07.03→02.10  |   |   |   | CT60  | CT58  | 3A  | 25  |










| EASY SET OE & UP  |   |   | HYBRID  |   | REAR FLAT<br>REAR PLASTIC   |   | WINTER  |   |   |   |
|---|---|---|---|---|---|---|---|---|---|---|
|  |  |  |  |  |  |  |  |  |  |  |
| SetOE6548   | 3H-2  | 28  |   |   | RP12  | 5B  | W65   | W48   | 3H-8  | 28  |
| SetOE5545   | 3D-2  | 26  |   |   |   |   | W55   | W45   | 3A  | 26  |
| SetOE5545   | 3D-2  | 26  |   |   |   |   | W55   | W45   | 3A  | 26  |
| SetOE6548   | 3H-2  | 28  |   |   | RF11  | 7A+7E   | W65   | W48   | 3H-8  | 28  |
| SetUP5348   | E3  | 12  |   |   |   |   | W53   | W50   | 3A  | 12  |
| SetUP6045   | E3  | 12  |   |   |   |   | W60   | W48   | 3A  | 12  |
| SetOE6048   | 3B-2  | 41  |   |   |   |   | W60   | W48   | 3B-2  | 41  |
| SetOE6048   | 3D-2  | 26  |   |   |   |   | W60   | W48   | 3A  | 26  |
| SetOE6048   | 3D-2  | 26  |   |   |   |   | W60   | W48   | 3A  | 26  |
| SetUP5348   | E3  | 12  |   |   |   |   | W53   | W50   | 3A  | 12  |
| SetUP6045   | E3  | 12  |   |   |   |   | W60   | W48   | 3A  | 12  |
|   |   |   |   |   |   |   | W60   | W40   | 3B-2  | 41  |
|   |   |   |   |   |   |   | W60   | W40   | 3A  | 26  |
| SetUP5050   | E3  | 12  |   |   |   |   | W50   | W50   | 3A  | 12  |
| SetUP6045   | E3  | 12  |   |   |   |   | W60   | W48   | 3A  | 12  |
| SetUP5348   | E3  | 12  |   |   |   |   | W53   | W50   | 3A  | 12  |
| SetUP6045   | E3  | 12  |   |   |   |   | W60   | W48   | 3A  | 12  |
|   |   |   |   |   |   |   | W60   | W40   | 3B-2  | 41  |
|   |   |   |   |   |   |   | W60   | W40   | 3A  | 26  |
| SetOE6048   | 3D-2  | 26  |   |   |   |   | W60   | W48   | 3A  | 26  |
| SetUP5348   | E3  | 12  |   |   |   |   | W53   | W50   | 3A  | 12  |
| SetUP6045   | E3  | 12  |   |   |   |   | W60   | W48   | 3A  | 12  |
| SetOE6048   | 3B-2  | 41  |   |   | RF14  | 7B  | W60   | W48   | 3B-2  | 41  |
| SetOE6048   | 3D-2  | 26  |   |   | RF14  | 7B  | W60   | W48   | 3A  | 26  |
| SetOE6048   | 3D-2  | 26  |   |   | RF11  | 7A+7D   | W60   | W48   | 3A  | 26  |
| SetOE6048   | 3D-2  | 26  |   |   |   |   | W60   | W48   | 3A  | 26  |
|   |   |   |   |   |   |   | W60   | W45   | 3A  | 26  |
|   |   |   |   |   |   |   | W60   | W45   | 3A  | 26  |
|   |   |   |   |   |   |   | W60   | W45   | 3A  | 26  |
|   |   |   |   |   |   |   | W60   | W55   | 3A  | 26  |












# TOEPASSINGEN VOOR AUTO'S

| FOR/FÜR<br> |  31 | METAL   |   |   | CLEANTECH   |   |   |   |
|--|--|---|---|---|---|---|---|---|
|  |  |  |  |  |  |  |  |  |
| 5-Series (F10)   | 03.10→10.16  |   |   |   | CT65  | CT45  | 3B-2  | 41  |
| 5-Series (G30)   | 02.17→   |   |   |   | CT65  | CT48  | 3H-8  | 28  |
| 5-Series GT (F07)  | 09.09→   |   |   |   | CT65  | CT48  | 3B-2  | 41  |
| 5-Series Touring (E34)   | 11.91→12.96  | WP60  | WP60  |   | CT60  | CT60  | 3A  | 12  |
| 5-Series Touring (E61)   | 05.04→08.10  |   |   |   | CT60  | CT58  | 3A  | 25  |
| 5-Series Touring (F11)   | 09.10→   |   |   |   | CT65  | CT45  | 3B-2  | 41  |
| 5-Series Touring (G31)   | 06.17→   |   |   |   | CT65  | CT48  | 3H-8  | 28  |
| 6-Series (E63)   | 01.04→07.10  |   |   |   | CT60  | CT58  | 3A  | 25  |
| 6-Series (F13)   | 10.11→   |   |   |   | CT65  | CT43  | 3B-2  | 41  |
| 6-Series Cabrio (E64)  | 04.04→07.10  |   |   |   | CT60  | CT58  | 3A  | 25  |
| 6-Series Cabrio (F12)  | 03.11→   |   |   |   | CT65  | CT43  | 3B-2  | 41  |
| 6-Series GC (F06)  | 05.12→   |   |   |   | CT65  | CT43  | 3B-2  | 41  |
| 6-Series Gran Turismo (G32)  | 10.17→   |   |   |   | CT65  | CT45  | 3H-8  | 27  |
| 7-Series (E38)   | 06.94→12.01  | WP60  | WP60  |   | CT60  | CT60  | 3A  | 12  |
| 7-Series (E65, E66)  | 11.01→10.08  | WP60  | WP60  |   | CT60  | CT60  | 3A  | 12  |
| 7-Series (F01, F02, F04)   | 11.08→   |   |   |   | CT65  | CT48  | 3B-2  | 41  |
| 7-Series (G11, G12)  | 09.15→   |   |   |   | CT65  | CT48  | 3H-8  | 28  |
| i3 (I01)   | 11.13→   |   |   |   | CT75  | CT53  | 3B-2  | 41  |
| i8 (I12)   | 06.14→   |   |   |   | CT75  | CT60  | 3B-2  | 41  |
| M3 (F80)   | 06.14→   |   |   |   | CT60  | CT48  | 3A  | 26  |
| M4 (F82)   | 06.14→   |   |   |   | CT60  | CT45  | 3A  | 26  |
| X1 (E84)   | 10.09→06.15  |   |   |   | CT60  | CT45  | 3A  | 26  |
| X1 (F48)   | 10.15→   |   |   |   | CT65  | CT40  | 3H-8  | 27  |
| X2 (F39)   | 01.18→   |   |   |   | CT60  | CT50  | 3A  | 12  |
| X3 (E83)   | 01.04→08.10  | WP55  | WP50  |   | CT55  | CT50  | 3A  | 12  |
| X3 (F25)   | 10.10→08.17  |   |   |   | CT65  | CT50  | 3B-2  | 41  |
| X3 (G01)   | 11.17→   |   |   |   | CT65  | CT50  | 3T  | 51  |
| X4 (F26)   | 06.14→   |   |   |   | CT65  | CT50  | 3B-2  | 41  |
| X4 (G02)   | 06.18→   |   |   |   | CT65  | CT50  | 3T  | 51  |












# TOEPASSINGEN VOOR AUTO'S

| FOR/FÜR<br> |  31 | METAL   |   |   | CLEANTECH   |   |   |   |
|--|--|---|---|---|---|---|---|---|
|  |  |  |  |  |  |  |  |  |
| X5 (E53)   | 03.99→06.02  | WP60  | WP53  |   | CT60  | CT53  | 3A  | 12  |
| X5 (E53)   | 07.02→10.06  | WP60  | WP53  | WP43  | CT60  | CT53  | 3A  | 12  |
| X5 (E70)   | 11.06→06.13  |   |   |   | CT60  | CT48  | 3B-2, 3H-8  | 27  |
| X5 (E70)   | 11.06→09.11  |   |   |   | CT60  | CT50  | 3B-2  | 41  |
| X5 (E70)   | 10.11→06.13  |   |   |   | CT60  | CT50  | 3H-8  | 28  |
| X5 (F15, F85)  | 11.13→18   | WP60  | WP50  |   | CT60  | CT50  | 3A  | 12  |
| X6 (E71, E72)  | 03.08→09.11  |   |   |   | CT60  | CT50  | 3B-2  | 41  |
| X6 (E71, E72)  | 03.08→06.14  |   |   |   | CT60  | CT48  | 3B-2, 3H-8  | 27  |
| X6 (E71)   | 10.11→06.14  |   |   |   | CT60  | CT50  | 3H-8  | 28  |
| X6 (F16, F86)  | 11.14→   | WP60  | WP50  |   | CT60  | CT50  | 3A  | 12  |
| Z3 (E36/7)   | 03.95→09.02  | WP50  | WP50  |   | CT50  | CT50  | 3A  | 12  |
| Z3 Coupé (E36/8)   | 09.97→06.02  | WP50  | WP50  | WP28  | CT50  | CT50  | 3A  | 12  |
| Z4 (E85)   | 10.02→07.07  | WP53  | WP50  |   | CT53  | CT50  | 3A  | 12  |
| Z4 (E89)   | 04.09→08.16  | WP53  | WP53  |   | CT53  | CT53  | 3A  | 12  |
| Z4 Coupé (E86)   | 03.06→07.07  | WP53  | WP50  |   | CT53  | CT50  | 3A  | 12  |
| <b>CITROEN</b>   |  |   |   |   |   |   |   |   |
| Berlingo (M49)   | 07.96→11.02  | WP55  | WP53  | WP40  | CT55  | CT53  | 3A  | 12  |
| Berlingo (M59)   | 11.02→10.11  | WP55  | WP53  |   | CT55  | CT53  | 3A  | 12  |
| Berlingo (B9)  | 05.08→   |   |   |   | CT65  | CT40  | 3H-8  | 28  |
| C 15   | 07.87→12.05  | WP45  | WP45  | WP40  | CT45  | CT45  | 3A  | 12  |
| C1 I (B0)  | 06.05→12.14  | WP65  |   |   | CT65  |   | 3A  | 12  |
| C1 II (B4)   | 02.14→   |   |   |   | CT65  |   | 3A  | 26  |
| C2 (A6)  | 09.03→12.09  | WP60  | WP45  |   | CT60  | CT45  | 3A  | 12  |
| C3 Aircross (A88)  | 06.17→   |   |   |   | CT65  | CT40  | 3H-8  | 27  |
| C3 I (A8,A31)  | 01.02→12.09  | WP60  | WP45  |   | CT60  | CT45  | 3A  | 12  |
| C3 II (A51)  | 09.09→12.16  |   |   |   | CT65  | CT40  | 3F  | 1   |
| C3 III (B618)  | 07.16→   |   |   |   | CT65  | CT40  | 3H-8  | 28  |
| C3 Picasso (A58)   | 02.09→03.10  |   |   |   | CT60  | CT40  | 3H-8  | 28  |
| C3 Picasso (A58)   | 04.10→08.17  |   |   |   | CT60  | CT40  | 3F  | 1   |

| EASY SET OE & UP  |   |   | HYBRID  |   | REAR FLAT REAR PLASTIC  |   | WINTER  |   |   |   |
|---|---|---|---|---|---|---|---|---|---|---|
|  |  |  |  |  |  |  |  |  |  |  |
| SetUP6053   | E3  | 12  |   |   |   |   | W60   | W53   | 3A  | 12  |
| SetUP6053   | E3  | 12  |   |   |   |   | W60   | W53   | 3A  | 12  |
| SetOE6048   | 3B-2, 3H-2  | 27  |   |   | RF15  | 7A  | W60   | W48   | 3B-2, 3H-8  | 27  |
| SetOE6050   | 3B-2  | 41  |   |   |   |   | W60   | W50   | 3B-2  | 41  |
| SetOE6050   | 3H-2  | 28  |   |   |   |   | W60   | W50   | 3H-8  | 28  |
|   |   |   | H60   | H50   | RP12  | 5B  | W60   | W50   | 3A  | 12  |
| SetOE6050   | 3B-2  | 41  |   |   |   |   | W60   | W50   | 3B-2  | 41  |
| SetOE6048   | 3B-2, 3H-2  | 27  |   |   |   |   | W60   | W48   | 3B-2, 3H-8  | 27  |
| SetOE6050   | 3H-2  | 28  |   |   |   |   | W60   | W50   | 3H-8  | 28  |
|   |   |   | H60   | H50   |   |   | W60   | W50   | 3A  | 12  |
| SetUP5050   | E3  | 12  |   |   |   |   | W50   | W50   | 3A  | 12  |
| SetUP5050   | E3  | 12  |   |   |   |   | W50   | W50   | 3A  | 12  |
| SetUP5348   | E3  | 12  |   |   |   |   | W53   | W50   | 3A  | 12  |
| SetUP5353   | E3  | 12  |   |   |   |   | W53   | W53   | 3A  | 12  |
| SetUP5348   | E3  | 12  |   |   |   |   | W53   | W50   | 3A  | 12  |
|   |   |   |   |   |   |   |   |   |   |   |
| SetUP5553   | E3  | 12  |   |   |   |   | W55   | W53   | 3A  | 12  |
| SetUP5553   | E3  | 12  |   |   |   |   | W55   | W53   | 3A  | 12  |
| SetOE6540   | 3H-2  | 28  |   |   | RP14  | 5D  | W65   | W40   | 3H-8  | 28  |
| SetUP4545   | E3  | 12  |   |   |   |   | W45   | W45   | 3A  | 12  |
|   |   |   |   |   |   |   | W65   |   | 3A  | 12  |
|   |   |   |   |   | RP12  | 5A  | W65   |   | 3A  | 26  |
| SetUP6045   | E3  | 12  |   |   | RP12  | 5E  | W60   | W45   | 3A  | 12  |
| SetOE6540   | 3H-2  | 27  |   |   |   |   | W65   | W40   | 3H-8  | 27  |
| SetUP6045   | E3  | 12  |   |   | RP14  | 5D  | W60   | W45   | 3A  | 12  |
| SetOE6540   | 3F  | 1   |   |   |   |   | W65   | W40   | 3F  | 1   |
| SetOE6540   | 3H-2  | 28  |   |   | RP12  | 5E  | W65   | W40   | 3H-8  | 28  |
| SetOE6040   | 3H-2  | 28  |   |   | RP12  | 5E  | W60   | W40   | 3H-8  | 28  |
| SetOE6040   | 3F  | 1   |   |   | RP12  | 5E  | W60   | W40   | 3F  | 1   |










# TOEPASSINGEN VOOR AUTO'S












| FOR/FÜR<br> |  31 | METAL   |   |   | CLEANTECH   |   |   |   |
|--|--|---|---|---|---|---|---|---|
|  |  |  |  |  |  |  |  |  |
| C3-Pluriel (A42)   | 05.03→10.12  | WP55  | WP45  |   | CT55  | CT45  | 3A  | 12  |
| C4 Aircross  | 03.12→   | WP60  | WP53  |   | CT60  | CT53  | 3A  | 12  |
| C4 Cactus (E3)   | 02.14→   |   |   |   | CT65  | CT43  | 3F  | 1   |
| C4 Coupé (B5)  | 11.04→07.10  |   |   |   | CT70  | CT60  | 3A  | 26  |
| C4 I (B5)  | 11.04→09.10  |   |   |   | CT70  | CT60  | 3A  | 26  |
| C4 II (B71)  | 09.10→   |   |   |   | CT75  | CT65  | 3H-8  | 28  |
| C4 L   | 12.11→   |   |   |   | CT75  | CT65  | 3H-8  | 28  |
| C4 Picasso I (B58)   | 02.07→03.08  |   |   |   | CT80  | CT75  | 3B-2  | 41  |
| C4 Picasso I (B58)   | 04.08→12.13  |   |   |   | CT80  | CT75  | 3F  | 1   |
| C4 Picasso II (B78)  | 02.13→07.16  |   |   |   | CT80  | CT75  | 3H-8  | 28  |
| C4 Picasso II (B78)  | 08.16→   |   |   |   | CT80  | CT70  | 3H-8  | 28  |
| C4 Sedan (B5)  | 07.06→11.12  |   |   |   | CT70  | CT60  | 3A  | 26  |
| C4 Spacetourer   | 04.18→   |   |   |   | CT80  | CT70  | 3H-8  | 28  |
| C5 (X4)  | 03.01→11.03  | WP65  | WP45  |   | CT65  | CT45  | 3A  | 12  |
| C5 (X4)  | 12.03→09.04  |   |   |   | CT65  | CT45  | 3B-2  | 41  |
| C5 (X3)  | 10.04→03.08  |   |   |   | CT65  | CT45  | 3B-2  | 41  |
| C5 (X7)  | 04.08→06.17  |   |   |   | CT70  | CT55  | 3A  | 26  |
| C5 Break (X4)  | 06.01→11.03  | WP65  | WP45  |   | CT65  | CT45  | 3A  | 12  |
| C5 Break (X4)  | 12.03→09.04  |   |   |   | CT65  | CT45  | 3B-2  | 41  |
| C5 Break (X3)  | 10.04→03.08  |   |   |   | CT65  | CT45  | 3B-2  | 41  |
| C5 Tourer (X7)   | 04.08→08.17  |   |   |   | CT70  | CT55  | 3A  | 26  |
| C6 (X6)  | 11.05→12.12  |   |   |   | CT70  | CT70  | 3B-2  | 41  |
| C8 (V3)  | 06.02→07.05  | WP65  | WP65  |   | CT65  | CT65  | 3A  | 12  |
| C8 (V3)  | 08.05→07.14  | WP65  | WP65  |   | CT65  | CT65  | 3A  | 12  |
| C-Crosser (I4)   | 09.07→01.13  | WP60  | WP53  |   | CT60  | CT53  | 3A  | 12  |
| C-Elysée   | 09.12→   |   |   |   | CT60  | CT40  | 3F  | 1   |
| C-Zero   | 10.10→   | WP70  |   |   | CT70  |   | 3A  | 12  |
| DS3 (A55)  | 11.09→04.15  |   |   |   | CT60  | CT40  | 3F  | 1   |
| DS3 Cabrio (A56)   | 07.12→04.15  |   |   |   | CT60  | CT40  | 3F  | 1   |














# TOEPASSINGEN VOOR AUTO'S

| FOR/FÜR<br> |  31 | METAL   |   |   | CLEANTECH   |   |   |   |
|--|--|---|---|---|---|---|---|---|
|  |  |  |  |  |  |  |  |  |
| DS4 (B75)  | 03.11→09.15  |   |   |   | CT75  | CT65  | 3H-8  | 28  |
| DS5 (B81)  | 09.11→04.15  |   |   |   | CT75  | CT65  | 3H-8  | 28  |
| Evasion (U60)  | 06.94→07.02  | WP65  | WP50  | WP40  | CT65  | CT50  | 3A  | 12  |
| Grand C4 Picasso I (B58)   | 10.06→03.08  |   |   |   | CT80  | CT75  | 3B-2  | 41  |
| Grand C4 Picasso I (B58)   | 04.08→12.13  |   |   |   | CT80  | CT75  | 3F  | 1   |
| Grand C4 Picasso II (B78)  | 02.13→07.16  |   |   |   | CT80  | CT75  | 3H-8  | 28  |
| Grand C4 Picasso II (B78)  | 08.16→   |   |   |   | CT80  | CT70  | 3H-8  | 28  |
| Grand C4 Spacetourer   | 04.18→   |   |   |   | CT80  | CT70  | 3H-8  | 28  |
| Jumper (U5,23)   | 02.94→05.06  | WP55  | WP53  |   | CT55  | CT53  | 3A  | 12  |
| Jumper (U9)  | 06.06→   |   |   |   | CT65  | CT55  | 3H-8  | 28  |
| Jumpy (U64)  | 10.95→01.07  | WP65  | WP50  |   | CT65  | CT50  | 3A  | 12  |
| Jumpy (G9)   | 02.07→   | WP65  | WP50  |   | CT65  | CT50  | 3A  | 12  |
| Jumpy (K0)   | 03.16→   |   |   |   | CT65  | CT50  | 3F  | 1   |
| Nemo (A9)  | 02.08→   |   |   |   | CT65  | CT48  | 3F  | 1   |
| Saxo (S8)  | 02.96→09.99  | WP50  | WP45  | WP40  | CT50  | CT45  | 3A  | 12  |
| Saxo (S8)  | 10.99→09.03  | WP50  | WP45  |   | CT50  | CT45  | 3A  | 12  |
| SpaceTourer (K0)   | 03.16→   |   |   |   | CT65  | CT50  | 3F  | 1   |
| Xantia (X1)  | 03.93→12.98  | WP60  | WP50  | WP45  | CT60  | CT50  | 3A  | 12  |
| Xantia (X2)  | 10.97→12.01  | WP60  | WP50  | WP45  | CT60  | CT50  | 3A  | 12  |
| Xantia Break (X1)  | 09.95→01.98  | WP60  | WP50  | WP45  | CT60  | CT50  | 3A  | 12  |
| Xantia Break (X2)  | 12.97→11.99  | WP60  | WP50  | WP40  | CT60  | CT50  | 3A  | 12  |
| Xantia Break (X2)  | 12.99→12.01  | WP60  | WP50  |   | CT60  | CT50  | 3A  | 12  |
| XM (Y3,Y4)   | 05.89→10.00  | WP55  | WP53  | WP40  | CT55  | CT53  | 3A  | 12  |
| Xsara (N6,N7)  | 07.97→12.05  | WP55  | WP50  | WP45  | CT55  | CT50  | 3A  | 12  |
| Xsara Break (N6,N7)  | 10.97→03.10  | WP55  | WP50  |   | CT55  | CT50  | 3A  | 12  |
| Xsara Coupé (N6,N7)  | 07.97→12.05  | WP55  | WP50  | WP45  | CT55  | CT50  | 3A  | 12  |
| Xsara Picasso (N68)  | 01.00→09.05  | WP65  | WP65  |   | CT65  | CT65  | 3A  | 12  |
| Xsara Picasso (N68)  | 10.05→04.10  |   |   |   | CT65  | CT65  | 3B-2  | 41  |
| ZX (N20/N21)   | 03.91→02.98  | WP55  | WP55  | WP45  | CT55  | CT55  | 3A  | 12  |










| EASY SET OE & UP  |   |   | HYBRID  |   | REAR FLAT REAR PLASTIC  |   | WINTER  |   |   |   |
|---|---|---|---|---|---|---|---|---|---|---|
|  |  |  |  |  |  |  |  |  |  |  |
|   |   |   |   |   |   |   |   |   |   |   |
|   |   |   |   |   |   |   | W65   | W50   | 3A  | 12  |
|   |   |   |   |   |   |   |   |   |   |   |
|   |   |   |   |   |   |   |   |   |   |   |
|   |   |   |   |   |   |   |   |   |   |   |
| SetUP5553   | E3  | 12  |   |   |   |   | W55   | W53   | 3A  | 12  |
| SetOE6555   | 3H-2  | 28  |   |   |   |   | W65   | W55   | 3H-8  | 28  |
|   |   |   |   |   |   |   | W65   | W50   | 3A  | 12  |
|   |   |   |   |   | RP14  | 5D  | W65   | W50   | 3A  | 12  |
| SetOE6548   | 3F  | 1   |   |   | RP12  | 5E  | W65   | W50   | 3F  | 1   |
| SetOE6548   | 3F  | 1   |   |   |   |   | W65   | W48   | 3F  | 1   |
| SetUP5045   | E3  | 12  |   |   |   |   | W50   | W45   | 3A  | 12  |
| SetUP5045   | E3  | 12  |   |   | RP14  | 5D  | W50   | W45   | 3A  | 12  |
| SetOE6548   | 3F  | 1   |   |   | RP12  | 5E  | W65   | W50   | 3F  | 1   |
|   |   |   |   |   |   |   | W60   | W50   | 3A  | 12  |
|   |   |   |   |   |   |   | W60   | W50   | 3A  | 12  |
|   |   |   |   |   |   |   | W60   | W50   | 3A  | 12  |
|   |   |   |   |   |   |   | W60   | W50   | 3A  | 12  |
|   |   |   |   |   | RP14  | 5D  | W60   | W50   | 3A  | 12  |
| SetUP5553   | E3  | 12  |   |   |   |   | W55   | W53   | 3A  | 12  |
| SetUP5550   | E3  | 12  |   |   |   |   | W55   | W50   | 3A  | 12  |
| SetUP5550   | E3  | 12  |   |   |   |   | W55   | W50   | 3A  | 12  |
| SetUP5550   | E3  | 12  |   |   |   |   | W55   | W50   | 3A  | 12  |
|   |   |   |   |   |   |   | W65   | W65   | 3A  | 12  |
| SetOE6565   | 3B-2  | 41  |   |   |   |   | W65   | W65   | 3B-2  | 41  |
| SetUP5550   | E3  | 12  |   |   |   |   | W55   | W55   | 3A  | 12  |











# TOEPASSINGEN VOOR AUTO'S

| FOR/FÜR   |   | METAL   |   |   | CLEANTECH   |   |   |   |
|---|---|---|---|---|---|---|---|---|
|  |  |  |  |  |  |  |  |  |
| <b>DACIA</b>  |   |   |   |   |   |   |   |   |
| Dokker (FE/KE)  | 07.12→05.15   | WP55  | WP40  |   | CT55  | CT40  | 3A  | 12  |
| Dokker (FE/KE)  | 06.15→  |   |   |   | CT55  | CT40  | 3A  | 12  |
| Duster (HS)   | 10.09→05.12   | WP50  | WP50  |   | CT50  | CT50  | 3A  | 12  |
| Duster (HS)   | 06.12→11.14   | WP50  | WP50  |   | CT50  | CT50  | 3A  | 12  |
| Duster (HS)   | 10.14→11.16   | WP60  | WP45  |   | CT60  | CT45  | 3A  | 12  |
| Duster (HS)   | 12.16→05.18   |   |   |   | CT60  | CT45  | 3A  | 12  |
| Duster (HM)   | 01.18→  |   |   |   | CT55  | CT48  | 3F  | 1   |
| Lodgy   | 03.12→04.15   | WP55  | WP40  |   | CT55  | CT40  | 3A  | 12  |
| Lodgy   | 05.15→  |   |   |   | CT55  | CT40  | 3A  | 12  |
| Logan I (LS)  | 07.04→12.15   | WP50  | WP50  |   | CT50  | CT50  | 3A  | 12  |
| Logan II (L8)   | 08.12→02.15   | WP55  | WP50  |   | CT55  | CT50  | 3A  | 12  |
| Logan II (L8)   | 03.15→  |   |   |   | CT55  | CT48  | 3F  | 1   |
| Logan MCV I (KS/FS)   | 01.07→12.15   | WP50  | WP50  |   | CT50  | CT50  | 3A  | 12  |
| Logan MCV II (K8)   | 03.13→02.15   | WP55  | WP50  |   | CT55  | CT50  | 3A  | 12  |
| Logan MCV II (K8)   | 03.15→  |   |   |   | CT55  | CT48  | 3F  | 1   |
| Logan Pick-Up (US)  | 01.07→12.15   | WP50  | WP50  |   | CT50  | CT50  | 3A  | 12  |
| Nova  | 05.96→09.00   | WP50  | WP50  |   | CT50  | CT50  | 3A  | 12  |
| Pick-Up   | 08.12→08.15   | WP55  | WP40  |   | CT55  | CT40  | 3A  | 12  |
| Sandero I (BS)  | 06.08→12.15   | WP50  | WP50  |   | CT50  | CT50  | 3A  | 12  |
| Sandero II (B8)   | 08.12→02.15   | WP55  | WP50  |   | CT55  | CT50  | 3A  | 12  |
| Sandero II (B8)   | 03.15→  |   |   |   | CT55  | CT48  | 3F  | 1   |
| Serie 1300  | 01.79→06.04   | WP40  | WP40  | WP40  | CT40  | CT40  | 3A  | 12  |
| Solenza   | 04.03→04.05   | WP45  | WP45  |   | CT45  | CT45  | 3A  | 12  |
| Super Nova  | 10.00→09.03   | WP50  | WP50  |   | CT50  | CT50  | 3A  | 12  |
| <b>DS (CITROEN)</b>   |   |   |   |   |   |   |   |   |
| DS3 (A55)   | 05.15→  |   |   |   | CT60  | CT40  | 3F  | 1   |
| DS3 Cabrio (A56)  | 05.15→  |   |   |   | CT60  | CT40  | 3F  | 1   |
| DS4 (B75)   | 10.15→  |   |   |   | CT75  | CT65  | 3H-8  | 28  |












# TOEPASSINGEN VOOR AUTO'S












| FOR/FÜR<br> |  31 | METAL   |   |   | CLEANTECH   |   |   |   |
|--|--|---|---|---|---|---|---|---|
|  |  |  |  |  |  |  |  |  |
| DS5 (B81)  | 02.15→   |   |   |   | CT75  | CT65  | 3H-8  | 28  |
| DS7  | 09.17→   |   |   |   | CT55  | CT55  | 3H-8  | 28  |
| <b>FIAT</b>  |  |   |   |   |   |   |   |   |
| 500 (312..)  | 07.07→   |   |   |   | CT60  | CT35  | 3H-8  | 28  |
| 124 Spider (348)   | 03.16→   | WP45  | WP48  |   | CT45  | CT48  | 3A  | 12  |
| 500 EV (CFF)   | 03.12→   | WP60  |   |   | CT60  |   | 3A  | 12  |
| 500C (312..)   | 07.09→   |   |   |   | CT60  | CT35  | 3H-8  | 28  |
| 500L (199...,CFA)  | 09.12→   |   |   |   | CT65  | CT38  | 3H-8  | 28  |
| 500X (334)   | 11.14→   |   |   |   | CT65  | CT35  | 3H-8  | 28  |
| Barchetta (183..)  | 01.95→02.05  | WP48  | WP48  |   | CT48  | CT48  | 3A  | 12  |
| Brava (182..)  | 10.95→12.01  | WP55  | WP50  |   | CT55  | CT50  | 3A  | 12  |
| Bravo (182..)  | 10.95→09.01  | WP55  | WP50  |   | CT55  | CT50  | 3A  | 12  |
| Bravo (198)  | 03.07→12.14  |   |   |   | CT60  | CT45  | 3H-8  | 28  |
| Cinquecento (170..)  | 07.91→07.98  | WP48  | WP48  |   | CT48  | CT48  | 3A  | 12  |
| Coupé (175..)  | 02.94→09.00  | WP53  | WP48  | WP50  | CT53  | CT48  | 3A  | 12  |
| Croma (154..)  | 07.90→12.96  | WP50  | WP48  | WP50  | CT50  | CT48  | 3A  | 12  |
| Croma (194..)  | 06.05→12.10  |   |   |   | CT60  | CT43  | 3B-2  | 41  |
| Doblo (223..)  | 07.00→08.16  | WP55  | WP45  |   | CT55  | CT45  | 3A  | 12  |
| Doblo (263..)  | 02.10→   |   |   |   | CT60  | CT40  | 3H-8  | 28  |
| Doblo Cargo (223..)  | 07.00→08.16  | WP55  | WP45  |   | CT55  | CT45  | 3A  | 12  |
| Doblo Cargo (263..)  | 02.10→   |   |   |   | CT60  | CT40  | 3H-8  | 28  |
| Ducato (230, 231, 232, 234)  | 03.94→03.02  | WP55  | WP53  |   | CT55  | CT53  | 3A  | 12  |
| Ducato (243, 244, 245, 247)  | 04.02→12.11  | WP55  | WP53  |   | CT55  | CT53  | 3A  | 12  |
| Ducato (250, 251, 290)   | 06.06→   |   |   |   | CT65  | CT55  | 3H-8  | 28  |
| Egea   | 11.15→   |   |   |   | CT65  | CT40  | 3H-8  | 28  |
| Fiorino 07 (225..)   | 12.07→   |   |   |   | CT65  | CT48  | 3F  | 1   |
| Fiorino 93 (255..)   | 09.93→12.01  | WP45  | WP45  |   | CT45  | CT45  | 3A  | 12  |
| Freemont (JC)  | 06.11→12.15  | WP60  | WP48  |   | CT60  | CT48  | 3A  | 12  |
| Fullback   | 05.16→   | WP55  | WP45  |   | CT55  | CT45  | 3A  | 12  |

| EASY SET OE & UP  |   |   | HYBRID  |   | REAR FLAT<br>REAR PLASTIC   |   | WINTER  |   |   |   |    |
|---|---|---|---|---|---|---|---|---|---|---|----|
|  |  |  |  |  |  |  |  |  |  |  |    |
|   |   |   |   |   |   |   | W55   | W55   | 3H-8  | 28  |    |
|   |   |   |   |   |   |   |   |   |   |   |    |
|   |   |   |   |   |   | RP12  | 5E  | W60   | W35   | 3H-8  | 28 |
| SetUP4545   | E3  | 12  | H45   | H48   |   |   |   | W45   | W48   | 3A  | 12 |
|   |   |   |   |   |   |   |   | W60   |   | 3A  | 12 |
|   |   |   |   |   |   |   |   | W60   | W35   | 3H-8  | 28 |
|   |   |   |   |   |   | RP12  | 5E  | W65   | W35   | 3H-8  | 28 |
|   |   |   |   |   |   | RP12  | 5E  | W65   | W35   | 3H-8  | 28 |
| SetUP4848   | E3  | 12  |   |   |   |   |   | W48   | W48   | 3A  | 12 |
| SetUP5550   | E3  | 12  |   |   |   |   |   | W55   | W50   | 3A  | 12 |
| SetUP5550   | E3  | 12  |   |   |   |   |   | W55   | W50   | 3A  | 12 |
| SetOE6045   | 3H-2  | 28  |   |   |   | RP12  | 5E  | W60   | W45   | 3H-8  | 28 |
| SetUP4848   | E3  | 12  |   |   |   |   |   | W48   | W48   | 3A  | 12 |
| SetUP5348   | E3  | 12  |   |   |   |   |   | W53   | W48   | 3A  | 12 |
| SetUP5045   | E3  | 12  |   |   |   |   |   | W50   | W48   | 3A  | 12 |
|   |   |   |   |   |   |   |   | W60   | W40   | 3B-2  | 41 |
| SetUP5345   | E3  | 12  |   |   |   |   |   | W55   | W45   | 3A  | 12 |
| SetOE6040   | 3H-2  | 28  |   |   |   | RF15  | 7A+7C   | W60   | W40   | 3H-8  | 28 |
| SetUP5345   | E3  | 12  |   |   |   |   |   | W55   | W45   | 3A  | 12 |
| SetOE6040   | 3H-2  | 28  |   |   |   | RF15  | 7A+7C   | W60   | W40   | 3H-8  | 28 |
| SetUP5553   | E3  | 12  |   |   |   |   |   | W55   | W53   | 3A  | 12 |
| SetUP5553   | E3  | 12  |   |   |   |   |   | W55   | W53   | 3A  | 12 |
| SetOE6555   | 3H-2  | 28  |   |   |   |   |   | W65   | W55   | 3H-8  | 28 |
| SetOE6540   | 3H-2  | 28  |   |   |   |   |   | W65   | W40   | 3H-8  | 28 |
| SetOE6548   | 3F  | 1   |   |   |   |   |   | W65   | W48   | 3F  | 1  |
| SetUP4545   | E3  | 12  |   |   |   |   |   | W45   | W45   | 3A  | 12 |
| SetUP6045   | E3  | 12  |   |   |   | RP12  | 5A  | W60   | W48   | 3A  | 12 |
| SetUP5345   | E3  | 12  |   |   |   |   |   | W55   | W45   | 3A  | 12 |










# TOEPASSINGEN VOOR AUTO'S












| FOR/FÜR<br> |  31 | METAL   |   |   | CLEANTECH   |   |   |   |
|--|--|---|---|---|---|---|---|---|
|  |  |  |  |  |  |  |  |  |
| Grande Punto (199..)   | 10.05→12.11  |   |   |   | CT65  | CT38  | 3A  | 26  |
| Idea (350)   | 01.04→12.05  | WP55  | WP40  |   | CT55  | CT40  | 3A  | 12  |
| Idea (350)   | 01.06→03.08  | WP55  | WP35  |   | CT55  | CT38  | 3A  | 12  |
| Idea (350)   | 04.08→12.12  |   |   |   | CT58  | CT38  | 3H-8  | 28  |
| Linea (323)  | 03.07→   |   |   |   | CT65  | CT38  | 3A  | 26  |
| Marea (185..)  | 10.96→12.02  | WP55  | WP48  |   | CT55  | CT48  | 3A  | 12  |
| Marengo (259..)  | 02.90→12.96  | WP50  | WP50  |   | CT50  | CT50  | 3A  | 12  |
| Marengo (285..)  | 01.97→09.02  | WP55  | WP48  |   | CT55  | CT48  | 3A  | 12  |
| Multipla (186..)   | 01.99→12.05  | WP60  | WP53  |   | CT60  | CT53  | 3A  | 12  |
| Multipla (186..)   | 01.06→12.10  |   |   |   | CT60  | CT55  | 3A  | 26  |
| Palio (178..)  | 03.98→12.11  | WP55  | WP45  |   | CT55  | CT45  | 3A  | 12  |
| Palio Weekend (178..)  | 09.97→12.08  | WP55  | WP45  |   | CT55  | CT45  | 3A  | 12  |
| Panda (141..)  | 01.93→09.03  | WP40  | WP40  |   | CT40  | CT40  | 3A  | 12  |
| Panda (169..)  | 10.03→12.12  | WP55  | WP40  |   | CT55  | CT40  | 3A  | 12  |
| Panda (312..)  | 02.12→   |   |   |   | CT60  | CT38  | 3H-8  | 28  |
| Punto (176..)  | 08.93→08.99  | WP55  | WP40  |   | CT55  | CT40  | 3A  | 12  |
| Punto (188..)  | 07.99→12.10  | WP55  | WP45  |   | CT55  | CT45  | 3A  | 12  |
| Punto (199..)  | 01.12→   |   |   |   | CT65  | CT38  | 3A  | 26  |
| Punto Cabrio (176..)   | 04.94→08.99  | WP55  | WP40  |   | CT55  | CT40  | 3A  | 12  |
| Punto Evo (199..)  | 10.09→12.12  |   |   |   | CT65  | CT38  | 3A  | 26  |
| Punto Grande (199..)   | 10.05→12.11  |   |   |   | CT65  | CT38  | 3A  | 26  |
| Punto GT (176..)   | 08.93→08.99  | WP55  | WP40  |   | CT55  | CT40  | 3A  | 12  |
| Punto VAN (276..)  | 05.97→08.99  | WP55  | WP40  |   | CT55  | CT40  | 3A  | 12  |
| Punto VAN (288..)  | 05.99→12.10  | WP55  | WP45  |   | CT55  | CT45  | 3A  | 12  |
| Qubo (300..)   | 09.08→   |   |   |   | CT65  | CT48  | 3F  | 1   |
| Scudo (222..)  | 10.95→01.07  | WP65  | WP50  |   | CT65  | CT50  | 3A  | 12  |
| Scudo (272..)  | 01.07→04.16  | WP65  | WP50  |   | CT65  | CT50  | 3A  | 12  |
| Sedici (189..)   | 05.06→12.14  | WP65  |   |   | CT65  |   | 3A  | 12  |
| Seicento (187..)   | 03.98→12.10  | WP48  | WP48  |   | CT48  | CT48  | 3A  | 12  |












| EASY SET OE & UP  |   |   | HYBRID  |   | REAR FLAT REAR PLASTIC  |   | WINTER  |   |   |   |
|---|---|---|---|---|---|---|---|---|---|---|
|  |  |  |  |  |  |  |  |  |  |  |
|   |   |   |   |   |   |   | W65   | W35   | 3A  | 26  |
| SetUP5540   | E3  | 12  |   |   |   |   | W55   | W40   | 3A  | 12  |
|   |   |   |   |   |   |   | W55   | W35   | 3A  | 12  |
|   |   |   |   |   |   |   | W55   | W35   | 3H-8  | 28  |
|   |   |   |   |   |   |   | W65   | W35   | 3A  | 26  |
| SetUP5548   | E3  | 12  |   |   |   |   | W55   | W48   | 3A  | 12  |
| SetUP5050   | E3  | 12  |   |   |   |   | W50   | W50   | 3A  | 12  |
| SetUP5548   | E3  | 12  |   |   |   |   | W55   | W48   | 3A  | 12  |
| SetUP6053   | E3  | 12  |   |   |   |   | W60   | W53   | 3A  | 12  |
| SetOE6053   | 3D-2  | 26  |   |   |   |   | W60   | W55   | 3A  | 26  |
| SetUP5345   | E3  | 12  |   |   |   |   | W55   | W45   | 3A  | 12  |
| SetUP5345   | E3  | 12  |   |   |   |   | W55   | W45   | 3A  | 12  |
|   |   |   |   |   |   |   | W40   | W40   | 3A  | 12  |
| SetUP5540   | E3  | 12  |   |   |   |   | W55   | W40   | 3A  | 12  |
|   |   |   |   |   | RP12  | 5E  | W60   | W35   | 3H-8  | 28  |
| SetUP5540   | E3  | 12  |   |   |   |   | W55   | W40   | 3A  | 12  |
| SetUP5345   | E3  | 12  |   |   |   |   | W55   | W45   | 3A  | 12  |
|   |   |   |   |   |   |   | W65   | W35   | 3A  | 26  |
| SetUP5540   | E3  | 12  |   |   |   |   | W55   | W40   | 3A  | 12  |
|   |   |   |   |   |   |   | W65   | W35   | 3A  | 26  |
|   |   |   |   |   |   |   | W65   | W35   | 3A  | 26  |
| SetUP5540   | E3  | 12  |   |   |   |   | W55   | W40   | 3A  | 12  |
| SetUP5540   | E3  | 12  |   |   |   |   | W55   | W40   | 3A  | 12  |
| SetUP5345   | E3  | 12  |   |   |   |   | W55   | W45   | 3A  | 12  |
| SetOE6548   | 3F  | 1   |   |   |   |   | W65   | W48   | 3F  | 1   |
|   |   |   |   |   |   |   | W65   | W50   | 3A  | 12  |
|   |   |   |   |   | RP14  | 5D  | W65   | W50   | 3A  | 12  |
|   |   |   |   |   | RP10  | 5B  | W65   |   | 3A  | 12  |
| SetUP4848   | E3  | 12  |   |   |   |   | W48   | W48   | 3A  | 12  |

# TOEPASSINGEN VOOR AUTO'S

| FOR/FÜR<br> |  31 | METAL   |   |   | CLEANTECH   |   |   |   |
|--|--|---|---|---|---|---|---|---|
|  |  |  |  |  |  |  |  |  |
| Siena (178..)  | 04.97→12.01  | WP55  | WP45  |   | CT55  | CT45  | 3A  | 12  |
| Stilo (192..)  | 10.01→06.05  | WP53  | WP45  |   | CT53  | CT45  | 3A  | 12  |
| Stilo (192..)  | 07.05→12.07  |   |   |   | CT55  | CT48  | 3A  | 26  |
| Stilo Multi Wagon (192..)  | 10.02→06.05  | WP53  | WP45  |   | CT53  | CT45  | 3A  | 12  |
| Stilo Multi Wagon (192..)  | 07.05→12.07  |   |   |   | CT55  | CT48  | 3A  | 26  |
| Strada (278)   | 03.99→12.11  | WP55  | WP45  |   | CT55  | CT45  | 3A  | 12  |
| Talento 16 (296)   | 06.16→   |   |   |   | CT65  | CT48  | 3H-8  | 28  |
| Talento 16 (296)   | 06.16→   |   |   |   | CT65  | CT48  | 3H-8  | 28  |
| Tempra (159)   | 02.90→12.98  | WP50  | WP50  |   | CT50  | CT50  | 3A  | 12  |
| Tempra SW (159)  | 02.90→12.98  | WP50  | WP50  |   | CT50  | CT50  | 3A  | 12  |
| Tipo (160..)   | 12.90→10.95  | WP50  | WP50  | WP35  | CT50  | CT50  | 3A  | 12  |
| Tipo (356)   | 11.15→   |   |   |   | CT65  | CT40  | 3H-8  | 28  |
| Tipo Hatchback (357)   | 11.15→   |   |   |   | CT65  | CT40  | 3H-8  | 28  |
| Tipo Station Wagon (358)   | 06.16→   |   |   |   | CT65  | CT40  | 3H-8  | 28  |
| Ulysse (121..)   | 09.94→09.02  | WP65  | WP50  | WP40  | CT65  | CT50  | 3A  | 12  |
| Ulysse (179..)   | 10.02→10.05  | WP65  | WP65  |   | CT65  | CT65  | 3A  | 12  |
| Ulysse (179..)   | 11.05→12.10  | WP65  | WP65  |   | CT65  | CT65  | 3A  | 12  |
| Uno (146..)  | 09.87→12.00  | WP45  |   |   | CT45  |   | 3A  | 12  |
| Uno (158..)  | 01.96→12.10  | WP45  |   |   | CT45  |   | 3A  | 12  |
| <b>FORD</b>  |  |   |   |   |   |   |   |   |
| B-MAX  | 08.12→   |   |   |   | CT75  | CT65  | 3A  | 26  |
| C-MAX I (07)   | 03.07→07.10  |   |   |   | CT65  | CT48  | 3B-2  | 41  |
| C-MAX II (15)  | 04.15→   |   |   |   | CT75  | CT60  | 3A  | 26  |
| C-MAX II (11)  | 08.10→03.15  |   |   |   | CT75  | CT60  | 3A  | 26  |
| Cougar   | 08.98→12.00  | WP55  | WP50  | WP55  | CT55  | CT50  | 3A  | 12  |
| Ecosport (14)  | 10.13→10.17  |   |   |   | CT55  | CT40  | 3H-8  | 27  |
| Ecosport (14)  | 10.16→   |   |   |   | CT55  | CT40  | 3H-8  | 27  |
| Ecosport (14)  | 11.17→   |   |   |   | CT55  | CT40  | 3H-8  | 27  |
| Edge 16  | 01.16→   |   |   |   | CT70  | CT70  | 3A  | 26  |










| EASY SET OE & UP  |   |   | HYBRID  |   | REAR FLAT REAR PLASTIC  |   | WINTER  |   |   |   |
|---|---|---|---|---|---|---|---|---|---|---|
|  |  |  |  |  |  |  |  |  |  |  |
| SetUP5345   | E3  | 12  |   |   |   |   | W55   | W45   | 3A  | 12  |
| SetUP5345   | E3  | 12  |   |   | RP14  | 5D  | W53   | W45   | 3A  | 12  |
|   |   |   |   |   | RP14  | 5D  | W55   | W48   | 3A  | 26  |
| SetUP5345   | E3  | 12  |   |   |   |   | W53   | W45   | 3A  | 12  |
|   |   |   |   |   |   |   | W55   | W48   | 3A  | 26  |
| SetUP5345   | E3  | 12  |   |   |   |   | W55   | W45   | 3A  | 12  |
| SetOE6548   | 3H-2  | 28  |   |   |   |   | W65   | W48   | 3H-8  | 28  |
| SetOE6548   | 3H-2  | 28  |   |   |   |   | W65   | W48   | 3H-8  | 28  |
| SetUP5050   | E3  | 12  |   |   |   |   | W50   | W50   | 3A  | 12  |
| SetUP5050   | E3  | 12  |   |   |   |   | W50   | W50   | 3A  | 12  |
| SetUP5050   | E3  | 12  |   |   |   |   | W50   | W50   | 3A  | 12  |
| SetOE6540   | 3H-2  | 28  |   |   |   |   | W65   | W40   | 3H-8  | 28  |
| SetOE6540   | 3H-2  | 28  |   |   |   |   | W65   | W40   | 3H-8  | 28  |
| SetOE6540   | 3H-2  | 28  |   |   |   |   | W65   | W40   | 3H-8  | 28  |
|   |   |   |   |   |   |   | W65   | W50   | 3A  | 12  |
|   |   |   |   |   | RP14  | 5D  | W65   | W65   | 3A  | 12  |
|   |   |   |   |   | RP14  | 5D  | W65   | W65   | 3A  | 12  |
|   |   |   |   |   |   |   | W45   |   | 3A  | 12  |
|   |   |   |   |   |   |   | W45   |   | 3A  | 12  |
|   |   |   |   |   |   |   |   |   |   |   |
| SetOE6548   | 3B-2  | 41  |   |   |   |   | W65   | W48   | 3B-2  | 41  |
|   |   |   |   |   |   |   |   |   |   |   |
| SetUP5550   | E3  | 12  |   |   |   |   | W55   | W50   | 3A  | 12  |
|   |   |   |   |   |   |   | W55   | W40   | 3H-8  | 27  |
|   |   |   |   |   |   |   | W55   | W40   | 3H-8  | 27  |
|   |   |   |   |   |   |   | W55   | W40   | 3H-8  | 27  |












# TOEPASSINGEN VOOR AUTO'S

| FOR/FÜR<br> |  | METAL   |   |   | CLEANTECH   |   |   |   |
|--|---|---|---|---|---|---|---|---|
|  |   |  |  |  |  |  |  |  |
| Endeavour  |   | WP45  | WP45  |   | CT45  | CT45  | 3A  | 12  |
| Escort VII (95)  | 01.95→09.01   | WP50  | WP50  | WP50  | CT50  | CT50  | 3A  | 12  |
| Escort VII Cabrio (95)   | 01.95→09.01   | WP50  | WP50  |   | CT50  | CT50  | 3A  | 12  |
| Escort VII Express (95)  | 01.95→09.01   | WP50  | WP50  |   | CT50  | CT50  | 3A  | 12  |
| Escort VII Turnier (95)  | 01.95→09.01   | WP50  | WP50  | WP35  | CT50  | CT50  | 3A  | 12  |
| Explorer   | 10.01→  | WP55  | WP55  |   | CT55  | CT55  | 3A  | 12  |
| Explorer   | 09.10→  |   |   |   | CT65  | CT55  | 3A  | 26  |
| Explorer (EX)  | 01.91→08.01   | WP45  | WP45  |   | CT45  | CT45  | 3A  | 12  |
| Festiva  | 01.93→10.00   | WP50  | WP45  |   | CT50  | CT45  | 3A  | 12  |
| Fiesta III Courier (89)  | 09.91→08.96   | WP48  | WP48  |   | CT48  | CT48  | 3A  | 12  |
| Fiesta IV/V (96)   | 10.95→12.02   | WP48  | WP48  |   | CT48  | CT48  | 3A  | 12  |
| Fiesta IV/V Courier (96)   | 10.95→12.02   | WP48  | WP48  |   | CT48  | CT48  | 3A  | 12  |
| Fiesta VI (02)   | 11.01→09.08   | WP55  | WP40  | WP28  | CT55  | CT40  | 3A  | 12  |
| Fiesta VII (08)  | 07.08→11.12   |   |   |   | CT65  | CT38  | 3H-8  | 28  |
| Fiesta VII (13)  | 11.12→  |   |   |   | CT65  | CT40  | 3H-8  | 28  |
| Fiesta VIII (17)   | 05.17→  |   |   |   | CT70  | CT35  | 3H-8  | 27  |
| Five Hundred   | 09.05→08.07   |   |   |   | CT60  | CT50  | 3B-2  | 41  |
| Focus C-MAX (04)   | 06.03→03.07   |   |   |   | CT65  | CT48  | 3B-2  | 41  |
| Focus I (99)   | 08.98→05.05   | WP55  | WP48  | WP35  | CT55  | CT48  | 3A  | 12  |
| Focus I Sedan (99)   | 08.98→05.05   | WP55  | WP48  |   | CT55  | CT48  | 3A  | 12  |
| Focus I Turnier (99)   | 11.98→05.05   | WP55  | WP48  | WP28  | CT55  | CT48  | 3A  | 12  |
| Focus II (04)  | 07.04→01.06   |   |   |   | CT65  | CT43  | 3B-2  | 41  |
| Focus II (04,08)   | 02.06→12.11   |   |   |   | CT65  | CT43  | 3B-2  | 41  |
| Focus II Cabriolet (06)  | 07.06→07.10   |   |   |   | CT65  | CT43  | 3B-2  | 41  |
| Focus II Sedan (04)  | 07.04→01.08   |   |   |   | CT65  | CT43  | 3B-2  | 41  |
| Focus II Turnier (04,08)   | 07.04→10.08   |   |   |   | CT65  | CT43  | 3B-2  | 41  |
| Focus II Turnier (08)  | 11.08→12.11   |   |   |   | CT65  | CT43  | 3B-2  | 41  |
| Focus II Turnier (08)  | 11.08→12.11   |   |   |   | CT65  | CT40  | 3B-2  | 41  |
| Focus III (11,15)  | 01.11→  |   |   |   | CT70  | CT70  | 3H-8  | 28  |












# TOEPASSINGEN VOOR AUTO'S












| FOR/FÜR<br> |  | METAL   |   |   | CLEANTECH   |   |   |   |
|--|---|---|---|---|---|---|---|---|
|  |   |  |  |  |  |  |  |  |
| Focus III Sedan (11,15)  | 01.11→  |   |   |   | CT70  | CT70  | 3H-8  | 28  |
| Focus III Turnier (11,15)  | 01.11→  |   |   |   | CT70  | CT70  | 3H-8  | 28  |
| Focus IV   | 05.18→  |   |   |   | CT65  | CT50  | 3H-8  | 28  |
| Fusion (02)  | 10.02→06.12   | WP55  | WP40  | WP28  | CT55  | CT40  | 3A  | 12  |
| Galaxy (95)  | 02.95→03.00   | WP70  | WP65  | WP40  | CT70  | CT65  | 3A  | 12  |
| Galaxy (00)  | 04.00→04.01   | WP70  | WP65  | WP40  | CT70  | CT65  | 3A  | 12  |
| Galaxy (00)  | 04.01→08.06   |   |   |   | CT70  | CT70  | 3B-2  | 41  |
| Galaxy (06)  | 03.06→11.08   |   |   |   | CT75  | CT65  | 3H-8  | 28  |
| Galaxy (06)  | 12.08→12.14   |   |   |   | CT75  | CT65  | 3H-8  | 28  |
| Galaxy (15)  | 05.15→  |   |   |   | CT75  | CT75  | 3A  | 26  |
| Grand C-MAX (11)   | 08.10→03.15   |   |   |   | CT75  | CT60  | 3A  | 26  |
| Grand C-MAX (15)   | 04.15→  |   |   |   | CT75  | CT60  | 3A  | 26  |
| Ka I (97)  | 09.96→09.08   | WP48  | WP43  |   | CT48  | CT43  | 3A  | 12  |
| Ka II (08)   | 09.08→10.10   | WP60  |   |   | CT60  |   | 3A  | 12  |
| Ka II (08)   | 11.10→05.16   |   |   |   | CT60  | CT35  | 3H-8  | 28  |
| KA+  | 07.16→  |   |   |   | CT55  | CT40  | 3H-8  | 28  |
| Kuga I (CBV)   | 02.08→11.12   |   |   |   | CT60  | CT43  | 3H-8  | 28  |
| Kuga II (DM2)  | 11.12→  |   |   |   | CT70  | CT70  | 3A  | 26  |
| Maverick (94,96)   | 06.93→12.98   | WP53  | WP50  | WP28  | CT53  | CT50  | 3A  | 12  |
| Maverick (1EZ,1N2)   | 10.00→01.07   | WP48  | WP48  |   | CT48  | CT48  | 3A  | 12  |
| Mondeo I (93)  | 01.93→07.96   | WP53  | WP50  | WP55  | CT53  | CT50  | 3A  | 12  |
| Mondeo I Sedan (93)  | 01.93→07.96   | WP53  | WP50  |   | CT53  | CT50  | 3A  | 12  |
| Mondeo I Turnier (93)  | 04.93→07.96   | WP53  | WP50  | WP35  | CT53  | CT50  | 3A  | 12  |
| Mondeo II (97)   | 08.96→09.00   | WP53  | WP50  | WP55  | CT53  | CT50  | 3A  | 12  |
| Mondeo II Sedan (97)   | 08.96→09.00   | WP53  | WP50  | WP50  | CT53  | CT50  | 3A  | 12  |
| Mondeo II Turnier (97)   | 08.96→09.00   | WP53  | WP50  | WP35  | CT53  | CT50  | 3A  | 12  |
| Mondeo III (01)  | 10.00→03.07   | WP55  | WP50  | WP48  | CT55  | CT50  | 3A  | 12  |
| Mondeo III Sedan (01)  | 10.00→03.07   | WP55  | WP50  |   | CT55  | CT50  | 3A  | 12  |
| Mondeo III Turnier (01)  | 10.00→03.07   | WP55  | WP50  | WP28  | CT55  | CT50  | 3A  | 12  |

| EASY SET OE & UP  |   |   | HYBRID  |   | REAR FLAT REAR PLASTIC  |   | WINTER  |   |   |   |
|---|---|---|---|---|---|---|---|---|---|---|
|  |  |  |  |  |  |  |  |  |  |  |
| SetOE7070   | 3H-2  | 28  |   |   |   |   |   |   |   |   |
| SetOE7070   | 3H-2  | 28  |   |   |   |   |   |   |   |   |
| SetOE6548   | 3H-2  | 28  |   |   |   |   | W65   | W50   | 3H-8  | 28  |
| SetUP5540   | E3  | 12  |   |   |   |   | W55   | W40   | 3A  | 12  |
|   |   |   |   |   |   |   |   |   |   |   |
| SetOE7070   | 3B-2  | 41  |   |   |   |   |   |   |   |   |
|   |   |   |   |   |   |   |   |   |   |   |
|   |   |   |   |   | RF13  | 7A+7D   |   |   |   |   |
|   |   |   |   |   |   |   |   |   |   |   |
|   |   |   |   |   |   |   | W48   | W40   | 3A  | 12  |
|   |   |   |   |   | RP12  | 5E  | W60   |   | 3A  | 12  |
|   |   |   |   |   | RP12  | 5E  | W60   | W35   | 3H-8  | 28  |
|   |   |   |   |   |   |   | W55   | W40   | 3H-8  | 28  |
| SetOE6040   | 3H-2  | 28  |   |   |   |   | W60   | W40   | 3H-8  | 28  |
|   |   |   |   |   | RF11  | 7A+7D   |   |   |   |   |
| SetUP5348   | E3  | 12  |   |   |   |   | W53   | W50   | 3A  | 12  |
| SetUP4848   | E3  | 12  |   |   |   |   | W48   | W48   | 3A  | 12  |
| SetUP5348   | E3  | 12  |   |   |   |   | W53   | W50   | 3A  | 12  |
| SetUP5348   | E3  | 12  |   |   |   |   | W53   | W50   | 3A  | 12  |
| SetUP5348   | E3  | 12  |   |   |   |   | W53   | W50   | 3A  | 12  |
| SetUP5348   | E3  | 12  |   |   |   |   | W53   | W50   | 3A  | 12  |
| SetUP5348   | E3  | 12  |   |   |   |   | W53   | W50   | 3A  | 12  |
| SetUP5348   | E3  | 12  |   |   |   |   | W53   | W50   | 3A  | 12  |
| SetUP5348   | E3  | 12  |   |   |   |   | W53   | W50   | 3A  | 12  |
| SetUP5550   | E3  | 12  |   |   |   |   | W55   | W50   | 3A  | 12  |
| SetUP5550   | E3  | 12  |   |   |   |   | W55   | W50   | 3A  | 12  |
| SetUP5550   | E3  | 12  |   |   |   |   | W55   | W50   | 3A  | 12  |










# TOEPASSINGEN VOOR AUTO'S










| FOR/FÜR<br> |  31 | METAL   |   |   | CLEANTECH   |   |   |   |
|--|--|---|---|---|---|---|---|---|
|  |  |  |  |  |  |  |  |  |
| Mondeo IV (07)   | 02.07→12.14  |   |   |   | CT65  | CT48  | 3H-8  | 28  |
| Mondeo IV Sedan (07)   | 02.07→12.14  |   |   |   | CT65  | CT48  | 3H-8  | 28  |
| Mondeo IV Turnier (07)   | 02.07→12.14  |   |   |   | CT65  | CT48  | 3H-8  | 28  |
| Mondeo V (15)  | 09.14→   |   |   |   | CT65  | CT65  | 3A  | 26  |
| Mondeo V Sedan (15)  | 09.14→   |   |   |   | CT65  | CT65  | 3A  | 26  |
| Mondeo V Turnier (15)  | 09.14→   |   |   |   | CT65  | CT65  | 3A  | 26  |
| Mustang  | 09.04→02.09  | WP55  | WP50  |   | CT55  | CT50  | 3A  | 12  |
| Mustang  | 03.09→   |   |   |   | CT55  | CT50  | 3A  | 26  |
| Puma   | 06.97→12.01  | WP48  | WP48  | WP48  | CT48  | CT48  | 3A  | 12  |
| Ranger   | 06.94→06.09  | WP45  | WP45  |   | CT45  | CT45  | 3A  | 12  |
| Ranger (TKE)   | 09.11→08.15  | WP60  | WP40  |   | CT60  | CT40  | 3A  | 12  |
| Ranger (TKE)   | 09.15→   |   |   |   | CT60  | CT38  | 3H-8  | 28  |
| S-MAX (06)   | 03.06→01.09  |   |   |   | CT75  | CT65  | 3H-8  | 28  |
| S-MAX (06)   | 02.09→12.14  |   |   |   | CT75  | CT65  | 3H-8  | 28  |
| S-MAX (15)   | 05.15→   |   |   |   | CT75  | CT75  | 3A  | 26  |
| Streetka   | 12.02→12.05  | WP48  | WP48  |   | CT48  | CT48  | 3A  | 12  |
| Tourneo Connect (02)   | 05.02→12.13  | WP55  | WP50  | WP35  | CT55  | CT50  | 3A  | 12  |
| Tourneo Connect (13)   | 09.13→   |   |   |   | CT75  | CT75  | 3A  | 26  |
| Tourneo Courier  | 04.14→   |   |   |   | CT70  | CT38  | 3A  | 26  |
| Tourneo Custom (13)  | 09.12→   |   |   |   | CT75  | CT70  | 3H-8  | 28  |
| Transit (95)   | 08.94→08.00  | WP55  | WP53  | WP35  | CT55  | CT53  | 3A  | 12  |
| Transit (00)   | 01.00→07.06  | WP65  | WP55  | WP40  | CT65  | CT55  | 3A  | 12  |
| Transit (06,12)  | 04.06→12.13  | WP65  | WP55  | WP40  | CT65  | CT55  | 3A  | 12  |
| Transit (14)   | 01.14→   |   |   |   | CT75  | CT50  | 3H-8  | 28  |
| Transit Connect (02)   | 05.02→12.13  | WP55  | WP50  | WP35  | CT55  | CT50  | 3A  | 12  |
| Transit Connect (13)   | 09.13→   |   |   |   | CT75  | CT75  | 3A  | 26  |
| Transit Courier  | 04.14→   |   |   |   | CT70  | CT38  | 3A  | 26  |
| Transit Custom (13)  | 09.12→   |   |   |   | CT75  | CT70  | 3H-8  | 28  |
| Transit Tourneo (95)   | 08.94→08.00  | WP55  | WP53  | WP35  | CT55  | CT53  | 3A  | 12  |












| EASY SET OE & UP  |   |   | HYBRID  |   | REAR FLAT<br>REAR PLASTIC   |   | WINTER  |   |   |   |
|---|---|---|---|---|---|---|---|---|---|---|
|  |  |  |  |  |  |  |  |  |  |  |
| SetOE6548   | 3H-2  | 28  |   |   |   |   | W65   | W48   | 3H-8  | 28  |
| SetOE6548   | 3H-2  | 28  |   |   |   |   | W65   | W48   | 3H-8  | 28  |
| SetOE6548   | 3H-2  | 28  |   |   |   |   | W65   | W48   | 3H-8  | 28  |
| SetOE6565   | 3D-2  | 26  |   |   |   |   | W65   | W65   | 3A  | 26  |
| SetOE6565   | 3D-2  | 26  |   |   |   |   | W65   | W65   | 3A  | 26  |
| SetOE6565   | 3D-2  | 26  |   |   | RF11  | 7A+7D   | W65   | W65   | 3A  | 26  |
| SetUP5550   | E3  | 12  |   |   |   |   | W55   | W50   | 3A  | 12  |
|   |   |   |   |   |   |   | W55   | W50   | 3A  | 26  |
| SetUP4848   | E3  | 12  |   |   |   |   | W48   | W48   | 3A  | 12  |
| SetUP4545   | E3  | 12  |   |   |   |   | W45   | W45   | 3A  | 12  |
| SetUP6040   | E3  | 12  |   |   |   |   | W60   | W40   | 3A  | 12  |
|   |   |   |   |   |   |   | W60   | W35   | 3H-8  | 28  |
|   |   |   |   |   |   |   |   |   |   |   |
|   |   |   |   |   | RF13  | 7A+7D   |   |   |   |   |
| SetUP4848   | E3  | 12  |   |   |   |   | W48   | W48   | 3A  | 12  |
| SetUP5550   | E3  | 12  |   |   |   |   | W55   | W50   | 3A  | 12  |
|   |   |   |   |   |   |   |   |   |   |   |
|   |   |   |   |   | RP14  | 5D  |   |   |   |   |
| SetUP5553   | E3  | 12  |   |   |   |   | W55   | W53   | 3A  | 12  |
|   |   |   |   |   |   |   | W65   | W55   | 3A  | 12  |
|   |   |   |   |   |   |   | W65   | W55   | 3A  | 12  |
| SetUP5550   | E3  | 12  |   |   |   |   | W55   | W50   | 3A  | 12  |
|   |   |   |   |   |   |   |   |   |   |   |
|   |   |   |   |   | RP14  | 5D  |   |   |   |   |
| SetUP5553   | E3  | 12  |   |   |   |   | W55   | W53   | 3A  | 12  |

# TOEPASSINGEN VOOR AUTO'S

| FOR/FÜR<br> |  31 | METAL   |   |   | CLEANTECH   |   |   |   |
|--|--|---|---|---|---|---|---|---|
|  |  |  |  |  |  |  |  |  |
| Transit Tourneo (00)   | 08.00→07.06  | WP65  | WP55  | WP40  | CT65  | CT55  | 3A  | 12  |
| Transit Tourneo (06,12)  | 04.06→09.11  | WP65  | WP55  | WP40  | CT65  | CT55  | 3A  | 12  |
| <b>MERCEDES BENZ</b>   |  |   |   |   |   |   |   |   |
| A-Class (168)  | 10.97→08.04  | WP65  | WP55  | WP35  | CT65  | CT55  | 3A  | 12  |
| A-Class (169)  | 09.04→06.12  |   |   |   | CT65  | CT58  | 3A  | 26  |
| A-Class (176)  | 06.12→06.15  |   |   |   | CT60  | CT48  | 3A  | 26  |
| A-Class (176)  | 07.15→   |   |   |   | CT60  | CT48  | 3U  | 20  |
| A-Class (177)  | 02.18→   |   |   |   | CT60  | CT48  | 3U  | 20  |
| B-Class (245)  | 04.05→05.11  |   |   |   | CT65  | CT58  | 3A  | 26  |
| B-Class (246)  | 09.11→06.15  |   |   |   | CT65  | CT48  | 3A  | 26  |
| B-Class (246)  | 07.15→   |   |   |   | CT65  | CT48  | 3U  | 20  |
| C-Class (202)  | 03.93→08.00  | WP60  |   |   | CT60  |   | 3A  | 12  |
| C-Class (203)  | 05.00→06.03  | WP60  |   |   | CT60  |   | 3A  | 12  |
| C-Class (203)  | 07.03→08.07  |   |   |   | CT55  | CT55  | 3C  | 19  |
| C-Class (204)  | 01.07→11.08  |   |   |   | CT60  | CT60  | 3B-2  | 41  |
| C-Class (204)  | 12.08→04.13  |   |   |   | CT60  | CT60  | 3B-2  | 41  |
| C-Class (204)  | 03.13→12.14  |   |   |   | CT60  | CT60  | 3H-8  | 28  |
| C-Class (205)  | 11.13→10.14  |   |   |   | CT55  | CT55  | 3A  | 26  |
| C-Class (205)  | 08.14→   |   |   |   | CT55  | CT55  | 3U  | 20  |
| C-Class (Cabrio) (205)   | 04.16→   |   |   |   | CT55  | CT55  | 3U  | 20  |
| C-Class (Sportcoupe) (203)   | 01.01→06.03  | WP60  |   |   | CT60  |   | 3A  | 12  |
| C-Class (Sportcoupe) (203)   | 07.03→02.08  |   |   |   | CT55  | CT55  | 3C  | 19  |
| C-Class (T-Modell) (203)   | 01.01→06.03  | WP60  |   | WP35  | CT60  |   | 3A  | 12  |
| C-Class (T-Modell) (203)   | 07.03→08.07  |   |   |   | CT55  | CT55  | 3C  | 19  |
| C-Class (T-Modell) (204)   | 09.07→11.08  |   |   |   | CT60  | CT60  | 3B-2  | 41  |
| C-Class (T-Modell) (204)   | 12.08→04.13  |   |   |   | CT60  | CT60  | 3B-2  | 41  |
| C-Class (T-Modell) (204)   | 03.13→12.14  |   |   |   | CT60  | CT60  | 3H-8  | 28  |
| C-Class (T-Modell) (205)   | 05.14→10.14  |   |   |   | CT55  | CT55  | 3A  | 26  |
| C-Class (T-Modell) (205)   | 08.14→   |   |   |   | CT55  | CT55  | 3U  | 20  |










| EASY SET OE & UP  |   |   | HYBRID  |   | REAR FLAT<br>REAR PLASTIC   |   | WINTER  |   |   |   |
|---|---|---|---|---|---|---|---|---|---|---|
|  |  |  |  |  |  |  |  |  |  |  |
|   |   |   |   |   |   |   | W65   | W55   | 3A  | 12  |
|   |   |   |   |   |   |   | W65   | W55   | 3A  | 12  |
|   |   |   |   |   |   |   | W65   | W55   | 3A  | 12  |
|   |   |   |   |   |   |   | W65   | W55   | 3A  | 26  |
| SetOE6048   | 3D-2  | 26  |   |   |   |   | W60   | W48   | 3A  | 26  |
|   |   |   |   |   | RF10  | 7A+7C   |   |   |   |   |
|   |   |   |   |   | RF10  | 7A+7C   |   |   |   |   |
|   |   |   |   |   | RP12  | 5E  | W65   | W55   | 3A  | 26  |
|   |   |   |   |   |   |   | W65   | W48   | 3A  | 26  |
|   |   |   |   |   |   |   | W60   |   | 3A  | 12  |
|   |   |   |   |   |   |   | W60   |   | 3A  | 12  |
| SetOE5555   | 3C  | 19  |   |   |   |   | W55   | W55   | 3C  | 19  |
| SetOE6060   | 3B-2  | 41  |   |   | RP12  | 5E  | W60   | W60   | 3B-2  | 41  |
| SetOE6060   | 3B-2  | 41  |   |   | RP12  | 5E  | W60   | W60   | 3B-2  | 41  |
| SetOE6060   | 3H-2  | 28  |   |   | RP12  | 5E  | W60   | W60   | 3H-8  | 28  |
| SetOE5555   | 3D-2  | 26  |   |   |   |   | W55   | W55   | 3A  | 26  |
|   |   |   |   |   | RF11  | 7A+7C   |   |   |   |   |
|   |   |   |   |   |   |   | W60   |   | 3A  | 12  |
| SetOE5555   | 3C  | 19  |   |   |   |   | W55   | W55   | 3C  | 19  |
|   |   |   |   |   |   |   | W60   |   | 3A  | 12  |
| SetOE5555   | 3C  | 19  |   |   |   |   | W55   | W55   | 3C  | 19  |
| SetOE6060   | 3B-2  | 41  |   |   |   |   | W60   | W60   | 3B-2  | 41  |
| SetOE6060   | 3B-2  | 41  |   |   |   |   | W60   | W60   | 3B-2  | 41  |
| SetOE6060   | 3H-2  | 28  |   |   |   |   | W60   | W60   | 3H-8  | 28  |
| SetOE5555   | 3D-2  | 26  |   |   |   |   | W55   | W55   | 3A  | 26  |

# TOEPASSINGEN VOOR AUTO'S

| FOR/FÜR<br> |  31 | METAL   |   |   | CLEANTECH   |   |   |   |
|--|--|---|---|---|---|---|---|---|
|  |  |  |  |  |  |  |  |  |
| C-Class (T-Modell) (202)   | 05.96→02.01  | WP60  |   | WP40  | CT60  |   | 3A  | 12  |
| C-Class Coupé (204)  | 03.11→04.13  |   |   |   | CT60  | CT60  | 3B-2  | 41  |
| C-Class Coupé (205)  | 10.15→   |   |   |   | CT55  | CT55  | 3U  | 20  |
| Citan  | 07.12→   |   |   |   | CT58  | CT53  | 3F  | 1   |
| CLA-Class (117)  | 12.12→06.15  |   |   |   | CT60  | CT48  | 3A  | 26  |
| CLA-Class (117)  | 07.15→   |   |   |   | CT60  | CT48  | 3U  | 20  |
| CLA-Class Shooting Brake (117)   | 01.15→06.15  |   |   |   | CT60  | CT48  | 3A  | 26  |
| CLA-Class Shooting Brake (117)   | 07.15→   |   |   |   | CT60  | CT48  | 3U  | 20  |
| CLC-Class (203)  | 03.08→10.10  |   |   |   | CT55  | CT55  | 3C  | 19  |
| CL-Class (Coupé) (215)   | 03.00→08.06  |   |   |   | CT65  | CT65  | 3B-2  | 41  |
| CL-Class (Coupé) (216)   | 06.06→   |   |   |   | CT65  | CT65  | 3B-2  | 41  |
| CL-Class (Coupé) (140)   | 06.96→08.99  | WP70  | WP60  |   | CT70  | CT60  | 3A  | 12  |
| CL-Class (Coupé) (215)   | 09.99→02.00  | WP65  | WP65  |   | CT65  | CT65  | 3A  | 12  |
| CLK-Class (Cabrio) (208)   | 09.96→01.03  | WP55  |   |   | CT55  |   | 3A  | 12  |
| CLK-Class (Cabrio) (209)   | 09.01→12.09  |   |   |   | CT55  | CT55  | 3C  | 19  |
| CLK-Class (Coupé) (208)  | 01.97→09.02  | WP55  |   |   | CT55  |   | 3A  | 12  |
| CLK-Class (Coupé) (209)  | 08.01→04.09  |   |   |   | CT55  | CT55  | 3C  | 19  |
| CLS-Class (219)  | 06.04→02.11  |   |   |   | CT65  | CT65  | 3B-2  | 41  |
| CLS-Class Coupé (218)  | 07.10→02.14  |   |   |   | CT60  | CT60  | 3B-2  | 41  |
| CLS-Class Coupé (218)  | 03.14→   |   |   |   | CT60  | CT60  | 3H-8  | 28  |
| CLS-Class Coupé (257)  | 12.17→   |   |   |   | CT60  | CT55  | 3U  | 20  |
| CLS-Class Shooting Brake (218)   | 06.12→02.14  |   |   |   | CT60  | CT60  | 3B-2  | 41  |
| CLS-Class Shooting Brake (218)   | 03.14→   |   |   |   | CT60  | CT60  | 3H-8  | 28  |
| E-Class (124)  | 07.93→07.95  | WP60  |   |   | CT60  |   | 3A  | 12  |
| E-Class (210)  | 06.95→08.03  | WP60  |   |   | CT60  |   | 3A  | 12  |
| E-Class (212)  | 08.08→02.14  |   |   |   | CT60  | CT60  | 3B-2  | 41  |
| E-Class (212)  | 03.14→   |   |   |   | CT60  | CT60  | 3H-8  | 28  |
| E-Class (211)  | 03.02→08.09  |   |   |   | CT65  | CT65  | 3B-2  | 41  |
| E-Class (213)  | 01.16→   |   |   |   | CT60  | CT55  | 3U  | 20  |












# TOEPASSINGEN VOOR AUTO'S












| FOR/FÜR<br> |  31 | METAL   |   |   | CLEANTECH   |   |   |   |
|--|--|---|---|---|---|---|---|---|
|  |  |  |  |  |  |  |  |  |
| E-Class (Cabrio) (207)   | 01.10→04.13  |   |   |   | CT60  | CT60  | 3B-2  | 41  |
| E-Class (Cabrio) (207)   | 01.13→   |   |   |   | CT60  | CT60  | 3H-8  | 28  |
| E-Class (Cabrio) (238)   | 06.17→   |   |   |   | CT60  | CT55  | 3U  | 20  |
| E-Class (Cabrio) (124)   | 05.93→06.98  | WP60  |   |   | CT60  |   | 3A  | 12  |
| E-Class (Coupé) (207)  | 02.09→04.13  |   |   |   | CT60  | CT60  | 3B-2  | 41  |
| E-Class (Coupé) (207)  | 01.13→   |   |   |   | CT60  | CT60  | 3H-8  | 28  |
| E-Class (Coupé) (238)  | 12.16→   |   |   |   | CT60  | CT60  | 3U  | 20  |
| E-Class (Coupé) (124)  | 07.93→06.98  | WP60  |   |   | CT60  |   | 3A  | 12  |
| E-Class (T-Modell) (212)   | 08.09→02.14  |   |   |   | CT60  | CT60  | 3B-2  | 41  |
| E-Class (T-Modell) (212)   | 03.14→08.16  |   |   |   | CT60  | CT60  | 3H-8  | 28  |
| E-Class (T-Modell) (124)   | 07.93→05.96  | WP60  |   | WP45  | CT60  |   | 3A  | 12  |
| E-Class (T-Modell) (210)   | 05.96→02.03  | WP60  |   | WP40  | CT60  |   | 3A  | 12  |
| E-Class (T-Modell) (211)   | 02.03→08.09  |   |   |   | CT65  | CT65  | 3B-2  | 41  |
| E-Class (T-Modell) (213)   | 06.16→   |   |   |   | CT60  | CT55  | 3U  | 20  |
| GLA-Class (156)  | 10.13→06.15  |   |   |   | CT60  | CT48  | 3A  | 26  |
| GLA-Class (156)  | 07.15→   |   |   |   | CT60  | CT48  | 3U  | 20  |
| GLC-Class (253)  | 07.15→   |   |   |   | CT55  | CT55  | 3U  | 20  |
| GLC-Class (Coupé) (253)  | 06.16→   |   |   |   | CT55  | CT55  | 3U  | 20  |
| GL-Class (164)   | 02.06→12.12  |   |   |   | CT70  | CT53  | 3A  | 26  |
| GL-Class (166)   | 08.12→09.15  |   |   |   | CT65  | CT58  | 3H-8  | 28  |
| GLE-Class (166)  | 04.15→   |   |   |   | CT65  | CT58  | 3H-8  | 28  |
| GLE-Class (Coupé) (292)  | 04.15→   |   |   |   | CT65  | CT58  | 3H-8  | 28  |
| GLK-Class (204)  | 06.08→   |   |   |   | CT55  | CT45  | 3B-2, 3H-8  | 27  |
| GLK-Class (204)  | 06.08→01.14  |   |   |   | CT55  | CT48  | 3B-2  | 41  |
| GLK-Class (204)  | 02.14→   |   |   |   | CT55  | CT48  | 3H-8  | 28  |
| GLS-Class (166)  | 09.15→   |   |   |   | CT65  | CT58  | 3H-8  | 28  |
| ML-Class (163)   | 03.98→06.05  | WP55  | WP53  | WP43  | CT55  | CT53  | 3A  | 12  |
| ML-Class (164)   | 03.05→08.11  |   |   |   | CT70  | CT53  | 3A  | 26  |
| ML-Class (166)   | 06.11→08.11  |   |   |   | CT70  | CT53  | 3A  | 26  |












# TOEPASSINGEN VOOR AUTO'S












| FOR/FÜR<br> |  31 | METAL   |   |   | CLEANTECH   |   |   |   |
|--|--|---|---|---|---|---|---|---|
|  |  |  |  |  |  |  |  |  |
| ML-Class (166)   | 09.11→04.15  |   |   |   | CT65  | CT58  | 3H-8  | 28  |
| R-Class (251)  | 09.05→10.12  |   |   |   | CT70  | CT53  | 3A  | 26  |
| S-Class (140)  | 02.91→09.98  | WP70  | WP60  |   | CT70  | CT60  | 3A  | 12  |
| S-Class (220)  | 10.98→02.00  | WP65  | WP65  |   | CT65  | CT65  | 3A  | 12  |
| S-Class (220)  | 03.00→08.06  |   |   |   | CT65  | CT65  | 3B-2  | 41  |
| S-Class (221)  | 09.05→12.13  |   |   |   | CT65  | CT65  | 3B-2  | 41  |
| S-Class (222)  | 05.13→   |   |   |   | CT65  | CT55  | 3A  | 26  |
| S-Class (Coupé) (140)  | 09.92→09.97  | WP70  | WP60  |   | CT70  | CT60  | 3A  | 12  |
| SLC-Class (172)  | 12.15→   |   |   |   | CT55  | CT55  | 3A  | 26  |
| SL-Class (230)   | 10.01→11.12  |   |   |   | CT65  | CT65  | 3B-2  | 41  |
| SLK-Class (170)  | 09.96→03.04  | WP55  | WP53  |   | CT55  | CT53  | 3A  | 12  |
| SLK-Class (171)  | 04.04→02.11  |   |   |   | CT55  | CT55  | 3A  | 26  |
| SLK-Class (172)  | 01.11→12.15  |   |   |   | CT55  | CT55  | 3A  | 26  |
| SLR-Class (199)  | 04.04→12.09  |   |   |   | CT65  | CT65  | 3B-2  | 41  |
| Sprinter (NCV3)  | 04.06→   |   |   |   | CT65  | CT60  | 3A  | 26  |
| Sprinter (T1N)   | 02.95→05.06  | WP60  | WP53  |   | CT60  | CT53  | 3A  | 12  |
| Sprinter Classic (909)   | 11.13→   | WP60  | WP53  |   | CT60  | CT53  | 3A  | 12  |
| Vaneo (414)  | 02.02→01.04  | WP65  | WP55  | WP35  | CT65  | CT55  | 3A  | 12  |
| Vaneo (414)  | 02.04→08.05  |   |   |   | CT65  | CT58  | 3A  | 26  |
| V-Class (447)  | 04.14→   |   |   |   | CT70  | CT45  | 3U  | 20  |
| V-Class (638T0N)   | 04.96→09.03  | WP65  | WP55  | WP45  | CT65  | CT55  | 3A  | 12  |
| Viano (639T0N)   | 09.03→08.05  | WP70  | WP65  | WP40  | CT70  | CT65  | 3A  | 12  |
| Viano (639T0N)   | 09.05→08.10  |   |   |   | CT70  | CT65  | 3A  | 26  |
| Viano (639T0N)   | 09.10→12.14  |   |   |   | CT70  | CT65  | 3A  | 26  |
| Vito (639T0N)  | 10.03→08.05  | WP70  | WP65  | WP40  | CT70  | CT65  | 3A  | 12  |
| Vito (639T0N)  | 09.05→08.10  |   |   |   | CT70  | CT65  | 3A  | 26  |
| Vito (639T0N)  | 09.10→12.14  |   |   |   | CT70  | CT65  | 3A  | 26  |
| Vito (447)   | 09.14→   |   |   |   | CT70  | CT45  | 3U  | 20  |
| Vito (638T0N)  | 11.95→09.03  | WP65  | WP55  | WP45  | CT65  | CT55  | 3A  | 12  |












| EASY SET OE & UP  |   |   | HYBRID  |   | REAR FLAT<br>REAR PLASTIC   |   | WINTER  |   |   |   |
|---|---|---|---|---|---|---|---|---|---|---|
|  |  |  |  |  |  |  |  |  |  |  |
| SetOE6555   | 3H-2  | 28  |   |   |   |   | W65   | W55   | 3H-8  | 28  |
|   |   |   |   |   |   |   |   |   |   |   |
|   |   |   |   |   |   |   | W65   | W65   | 3A  | 12  |
| SetOE6565   | 3B-2  | 41  |   |   |   |   | W65   | W65   | 3B-2  | 41  |
| SetOE6565   | 3B-2  | 41  |   |   |   |   | W65   | W65   | 3B-2  | 41  |
|   |   |   |   |   |   |   | W65   | W55   | 3A  | 26  |
|   |   |   |   |   |   |   |   |   |   |   |
| SetOE5555   | 3D-2  | 26  |   |   |   |   | W55   | W55   | 3A  | 26  |
| SetOE6565   | 3B-2  | 41  |   |   |   |   | W65   | W65   | 3B-2  | 41  |
| SetUP5553   | E3  | 12  |   |   |   |   | W55   | W53   | 3A  | 12  |
| SetOE5555   | 3D-2  | 26  |   |   |   |   | W55   | W55   | 3A  | 26  |
| SetOE5555   | 3D-2  | 26  |   |   |   |   | W55   | W55   | 3A  | 26  |
| SetOE6565   | 3B-2  | 41  |   |   |   |   | W65   | W65   | 3B-2  | 41  |
|   |   |   |   |   | RF17  | 7A+7C   | W65   | W60   | 3A  | 26  |
| SetUP6053   | E3  | 12  |   |   |   |   | W60   | W53   | 3A  | 12  |
| SetUP6053   | E3  | 12  |   |   |   |   | W60   | W53   | 3A  | 12  |
|   |   |   |   |   |   |   | W65   | W55   | 3A  | 12  |
|   |   |   |   |   |   |   | W65   | W55   | 3A  | 26  |
|   |   |   |   |   | RF16  | 7A+7C   |   |   |   |   |
|   |   |   |   |   |   |   | W65   | W55   | 3A  | 12  |
|   |   |   |   |   |   |   |   |   |   |   |
|   |   |   |   |   | RF15  | 7A+7C   |   |   |   |   |
|   |   |   |   |   |   |   |   |   |   |   |
|   |   |   |   |   |   |   |   |   |   |   |
|   |   |   |   |   | RF16  | 7A+7C   |   |   |   |   |
|   |   |   |   |   |   |   | W65   | W55   | 3A  | 12  |












# TOEPASSINGEN VOOR AUTO'S

| FOR/FÜR   |   | METAL   |   |   | CLEANTECH   |   |   |   |
|---|---|---|---|---|---|---|---|---|
|  |  |  |  |  |  |  |  |  |
| X-Class (470)   | 09.17→  | WP58  | WP45  |   | CT58  | CT45  | 3A  | 12  |
| <b>MINI (BMW)</b>   |   |   |   |   |   |   |   |   |
| Mini (R50,R53)  | 06.01→07.04   | WP45  | WP45  |   | CT45  | CT45  | 3A  | 12  |
| Mini (R50,R53)  | 08.04→11.06   | WP45  | WP45  |   | CT45  | CT45  | 3A  | 12  |
| Mini (R56)  | 11.06→03.12   | WP45  | WP45  |   | CT45  | CT45  | 3A  | 12  |
| Mini (R56)  | 04.12→11.13   |   |   |   | CT45  | CT48  | 3F  | 1   |
| Mini (F55,F56)  | 09.13→  | WP45  | WP48  |   | CT45  | CT48  | 3A  | 12  |
| Mini Cabrio (R52,R57)   | 07.04→03.12   | WP45  | WP45  |   | CT45  | CT45  | 3A  | 12  |
| Mini Cabrio (R57)   | 04.12→  |   |   |   | CT45  | CT48  | 3F  | 1   |
| Mini Cabrio (F57)   | 03.16→  | WP45  | WP48  |   | CT45  | CT48  | 3A  | 12  |
| Mini Clubman (R55)  | 11.07→03.12   | WP45  | WP45  |   | CT45  | CT45  | 3A  | 12  |
| Mini Clubman (R55)  | 04.12→08.14   |   |   |   | CT45  | CT48  | 3F  | 1   |
| Mini Clubman (F54)  | 09.15→  |   |   |   | CT55  | CT50  | 3H-8  | 27  |
| Mini Clubvan (R55)  | 02.13→06.14   |   |   |   | CT45  | CT48  | 3F  | 1   |
| Mini Countryman (R60)   | 09.10→  |   |   |   | CT48  | CT50  | 3A  | 26  |
| Mini Countryman (R60)   | 09.16→  |   |   |   | CT58  | CT53  | 3A  | 12  |
| Mini Coupé (R58)  | 09.11→  |   |   |   | CT50  | CT50  | 3A  | 26  |
| Mini Coupé Roadster (R59)   | 02.12→  |   |   |   | CT50  | CT50  | 3A  | 26  |
| Mini Paceman (R61)  | 03.13→  |   |   |   | CT48  | CT50  | 3A  | 26  |
| <b>NISSAN</b>   |   |   |   |   |   |   |   |   |
| 300 ZX (Z32)  | 01.90→08.96   | WP53  | WP53  | WP48  | CT53  | CT53  | 3A  | 12  |
| 350 Z (Z33)   | 12.03→04.09   | WP50  | WP45  |   | CT50  | CT45  | 3A  | 12  |
| 350 Z Cabriolet (Z33)   | 09.03→04.09   | WP50  | WP45  |   | CT50  | CT45  | 3A  | 12  |
| 350 Z Coupé (Z33)   | 09.02→04.09   | WP50  | WP45  |   | CT50  | CT45  | 3A  | 12  |
| 370Z  | 10.09→  | WP53  | WP48  |   | CT53  | CT48  | 3A  | 12  |
| Almera (G15RA)  | 11.12→  | WP55  | WP43  |   | CT55  | CT43  | 3A  | 12  |
| Almera (Classic) (B10)  | 01.06→11.12   | WP55  | WP40  |   | CT55  | CT40  | 3A  | 12  |
| Almera Hatchback (N15)  | 07.95→04.00   | WP53  | WP48  | WP35  | CT53  | CT48  | 3A  | 12  |
| Almera Hatchback (N16E)   | 01.00→09.02   | WP55  | WP40  | WP35  | CT55  | CT40  | 3A  | 12  |










| EASY SET OE & UP  |   |   | HYBRID  |   | REAR FLAT<br>REAR PLASTIC   |   | WINTER  |   |   |   |
|---|---|---|---|---|---|---|---|---|---|---|
|  |  |  |  |  |  |  |  |  |  |  |
|   |   |   |   |   |   |   | W55   | W45   | 3A  | 12  |
| SetUP4545   | E3  | 12  |   |   |   |   | W45   | W45   | 3A  | 12  |
| SetUP4545   | E3  | 12  |   |   | RP12  | 5E  | W45   | W45   | 3A  | 12  |
| SetUP4545   | E3  | 12  |   |   |   |   | W45   | W45   | 3A  | 12  |
|   |   |   |   |   |   |   | W45   | W48   | 3F  | 1   |
| SetUP4545   | E3  | 12  | H45   | H48   |   |   | W45   | W48   | 3A  | 12  |
| SetUP4545   | E3  | 12  |   |   |   |   | W45   | W45   | 3A  | 12  |
|   |   |   |   |   |   |   | W45   | W48   | 3F  | 1   |
| SetUP4545   | E3  | 12  |   |   |   |   | W45   | W48   | 3A  | 12  |
| SetUP4545   | E3  | 12  |   |   | RF11  | 7A+7C   | W45   | W45   | 3A  | 12  |
|   |   |   |   |   | RF11  | 7A+7C   | W45   | W48   | 3F  | 1   |
|   |   |   |   |   | RP10  | 5B  | W55   | W50   | 3H-8  | 27  |
|   |   |   |   |   | RF11  | 7A+7C   | W45   | W48   | 3F  | 1   |
|   |   |   |   |   | RF10  | 7A  | W48   | W50   | 3A  | 26  |
|   |   |   |   |   |   |   | W50   | W50   | 3A  | 26  |
|   |   |   |   |   |   |   | W50   | W50   | 3A  | 26  |
|   |   |   |   |   | RF11  | 7A+7D   | W48   | W50   | 3A  | 26  |
| SetUP5353   | E3  | 12  |   |   |   |   | W53   | W53   | 3A  | 12  |
| SetUP5045   | E3  | 12  |   |   |   |   | W50   | W45   | 3A  | 12  |
| SetUP5045   | E3  | 12  |   |   |   |   | W50   | W45   | 3A  | 12  |
| SetUP5045   | E3  | 12  |   |   |   |   | W50   | W45   | 3A  | 12  |
|   |   |   |   |   |   |   | W53   | W48   | 3A  |   |
| SetUP5540   | E3  | 12  |   |   | RP14  | 5B  | W55   | W40   | 3A  | 12  |
| SetUP5540   | E3  | 12  |   |   |   |   | W55   | W40   | 3A  | 12  |
| SetUP5348   | E3  | 12  |   |   |   |   | W53   | W48   | 3A  | 12  |
| SetUP5540   | E3  | 12  |   |   |   |   | W55   | W40   | 3A  | 12  |












# TOEPASSINGEN VOOR AUTO'S

| FOR/FÜR<br> |  31 | METAL   |   |   | CLEANTECH   |   |   |   |
|--|--|---|---|---|---|---|---|---|
|  |  |  |  |  |  |  |  |  |
| Almera Hatchback (N16E)  | 10.02→11.06  | WP55  | WP40  |   | CT55  | CT40  | 3A  | 12  |
| Almera Sedan (N15)   | 07.95→04.00  | WP53  | WP48  |   | CT53  | CT48  | 3A  | 12  |
| Almera Sedan (N16, N16E)   | 04.00→11.06  | WP55  | WP40  |   | CT55  | CT40  | 3A  | 12  |
| Almera Tino (V10M)   | 05.00→12.05  | WP65  | WP45  | WP50  | CT65  | CT45  | 3A  | 12  |
| Altima (L32/CL32)  | 11.06→   | WP65  | WP43  |   | CT65  | CT43  | 3A  | 12  |
| Cabstar (TLO)  | 10.98→08.06  | WP45  | WP45  |   | CT45  | CT45  | 3A  | 12  |
| Cabstar (F24)  | 09.06→   | WP50  | WP50  |   | CT50  | CT50  | 3A  | 12  |
| Cefiro   | 02.99→05.08  | WP65  | WP45  |   | CT65  | CT45  | 3A  | 12  |
| Cube (Z12)   | 08.09→03.11  | WP50  | WP50  |   | CT50  | CT50  | 3A  | 12  |
| Elgrand  | 10.02→   | WP65  | WP40  |   | CT65  | CT40  | 3A  | 12  |
| Evalia (M20M)  | 01.11→   | WP55  | WP40  |   | CT55  | CT40  | 3A  | 12  |
| Frontier   | 01.04→   | WP45  | WP45  |   | CT45  | CT45  | 3A  | 12  |
| Grand Livina   | 01.07→   | WP60  | WP35  |   | CT60  | CT35  | 3A  | 12  |
| Interstar (X70)  | 07.02→06.10  | WP60  | WP60  |   | CT60  | CT60  | 3A  | 12  |
| Juke (F15)   | 07.10→03.17  | WP58  | WP35  |   | CT58  | CT35  | 3A  | 12  |
| Juke (F15)   | 07.10→   | WP58  | WP35  | WP28  | CT58  | CT35  | 3A  | 12  |
| Juke (F15)   | 04.17→   |   |   |   | CT60  | CT35  | 3A  | 26  |
| Kicks  |  | WP65  | WP40  |   | CT65  | CT40  | 3A  | 12  |
| Kubistar (X76)   | 07.03→03.09  | WP50  | WP50  | WP35  | CT50  | CT50  | 3A  | 12  |
| Lannia   | 08.15→   | WP65  | WP35  |   | CT65  | CT35  | 3A  | 12  |
| Latio  | 10.11→   | WP55  | WP40  |   | CT55  | CT40  | 3A  | 12  |
| Leaf (ZE0E)  | 10.10→   | WP65  | WP40  |   | CT65  | CT40  | 3A  | 12  |
| Leaf (ZE1E)  | 01.18→   | WP65  | WP40  |   | CT65  | CT40  | 3A  | 12  |
| March  | 02.02→   | WP50  | WP45  |   | CT50  | CT45  | 3A  | 12  |
| March  | 03.10→   | WP53  | WP35  |   | CT53  | CT35  | 3A  | 12  |
| Maxima (A34)   | 02.03→05.08  | WP65  | WP40  |   | CT65  | CT40  | 3A  | 12  |
| Maxima (A35)   | 09.08→   | WP65  | WP43  |   | CT65  | CT43  | 3A  | 12  |
| Maxima QX (A32)  | 10.94→01.00  | WP53  | WP53  |   | CT53  | CT53  | 3A  | 12  |
| Maxima QX (CA33)   | 01.00→01.06  | WP65  | WP45  |   | CT65  | CT45  | 3A  | 12  |










| EASY SET OE & UP  |   |   | HYBRID  |   | REAR FLAT REAR PLASTIC  |   | WINTER  |   |   |   |
|---|---|---|---|---|---|---|---|---|---|---|
|  |  |  |  |  |  |  |  |  |  |  |
| SetUP5540   | E3  | 12  |   |   | RP14  | 5D  | W55   | W40   | 3A  | 12  |
| SetUP5348   | E3  | 12  |   |   |   |   | W53   | W48   | 3A  | 12  |
| SetUP5540   | E3  | 12  |   |   |   |   | W55   | W40   | 3A  | 12  |
|   |   |   |   |   |   |   | W65   | W45   | 3A  | 12  |
| SetUP6540   | E3  | 12  | H65   | H43   |   |   | W65   | W40   | 3A  | 12  |
| SetUP4545   | E3  | 12  |   |   |   |   | W45   | W45   | 3A  | 12  |
| SetUP5050   | E3  | 12  |   |   |   |   | W50   | W50   | 3A  | 12  |
|   |   |   |   |   |   |   | W65   | W45   | 3A  |   |
| SetUP5050   | E3  | 12  |   |   | RP12  | 5B  | W50   | W50   | 3A  | 12  |
|   |   |   |   |   |   |   | W65   | W40   | 3A  |   |
| SetUP5540   | E3  | 12  |   |   | RP14  | 5B  | W55   | W40   | 3A  | 12  |
|   |   |   |   |   |   |   | W45   | W45   | 3A  |   |
|   |   |   |   |   |   |   | W60   | W35   | 3A  |   |
|   |   |   |   |   |   |   | W60   | W60   | 3A  | 12  |
|   |   |   |   |   |   |   | W55   | W35   | 3A  | 12  |
|   |   |   |   |   |   |   | W55   | W35   | 3A  | 12  |
|   |   |   |   |   |   |   | W60   | W35   | 3A  | 26  |
|   |   |   |   |   |   |   | W65   | W40   | 3A  |   |
| SetUP5050   | E3  | 12  |   |   |   |   | W50   | W50   | 3A  | 12  |
|   |   |   |   |   |   |   | W65   | W35   | 3A  |   |
|   |   |   |   |   |   |   | W55   | W40   | 3A  |   |
| SetUP6540   | E3  | 12  | H65   | H40   | RP10  | 5B  | W65   | W40   | 3A  | 12  |
| SetUP6540   | E3  | 12  | H65   | H40   | RP14  | 5B  | W65   | W40   | 3A  | 12  |
|   |   |   |   |   |   |   | W50   | W45   | 3A  |   |
|   |   |   |   |   |   |   | W53   | W35   | 3A  |   |
| SetUP6540   | E3  | 12  |   |   |   |   | W65   | W40   | 3A  | 12  |
| SetUP6540   | E3  | 12  | H65   | H43   |   |   | W65   | W40   | 3A  | 12  |
| SetUP5353   | E3  | 12  |   |   |   |   | W53   | W53   | 3A  | 12  |
|   |   |   |   |   |   |   | W65   | W45   | 3A  | 12  |

# TOEPASSINGEN VOOR AUTO'S

| FOR/FÜR<br> |  31 | METAL   |   |   | CLEANTECH   |   |   |   |
|--|--|---|---|---|---|---|---|---|
|  |  |  |  |  |  |  |  |  |
| Micra (K11E)   | 08.92→07.00  | WP50  | WP45  | WP45  | CT50  | CT45  | 3A  | 12  |
| Micra (K11E)   | 07.00→10.02  | WP50  | WP45  |   | CT50  | CT45  | 3A  | 12  |
| Micra (K12E)   | 11.02→05.05  | WP53  | WP45  |   | CT53  | CT45  | 3A  | 12  |
| Micra (K12E)   | 06.05→10.10  | WP53  | WP45  |   | CT53  | CT45  | 3A  | 12  |
| Micra (K13K)   | 07.10→   | WP53  |   |   | CT53  |   | 3A  | 12  |
| Micra (K14FR)  | 01.17→   | WP65  |   |   | CT65  |   | 3A  | 12  |
| Micra CC (K12E)  | 09.05→10.10  | WP53  | WP45  |   | CT53  | CT45  | 3A  | 12  |
| Murano (Z50)   | 09.02→12.08  | WP65  | WP45  |   | CT65  | CT45  | 3A  | 12  |
| Murano (Z51)   | 06.08→   | WP65  | WP40  |   | CT65  | CT40  | 3A  | 12  |
| Murano (Z51)   | 09.12→   | WP65  | WP40  |   | CT65  | CT40  | 3A  | 12  |
| Murano (Z52R)  | 06.16→   | WP65  | WP45  |   | CT65  | CT45  | 3A  | 12  |
| Navara (D22)   | 06.00→   | WP48  | WP48  |   | CT48  | CT48  | 3A  | 12  |
| Navara (D40, D40M, D40T)   | 05.05→   | WP60  | WP48  |   | CT60  | CT48  | 3A  | 12  |
| Navara (D23M)  | 11.15→   | WP60  | WP40  |   | CT60  | CT40  | 3A  | 12  |
| Note (E11, E11E)   | 01.05→08.14  | WP60  |   |   | CT60  |   | 3A  | 12  |
| Note (E12)   | 08.13→   | WP65  |   |   | CT65  |   | 3A  | 12  |
| NP200  | 10.08→   | WP50  | WP50  |   | CT50  | CT50  | 3A  | 12  |
| NP300 (D22)  | 09.08→   | WP48  | WP48  |   | CT48  | CT48  | 3A  | 12  |
| NV200 (M20, M20M)  | 08.09→   | WP55  | WP40  |   | CT55  | CT40  | 3A  | 12  |
| NV300 (X82)  | 09.16→   |   |   |   | CT65  | CT48  | 3H-8  | 28  |
| NV400 (X62)  | 09.11→   | WP65  | WP65  |   | CT65  | CT65  | 3A  | 12  |
| Pathfinder (R50)   | 10.97→10.04  | WP55  | WP50  |   | CT55  | CT50  | 3A  | 12  |
| Pathfinder (R52R)  | 09.14→   | WP65  | WP43  |   | CT65  | CT43  | 3A  | 12  |
| Pathfinder (R51)   | 01.05→11.14  | WP60  | WP48  |   | CT60  | CT48  | 3A  | 12  |
| Patrol (Y62)   | 03.10→   | WP60  | WP45  |   | CT60  | CT45  | 3A  | 12  |
| Patrol GR (Y61)  | 10.97→03.10  | WP50  | WP50  | WP35  | CT50  | CT50  | 3A  | 12  |
| Pickup (D22)   | 02.97→   | WP48  | WP48  |   | CT48  | CT48  | 3A  | 12  |
| Pixo Hatchback (UA0)   | 03.09→   | WP55  |   |   | CT55  |   | 3A  | 12  |
| Primastar (X83)  | 07.02→   | WP60  | WP53  | WP35  | CT60  | CT53  | 3A  | 12  |

| EASY SET OE & UP  |   |   | HYBRID  |   | REAR FLAT<br>REAR PLASTIC   |   | WINTER  |   |   |   |
|---|---|---|---|---|---|---|---|---|---|---|
|  |  |  |  |  |  |  |  |  |  |  |
| SetUP5045   | E3  | 12  |   |   |   |   | W50   | W45   | 3A  | 12  |
| SetUP5045   | E3  | 12  |   |   |   |   | W50   | W45   | 3A  | 12  |
| SetUP5345   | E3  | 12  |   |   |   |   | W53   | W45   | 3A  | 12  |
| SetUP5345   | E3  | 12  |   |   |   |   | W53   | W45   | 3A  | 12  |
|   |   |   |   |   | RP12  | 5B  | W53   |   | 3A  | 12  |
|   |   |   | H65   |   |   |   | W65   |   | 3A  | 12  |
| SetUP5345   | E3  | 12  |   |   |   |   | W53   | W45   | 3A  | 12  |
|   |   |   |   |   | RP14  | 5B  | W65   | W45   | 3A  | 12  |
| SetUP6540   | E3  | 12  |   |   |   |   | W65   | W40   | 3A  | 12  |
| SetUP6540   | E3  | 12  |   |   | RP12  | 5B  | W65   | W40   | 3A  | 12  |
|   |   |   | H65   | H45   | RP12  | 5B  | W65   | W45   | 3A  | 12  |
| SetUP4848   | E3  | 12  |   |   |   |   | W48   | W48   | 3A  | 12  |
| SetUP6045   | E3  | 12  |   |   |   |   | W60   | W48   | 3A  | 12  |
| SetUP6040   | E3  | 12  |   |   |   |   | W60   | W40   | 3A  | 12  |
|   |   |   |   |   | RP12  | 5B  | W60   |   | 3A  | 12  |
|   |   |   |   |   | RP12  | 5B  | W65   |   | 3A  | 12  |
| SetUP5050   | E3  | 12  |   |   |   |   | W50   | W50   | 3A  | 12  |
| SetUP4848   | E3  | 12  |   |   |   |   | W48   | W48   | 3A  | 12  |
| SetUP5540   | E3  | 12  |   |   | RP14  | 5B  | W55   | W40   | 3A  | 12  |
| SetOE6548   | 3H-2  | 28  |   |   |   |   | W65   | W48   | 3H-8  | 28  |
|   |   |   |   |   |   |   | W65   | W65   | 3A  | 12  |
| SetUP5550   | E3  | 12  |   |   |   |   | W55   | W50   | 3A  | 12  |
| SetUP6540   | E3  | 12  | H65   | H43   |   |   | W65   | W40   | 3A  | 12  |
| SetUP6045   | E3  | 12  |   |   | RP12  | 5B  | W60   | W48   | 3A  | 12  |
| SetUP6045   | E3  | 12  |   |   | RP12  | 5B  | W60   | W45   | 3A  | 12  |
| SetUP5050   | E3  | 12  |   |   |   |   | W50   | W50   | 3A  | 12  |
| SetUP4848   | E3  | 12  |   |   |   |   | W48   | W48   | 3A  | 12  |
|   |   |   |   |   |   |   | W55   |   | 3A  | 12  |
| SetUP6053   | E3  | 12  |   |   |   |   | W60   | W53   | 3A  | 12  |










# TOEPASSINGEN VOOR AUTO'S











| FOR/FÜR<br> |  | METAL   |   |   | CLEANTECH   |   |   |   |
|--|---|---|---|---|---|---|---|---|
|  |   |  |  |  |  |  |  |  |
| Primera Hatchback (P11E)   | 06.96→12.01   | WP53  | WP50  | WP50  | CT53  | CT50  | 3A  | 12  |
| Primera Hatchback (P12E)   | 05.02→09.10   | WP65  | WP48  |   | CT65  | CT48  | 3A  | 12  |
| Primera Sedan (P11E)   | 06.96→12.01   | WP53  | WP50  | WP50  | CT53  | CT50  | 3A  | 12  |
| Primera Sedan (P12E)   | 12.01→09.10   | WP65  | WP48  |   | CT65  | CT48  | 3A  | 12  |
| Primera Wagon (P11E)   | 01.98→12.00   | WP53  | WP50  | WP40  | CT53  | CT50  | 3A  | 12  |
| Primera Wagon (P11E)   | 12.00→12.01   | WP53  | WP50  | WP35  | CT53  | CT50  | 3A  | 12  |
| Primera Wagon (P12E)   | 12.01→09.10   | WP65  | WP48  |   | CT65  | CT48  | 3A  | 12  |
| Pulsar (N15)   | 01.95→08.00   | WP50  | WP45  |   | CT50  | CT45  | 3A  | 12  |
| Pulsar (N16)   | 12.99→07.09   | WP55  | WP40  |   | CT55  | CT40  | 3A  | 12  |
| Pulsar (C13)   | 07.14→  |   |   |   | CT65  | CT35  | 3H-8  | 28  |
| Pulsar Hatchback (N15)   | 01.95→08.00   | WP50  | WP45  |   | CT50  | CT45  | 3A  | 12  |
| Qashqai (J10)  | 12.06→12.13   |   |   |   | CT60  | CT38  | 3A  | 26  |
| Qashqai (J11E, J11R)   | 12.13→  | WP65  | WP43  |   | CT65  | CT43  | 3A  | 12  |
| Qashqai+2 (JJ10)   | 08.08→12.13   |   |   |   | CT60  | CT38  | 3A  | 26  |
| Sentra (B17R, B17RR)   | 09.14→  |   |   |   | CT65  | CT35  | 3H-8  | 28  |
| Sentra (N16)   | 12.99→07.09   | WP55  | WP40  |   | CT55  | CT40  | 3A  | 12  |
| Serena (C23M)  | 07.92→11.01   | WP60  | WP60  | WP40  | CT60  | CT60  | 3A  | 12  |
| Sunny  | 10.98→10.04   | WP55  | WP40  | WP43  | CT55  | CT40  | 3A  | 12  |
| Sunny Neo (N18)  | 07.02→  | WP55  | WP40  |   | CT55  | CT40  | 3A  | 12  |
| Sylphy (G11)   | 02.08→10.12   | WP55  | WP43  |   | CT55  | CT43  | 3A  | 12  |
| Sylphy (B17)   | 11.12→  | WP65  | WP35  |   | CT65  | CT35  | 3A  | 12  |
| Teana  | 02.03→10.13   | WP60  | WP48  |   | CT60  | CT48  | 3A  | 12  |
| Teana  | 11.13→  | WP60  | WP48  |   | CT60  | CT48  | 3A  | 12  |
| Teana (J31, L41F)  | 02.03→  | WP60  | WP48  |   | CT60  | CT48  | 3A  | 12  |
| Teana (J32, J32R)  | 02.08→  | WP65  | WP43  |   | CT65  | CT43  | 3A  | 12  |
| Terrano (HS)   | 10.13→09.14   | WP50  | WP50  |   | CT50  | CT50  | 3A  | 12  |
| Terrano (D10)  | 03.14→11.14   | WP50  | WP50  |   | CT50  | CT50  | 3A  | 12  |
| Terrano (D10)  | 10.14→11.16   | WP60  | WP45  |   | CT60  | CT45  | 3A  | 12  |
| Terrano (D10)  | 12.16→  |   |   |   | CT60  | CT45  | 3A  | 12  |

























# TOEPASSINGEN VOOR AUTO'S

| FOR/FÜR<br> |  31 | METAL   |   |   | CLEANTECH   |   |   |   |
|--|--|---|---|---|---|---|---|---|
|  |  |  |  |  |  |  |  |  |
| Terrano I (WD21)   | 09.95→12.06  | WP53  | WP50  |   | CT53  | CT50  | 3A  | 12  |
| Terrano II (R20)   | 02.93→10.99  | WP53  | WP50  | WP28  | CT53  | CT50  | 3A  | 12  |
| Terrano II (R20)   | 11.99→   | WP53  | WP50  | WP28  | CT53  | CT50  | 3A  | 12  |
| Tiida (C11)  | 02.07→   | WP60  |   |   | CT60  |   | 3A  | 12  |
| Tiida (C13R)   | 04.15→   |   |   |   | CT65  | CT35  | 3H-8  | 28  |
| Tiida Hatchback (C11)  | 03.07→   | WP60  |   |   | CT60  |   | 3A  | 12  |
| Tiida Latio (SC11)   | 08.05→08.10  | WP60  |   |   | CT60  |   | 3A  | 12  |
| Vanette Cargo (C23M)   | 07.92→11.01  | WP60  | WP60  | WP40  | CT60  | CT60  | 3A  | 12  |
| Versa (C11)  | 09.10→08.12  | WP60  |   |   | CT60  |   | 3A  | 12  |
| X-Trail (T30)  | 10.00→08.07  | WP60  | WP40  | WP43  | CT60  | CT40  | 3A  | 12  |
| X-Trail (T31)  | 04.07→12.14  | WP60  | WP40  |   | CT60  | CT40  | 3A  | 12  |
| X-Trail (T32, T32R, T32RR)   | 04.14→   | WP65  | WP43  |   | CT65  | CT43  | 3A  | 12  |
| <b>OPEL</b>  |  |   |   |   |   |   |   |   |
| Adam   | 03.13→   |   |   |   | CT65  | CT40  | 3H-8  | 28  |
| Agila (A)  | 06.00→02.08  | WP50  | WP45  | WP35  | CT50  | CT45  | 3A  | 12  |
| Agila (B)  | 03.08→08.15  | WP55  | WP40  |   | CT55  | CT40  | 3A  | 12  |
| Ampera   | 10.11→   |   |   |   | CT65  | CT65  | 3H-8  | 28  |
| Antara   | 05.06→12.17  | WP60  | WP40  |   | CT60  | CT40  | 3A  | 12  |
| Arena  | 03.98→08.01  | WP50  | WP50  |   | CT50  | CT50  | 3A  | 12  |
| Astra (F)  | 09.91→08.98  | WP45  | WP45  | WP45  | CT45  | CT45  | 3A  | 12  |
| Astra (G)  | 09.97→02.98  | WP50  | WP48  | WP40  | CT50  | CT48  | 3A  | 12  |
| Astra (G)  | 03.98→07.09  | WP50  | WP48  |   | CT50  | CT48  | 3A  | 12  |
| Astra (H)  | 03.04→08.13  |   |   |   | CT55  | CT45  | 3B-2  | 41  |
| Astra (J)  | 09.09→   |   |   |   | CT70  | CT60  | 3H-8  | 28  |
| Astra (K)  | 09.15→   |   |   |   | CT70  | CT60  | 3H-8  | 28  |
| Astra Cabrio (F)   | 09.91→08.98  | WP45  | WP45  |   | CT45  | CT45  | 3A  | 12  |
| Astra Cabrio (G)   | 09.97→08.05  | WP50  | WP48  |   | CT50  | CT48  | 3A  | 12  |
| Astra Caravan (F)  | 09.91→08.98  | WP45  | WP45  | WP35  | CT45  | CT45  | 3A  | 12  |
| Astra Caravan (G)  | 09.97→07.09  | WP50  | WP48  |   | CT50  | CT48  | 3A  | 12  |










| EASY SET OE & UP  |   |   | HYBRID  |   | REAR FLAT<br>REAR PLASTIC   |   | WINTER  |   |   |   |
|---|---|---|---|---|---|---|---|---|---|---|
|  |  |  |  |  |  |  |  |  |  |  |
| SetUP5348   | E3  | 12  |   |   |   |   | W53   | W50   | 3A  | 12  |
| SetUP5348   | E3  | 12  |   |   |   |   | W53   | W50   | 3A  | 12  |
| SetUP5348   | E3  | 12  |   |   |   |   | W53   | W50   | 3A  | 12  |
|   |   |   |   |   |   |   | W60   |   | 3A  | 12  |
|   |   |   |   |   |   |   | W65   | W35   | 3H-8  | 28  |
|   |   |   |   |   | RP14  | 5D  | W60   |   | 3A  | 12  |
|   |   |   |   |   |   |   | W60   |   | 3A  | 12  |
|   |   |   |   |   |   |   | W60   | W60   | 3A  | 12  |
|   |   |   |   |   | RP14  | 5D  | W60   |   | 3A  | 12  |
| SetUP6040   | E3  | 12  |   |   |   |   | W60   | W40   | 3A  | 12  |
| SetUP6040   | E3  | 12  |   |   | RP14  | 5B  | W60   | W40   | 3A  | 12  |
| SetUP6540   | E3  | 12  | H65   | H43   |   |   | W65   | W40   | 3A  | 12  |
|   |   |   |   |   |   |   |   |   |   |   |
| SetOE6540   | 3H-2  | 28  |   |   |   |   | W65   | W40   | 3H-8  | 28  |
| SetUP5045   | E3  | 12  |   |   |   |   | W50   | W45   | 3A  | 12  |
| SetUP5540   | E3  | 12  |   |   | RP10  | 5B  | W55   | W40   | 3A  | 12  |
|   |   |   |   |   |   |   | W65   | W65   | 3H-8  | 28  |
| SetUP6040   | E3  | 12  |   |   |   |   | W60   | W40   | 3A  | 12  |
| SetUP5050   | E3  | 12  |   |   |   |   | W50   | W50   | 3A  | 12  |
| SetUP4545   | E3  | 12  |   |   |   |   | W45   | W45   | 3A  | 12  |
| SetUP5045   | E3  | 12  |   |   |   |   | W50   | W48   | 3A  | 12  |
| SetUP5045   | E3  | 12  |   |   |   |   | W50   | W48   | 3A  | 12  |
| SetOE5545   | 3B-2  | 41  |   |   |   |   | W55   | W45   | 3B-2  | 41  |
|   |   |   |   |   |   |   |   |   |   |   |
| SetUP4545   | E3  | 12  |   |   |   |   | W45   | W45   | 3A  | 12  |
| SetUP5045   | E3  | 12  |   |   |   |   | W50   | W48   | 3A  | 12  |
| SetUP4545   | E3  | 12  |   |   |   |   | W45   | W45   | 3A  | 12  |
| SetUP5045   | E3  | 12  |   |   | RP12  | 5E  | W50   | W48   | 3A  | 12  |












# TOEPASSINGEN VOOR AUTO'S

| FOR/FÜR<br> |  31 | METAL   |   |   | CLEANTECH   |   |   |   |
|--|--|---|---|---|---|---|---|---|
|  |  |  |  |  |  |  |  |  |
| Astra Caravan (H)  | 08.04→08.13  |   |   |   | CT55  | CT45  | 3B-2  | 41  |
| Astra Classic (F)  | 09.97→08.02  | WP50  | WP48  | WP40  | CT50  | CT48  | 3A  | 12  |
| Astra Classic Caravan (F)  | 09.97→08.02  | WP50  | WP48  | WP40  | CT50  | CT48  | 3A  | 12  |
| Astra Coupé (G)  | 09.97→02.05  | WP50  | WP48  |   | CT50  | CT48  | 3A  | 12  |
| Astra GTC (H)  | 03.05→09.09  | WP55  | WP45  |   | CT55  | CT45  | 3A  | 12  |
| Astra GTC (H)  | 03.05→09.09  |   |   |   | CT55  | CT45  | 3B-2  | 41  |
| Astra GTC (J)  | 09.11→   |   |   |   | CT70  | CT60  | 3H-8  | 28  |
| Astra Sedan (J)  | 09.12→   |   |   |   | CT70  | CT60  | 3H-8  | 28  |
| Astra Sports Tourer (J)  | 09.10→   |   |   |   | CT70  | CT60  | 3H-8  | 28  |
| Astra Sports Tourer (K)  | 02.16→   |   |   |   | CT70  | CT60  | 3H-8  | 28  |
| Astra TwinTop (H)  | 09.05→10.10  |   |   |   | CT55  | CT45  | 3B-2  | 41  |
| Calibra  | 06.90→03.97  | WP48  | WP48  | WP48  | CT48  | CT48  | 3A  | 12  |
| Cascada  | 03.13→   |   |   |   | CT70  | CT60  | 3H-8  | 28  |
| Combo  | 09.94→10.01  | WP45  | WP45  | WP35  | CT45  | CT45  | 3A  | 12  |
| Combo (Tour)   | 10.01→01.12  | WP50  | WP40  | WP35  | CT50  | CT40  | 3A  | 12  |
| Combo (D)  | 02.12→   |   |   |   | CT60  | CT40  | 3H-8  | 28  |
| Corsa (B)  | 03.93→09.00  | WP45  | WP45  | WP40  | CT45  | CT45  | 3A  | 12  |
| Corsa (C)  | 09.00→09.06  | WP50  | WP45  |   | CT50  | CT45  | 3A  | 12  |
| Corsa (D)  | 07.06→08.15  |   |   |   | CT65  | CT40  | 3A  | 26  |
| Corsa (E)  | 10.14→   |   |   |   | CT65  | CT40  | 3A  | 26  |
| Crossland X  | 01.17→   |   |   |   | CT65  | CT40  | 3H-8  | 27  |
| Frontera (A, B)  | 09.91→09.04  | WP48  | WP48  | WP35  | CT48  | CT48  | 3A  | 12  |
| Grandland X  | 10.17→   |   |   |   | CT70  | CT43  | 3H-8  | 28  |
| GT (B)   | 06.07→12.09  | WP55  | WP40  |   | CT55  | CT40  | 3A  | 12  |
| Insignia (A)   | 09.08→   | WP60  | WP45  |   | CT60  | CT45  | 3A  | 12  |
| Insignia Grand Sport (B)   | 03.17→   | WP60  | WP50  |   | CT60  | CT50  | 3A  | 12  |
| Insignia Sports Tourer (A)   | 02.09→   | WP60  | WP45  |   | CT60  | CT45  | 3A  | 12  |
| Insignia Sports Tourer (B)   | 03.17→   | WP60  | WP50  |   | CT60  | CT50  | 3A  | 12  |
| Meriva (A)   | 03.03→03.10  | WP60  | WP55  |   | CT60  | CT55  | 3A  | 12  |










| EASY SET OE & UP  |   |   | HYBRID  |   | REAR FLAT<br>REAR PLASTIC   |   | WINTER  |   |   |   |
|---|---|---|---|---|---|---|---|---|---|---|
|  |  |  |  |  |  |  |  |  |  |  |
| SetOE5545   | 3B-2  | 41  |   |   |   |   | W55   | W45   | 3B-2  | 41  |
| SetUP5045   | E3  | 12  |   |   |   |   | W50   | W48   | 3A  | 12  |
| SetUP5045   | E3  | 12  |   |   |   |   | W50   | W48   | 3A  | 12  |
| SetUP5045   | E3  | 12  |   |   |   |   | W50   | W48   | 3A  | 12  |
| SetUP5345   | E3  | 12  |   |   |   |   | W55   | W45   | 3A  | 12  |
| SetOE5545   | 3B-2  | 41  |   |   |   |   | W55   | W45   | 3B-2  | 41  |
|   |   |   |   |   |   |   |   |   |   |   |
|   |   |   |   |   |   |   |   |   |   |   |
| SetOE5545   | 3B-2  | 41  |   |   |   |   | W55   | W45   | 3B-2  | 41  |
| SetUP4848   | E3  | 12  |   |   |   |   | W48   | W48   | 3A  | 12  |
|   |   |   |   |   |   |   |   |   |   |   |
| SetUP4545   | E3  | 12  |   |   |   |   | W45   | W45   | 3A  | 12  |
|   |   |   |   |   |   |   | W50   | W40   | 3A  | 12  |
| SetOE6040   | 3H-2  | 28  |   |   | RF15  | 7A+7C   | W60   | W40   | 3H-8  | 28  |
| SetUP4545   | E3  | 12  |   |   |   |   | W45   | W45   | 3A  | 12  |
| SetUP5045   | E3  | 12  |   |   |   |   | W50   | W45   | 3A  | 12  |
|   |   |   |   |   |   |   | W65   | W40   | 3A  | 26  |
|   |   |   |   |   |   |   | W65   | W40   | 3A  | 26  |
| SetOE6540   | 3H-2  | 27  |   |   |   |   | W65   | W40   | 3H-8  | 27  |
| SetUP4848   | E3  | 12  |   |   |   |   | W48   | W48   | 3A  | 12  |
|   |   |   |   |   |   |   |   |   |   |   |
| SetUP5540   | E3  | 12  |   |   |   |   | W55   | W40   | 3A  | 12  |
| SetUP6045   | E3  | 12  | H60   | H45   |   |   | W60   | W45   | 3A  | 12  |
|   |   |   |   |   |   |   | W60   | W50   | 3A  | 12  |
| SetUP6045   | E3  | 12  | H60   | H45   |   |   | W60   | W45   | 3A  | 12  |
|   |   |   | H60   | H50   |   |   | W60   | W50   | 3A  | 12  |
| SetUP6053   | E3  | 12  |   |   |   |   | W60   | W55   | 3A  | 12  |

# TOEPASSINGEN VOOR AUTO'S












| FOR/FÜR<br> |  | METAL   |   |   | CLEANTECH   |   |   |   |
|--|---|---|---|---|---|---|---|---|
|  |   |  |  |  |  |  |  |  |
| Meriva (B)   | 04.10→  |   |   |   | CT70  | CT58  | 3H-8  | 28  |
| Mokka, Mokka X   | 09.12→  |   |   |   | CT65  | CT35  | 3H-8  | 28  |
| Monterey (A)   | 09.91→12.97   | WP50  | WP50  | WP35  | CT50  | CT50  | 3A  | 12  |
| Movano (A)   | 06.98→06.10   | WP60  | WP60  |   | CT60  | CT60  | 3A  | 12  |
| Movano (B)   | 04.10→  | WP65  | WP65  |   | CT65  | CT65  | 3A  | 12  |
| Omega (B)  | 09.93→09.03   | WP60  | WP48  | WP35  | CT60  | CT48  | 3A  | 12  |
| Signum   | 05.03→09.08   | WP60  | WP48  |   | CT60  | CT48  | 3A  | 12  |
| Sintra   | 09.96→09.99   | WP60  | WP55  |   | CT60  | CT55  | 3A  | 12  |
| Tigra (A)  | 09.94→08.99   | WP45  | WP45  | WP50  | CT45  | CT45  | 3A  | 12  |
| Tigra TwinTop (B)  | 06.04→12.09   | WP50  | WP45  |   | CT50  | CT45  | 3A  | 12  |
| Vectra (C)   | 09.01→10.08   | WP60  | WP48  |   | CT60  | CT48  | 3A  | 12  |
| Vectra (B)   | 09.95→09.03   | WP48  | WP48  | WP48  | CT48  | CT48  | 3A  | 12  |
| Vectra Caravan (B)   | 09.95→09.03   | WP48  | WP48  | WP35  | CT48  | CT48  | 3A  | 12  |
| Vectra Caravan (C)   | 09.03→10.08   | WP60  | WP48  |   | CT60  | CT48  | 3A  | 12  |
| Vivaro (A)   | 03.01→08.14   | WP60  | WP53  | WP35  | CT60  | CT53  | 3A  | 12  |
| Vivaro (B)   | 10.14→  |   |   |   | CT65  | CT48  | 3H-8  | 28  |
| Zafira (A)   | 03.99→07.05   | WP60  | WP55  |   | CT60  | CT55  | 3A  | 12  |
| Zafira (B)   | 07.05→08.15   |   |   |   | CT70  | CT55  | 3A  | 26  |
| Zafira Tourer (C)  | 01.12→  |   |   |   | CT80  | CT70  | 3H-8  | 28  |
| <b>PEUGEOT</b>   |   |   |   |   |   |   |   |   |
| 106 (S1)   | 09.91→04.96   | WP50  | WP45  | WP40  | CT50  | CT45  | 3A  | 12  |
| 106 (S2)   | 07.95→09.99   | WP50  | WP45  |   | CT50  | CT45  | 3A  | 12  |
| 106 (S2)   | 10.99→05.05   | WP50  | WP45  |   | CT50  | CT45  | 3A  | 12  |
| 107 (B0)   | 06.05→12.14   | WP65  |   |   | CT65  |   | 3A  | 12  |
| 108 (B3)   | 02.14→  |   |   |   | CT65  |   | 3A  | 26  |
| 206 (T1)   | 06.98→02.09   | WP65  | WP40  |   | CT65  | CT40  | 3A  | 12  |
| 207 (A7)   | 05.06→04.12   |   |   |   | CT65  | CT43  | 3B-2  | 41  |
| 208  | 01.12→  |   |   |   | CT65  | CT40  | 3H-8  | 28  |
| 301  | 09.12→  |   |   |   | CT60  | CT40  | 3F  | 1   |

| EASY SET OE & UP  |   |   | HYBRID  |   | REAR FLAT<br>REAR PLASTIC   |   | WINTER  |   |   |   |
|---|---|---|---|---|---|---|---|---|---|---|
|  |  |  |  |  |  |  |  |  |  |  |
|   |   |   |   |   |   |   | W65   | W35   | 3H-8  | 28  |
| SetUP5050   | E3  | 12  |   |   |   |   | W50   | W50   | 3A  | 12  |
|   |   |   |   |   |   |   | W60   | W60   | 3A  | 12  |
|   |   |   |   |   |   |   | W65   | W65   | 3A  | 12  |
| SetUP6045   | E3  | 12  |   |   |   |   | W60   | W48   | 3A  | 12  |
| SetUP6045   | E3  | 12  |   |   |   |   | W60   | W48   | 3A  | 12  |
| SetUP6053   | E3  | 12  |   |   |   |   | W60   | W55   | 3A  | 12  |
| SetUP4545   | E3  | 12  |   |   |   |   | W45   | W45   | 3A  | 12  |
| SetUP5045   | E3  | 12  |   |   |   |   | W50   | W45   | 3A  | 12  |
| SetUP6045   | E3  | 12  |   |   | RF16  | 7A+7C   | W60   | W48   | 3A  | 12  |
| SetUP4848   | E3  | 12  |   |   |   |   | W48   | W48   | 3A  | 12  |
| SetUP4848   | E3  | 12  |   |   |   |   | W48   | W48   | 3A  | 12  |
| SetUP6045   | E3  | 12  |   |   |   |   | W60   | W48   | 3A  | 12  |
| SetUP6053   | E3  | 12  |   |   |   |   | W60   | W53   | 3A  | 12  |
| SetOE6548   | 3H-2  | 28  |   |   |   |   | W65   | W48   | 3H-8  | 28  |
| SetUP6053   | E3  | 12  |   |   |   |   | W60   | W55   | 3A  | 12  |
|   |   |   |   |   | RP14  | 5D  |   |   |   |   |
|   |   |   |   |   |   |   |   |   |   |   |
| SetUP5045   | E3  | 12  |   |   |   |   | W50   | W45   | 3A  | 12  |
| SetUP5045   | E3  | 12  |   |   | RP14  | 5D  | W50   | W45   | 3A  | 12  |
| SetUP5045   | E3  | 12  |   |   |   |   | W50   | W45   | 3A  | 12  |
|   |   |   |   |   |   |   | W65   |   | 3A  | 12  |
|   |   |   |   |   | RP12  | 5A  | W65   |   | 3A  | 26  |
| SetUP6540   | E3  | 12  |   |   | RP14  | 5D  | W65   | W40   | 3A  | 12  |
| SetOE6540   | 3B-2  | 41  |   |   |   |   | W65   | W40   | 3B-2  | 41  |
| SetOE6540   | 3H-2  | 28  |   |   | RP14  | 5D  | W65   | W40   | 3H-8  | 28  |
| SetOE6040   | 3F  | 1   |   |   |   |   | W60   | W40   | 3F  | 1   |










# TOEPASSINGEN VOOR AUTO'S












| FOR/FÜR<br> |  | METAL   |   |   | CLEANTECH   |   |   |   |
|--|---|---|---|---|---|---|---|---|
|  |   |  |  |  |  |  |  |  |
| 306 (N3)   | 01.93→04.97   | WP55  | WP50  | WP50  | CT55  | CT50  | 3A  | 12  |
| 306 (N5)   | 05.97→12.98   | WP55  | WP50  | WP50  | CT55  | CT50  | 3A  | 12  |
| 306 (N5)   | 01.99→10.03   | WP55  | WP50  |   | CT55  | CT50  | 3A  | 12  |
| 307 (T5)   | 08.00→05.05   | WP65  | WP65  |   | CT65  | CT65  | 3A  | 12  |
| 307 (T5)   | 10.04→05.05   |   |   |   | CT70  | CT65  | 3A  | 26  |
| 307 (T6)   | 06.05→08.07   |   |   |   | CT70  | CT65  | 3A  | 26  |
| 308 (T7)   | 09.07→06.13   |   |   |   | CT75  | CT65  | 3H-8  | 28  |
| 406 (D8)   | 10.95→03.99   | WP60  | WP53  | WP45  | CT60  | CT53  | 3A  | 12  |
| 406 (D9)   | 04.99→06.04   | WP60  | WP53  |   | CT60  | CT53  | 3A  | 12  |
| 407 (D2)   | 05.04→02.11   |   |   |   | CT70  | CT70  | 3B-2  | 41  |
| 408  | 12.09→  |   |   |   | CT75  | CT65  | 3H-8  | 28  |
| 508  | 10.10→  |   |   |   | CT65  | CT65  | 3H-8  | 28  |
| 605 (Y30)  | 06.89→05.99   | WP55  | WP55  |   | CT55  | CT55  | 3A  | 12  |
| 806 (U60)  | 06.94→08.02   | WP65  | WP50  | WP40  | CT65  | CT50  | 3A  | 12  |
| 807 (V2)   | 06.02→07.05   | WP65  | WP65  |   | CT65  | CT65  | 3A  | 12  |
| 807 (V2)   | 08.05→12.13   | WP65  | WP65  |   | CT65  | CT65  | 3A  | 12  |
| 1007 (A08)   | 04.05→02.11   | WP60  | WP45  |   | CT60  | CT45  | 3A  | 12  |
| 4007 (I3)  | 09.07→11.12   | WP60  | WP53  |   | CT60  | CT53  | 3A  | 12  |
| 2008   | 03.13→  |   |   |   | CT65  | CT40  | 3H-8  | 28  |
| 206 CC (T1)  | 09.00→03.07   | WP65  | WP40  |   | CT65  | CT40  | 3A  | 12  |
| 206 SW (T1)  | 03.02→12.06   | WP65  | WP40  |   | CT65  | CT40  | 3A  | 12  |
| 206+ (T3)  | 03.09→05.13   | WP65  | WP40  |   | CT65  | CT40  | 3A  | 12  |
| 207 CC (A7)  | 03.07→06.15   |   |   |   | CT65  | CT43  | 3B-2  | 41  |
| 207 SW (A7)  | 06.07→12.13   |   |   |   | CT65  | CT43  | 3B-2  | 41  |
| 207+ (A7)  | 11.12→06.15   |   |   |   | CT65  | CT43  | 3B-2  | 41  |
| 3008 I (T8)  | 05.09→12.16   |   |   |   | CT80  | CT70  | 3H-8  | 28  |
| 3008 II (P84)  | 07.16→  |   |   |   | CT70  | CT40  | 3H-8  | 27  |
| 306 Break (N5)   | 05.97→03.02   | WP55  | WP50  |   | CT55  | CT50  | 3A  | 12  |
| 306 Cabriolet (N3, N5)   | 01.93→10.03   | WP55  | WP50  |   | CT55  | CT50  | 3A  | 12  |












| EASY SET OE & UP  |   |   | HYBRID  |   | REAR FLAT<br>REAR PLASTIC   |   | WINTER  |   |   |   |
|---|---|---|---|---|---|---|---|---|---|---|
|  |  |  |  |  |  |  |  |  |  |  |
| SetUP5550   | E3  | 12  |   |   |   |   | W55   | W50   | 3A  | 12  |
| SetUP5550   | E3  | 12  |   |   |   |   | W55   | W50   | 3A  | 12  |
| SetUP5550   | E3  | 12  |   |   |   |   | W55   | W50   | 3A  | 12  |
|   |   |   |   |   | RP14  | 5D  | W65   | W65   | 3A  | 12  |
|   |   |   |   |   | RP14  | 5D  |   |   |   |   |
|   |   |   |   |   | RP14  | 5D  |   |   |   |   |
| SetUP6053   | E3  | 12  |   |   |   |   | W60   | W53   | 3A  | 12  |
| SetUP6053   | E3  | 12  |   |   |   |   | W60   | W53   | 3A  | 12  |
| SetOE7070   | 3B-2  | 41  |   |   |   |   |   |   |   |   |
|   |   |   |   |   |   |   | W65   | W65   | 3H-8  | 28  |
| SetUP5550   | E3  | 12  |   |   |   |   | W55   | W55   | 3A  | 12  |
|   |   |   |   |   |   |   | W65   | W50   | 3A  | 12  |
|   |   |   |   |   | RP14  | 5D  | W65   | W65   | 3A  | 12  |
|   |   |   |   |   | RP14  | 5D  | W65   | W65   | 3A  | 12  |
| SetUP6045   | E3  | 12  |   |   |   |   | W60   | W45   | 3A  | 12  |
| SetUP6053   | E3  | 12  | H60   | H53   | RP12  | 5B  | W60   | W53   | 3A  | 12  |
| SetOE6540   | 3H-2  | 28  |   |   | RP12  | 5E  | W65   | W40   | 3H-8  | 28  |
| SetUP6540   | E3  | 12  |   |   |   |   | W65   | W40   | 3A  | 12  |
| SetUP6540   | E3  | 12  |   |   |   |   | W65   | W40   | 3A  | 12  |
| SetUP6540   | E3  | 12  |   |   | RP14  | 5D  | W65   | W40   | 3A  | 12  |
| SetOE6540   | 3B-2  | 41  |   |   |   |   | W65   | W40   | 3B-2  | 41  |
| SetOE6540   | 3B-2  | 41  |   |   |   |   | W65   | W40   | 3B-2  | 41  |
| SetOE6540   | 3B-2  | 41  |   |   |   |   | W65   | W40   | 3B-2  | 41  |
| SetUP5550   | E3  | 12  |   |   |   |   | W55   | W50   | 3A  | 12  |
| SetUP5550   | E3  | 12  |   |   |   |   | W55   | W50   | 3A  | 12  |












# TOEPASSINGEN VOOR AUTO'S

| FOR/FÜR<br> |  31 | METAL   |   |   | CLEANTECH   |   |   |   |
|--|--|---|---|---|---|---|---|---|
|  |  |  |  |  |  |  |  |  |
| 307 Break/SW (T5)  | 03.02→05.05  | WP65  | WP65  |   | CT65  | CT65  | 3A  | 12  |
| 307 Break/SW (T5)  | 10.04→05.05  |   |   |   | CT70  | CT65  | 3A  | 26  |
| 307 Break/SW (T6)  | 06.05→12.09  |   |   |   | CT70  | CT65  | 3A  | 26  |
| 307 CC (T5)  | 10.03→05.05  |   |   |   | CT70  | CT60  | 3A  | 26  |
| 307 CC (T6)  | 06.05→03.09  |   |   |   | CT70  | CT65  | 3A  | 26  |
| 308 CC (T7)  | 03.09→04.15  |   |   |   | CT75  | CT65  | 3H-8  | 28  |
| 308 II (T9)  | 07.13→   |   |   |   | CT60  | CT45  | 3H-8  | 28  |
| 308 SW (T7)  | 05.08→01.14  |   |   |   | CT75  | CT65  | 3H-8  | 28  |
| 308 SW II (T9)   | 01.14→   |   |   |   | CT60  | CT45  | 3H-8  | 28  |
| 4008   | 03.12→   | WP60  | WP53  |   | CT60  | CT53  | 3A  | 12  |
| 406 Break (D8, D9)   | 10.96→06.04  | WP60  | WP53  |   | CT60  | CT53  | 3A  | 12  |
| 406 Coupé (D8, D9)   | 03.97→02.05  | WP65  | WP50  |   | CT65  | CT50  | 3A  | 12  |
| 407 Coupé (D2)   | 10.05→12.11  |   |   |   | CT70  | CT70  | 3B-2  | 41  |
| 407 SW (D2)  | 05.04→02.11  |   |   |   | CT70  | CT70  | 3B-2  | 41  |
| 5008 I (T8)  | 09.09→   |   |   |   | CT80  | CT70  | 3H-8  | 28  |
| 5008 II (P87)  | 01.17→   |   |   |   | CT70  | CT40  | 3H-8  | 27  |
| 508 RXH  | 09.11→   |   |   |   | CT65  | CT65  | 3H-8  | 28  |
| 508 SW   | 10.10→   |   |   |   | CT65  | CT65  | 3H-8  | 28  |
| Bipper (A9)  | 02.08→   |   |   |   | CT65  | CT48  | 3F  | 1   |
| Boxer (U3)   | 02.94→02.02  | WP55  | WP53  |   | CT55  | CT53  | 3A  | 12  |
| Boxer (U5)   | 02.02→05.06  | WP55  | WP53  |   | CT55  | CT53  | 3A  | 12  |
| Boxer (U9)   | 06.06→   |   |   |   | CT65  | CT55  | 3H-8  | 28  |
| Expert (U64)   | 09.95→01.07  | WP65  | WP50  |   | CT65  | CT50  | 3A  | 12  |
| Expert (G9)  | 02.07→   | WP65  | WP50  |   | CT65  | CT50  | 3A  | 12  |
| Expert (K0)  | 03.16→   |   |   |   | CT65  | CT50  | 3F  | 1   |
| ION  | 10.10→   | WP70  |   |   | CT70  |   | 3A  | 12  |
| Partner (M4)   | 07.96→08.02  | WP55  | WP53  | WP40  | CT55  | CT53  | 3A  | 12  |
| Partner (M5)   | 09.02→10.11  | WP55  | WP53  |   | CT55  | CT53  | 3A  | 12  |
| Partner (B9)   | 05.08→   |   |   |   | CT65  | CT40  | 3H-8  | 28  |










| EASY SET OE & UP  |   |   | HYBRID  |   | REAR FLAT<br>REAR PLASTIC   |   | WINTER  |   |   |   |
|---|---|---|---|---|---|---|---|---|---|---|
|  |  |  |  |  |  |  |  |  |  |  |
|   |   |   |   |   | RP14  | 5D  | W65   | W65   | 3A  | 12  |
|   |   |   |   |   | RP14  | 5D  |   |   |   |   |
|   |   |   |   |   | RP14  | 5D  |   |   |   |   |
|   |   |   |   |   |   |   |   |   |   |   |
|   |   |   |   |   |   |   |   |   |   |   |
| SetOE6045   | 3H-2  | 28  |   |   |   |   | W60   | W45   | 3H-8  | 28  |
|   |   |   |   |   | RP12  | 5E  |   |   |   |   |
| SetOE6045   | 3H-2  | 28  |   |   |   |   | W60   | W45   | 3H-8  | 28  |
| SetUP6053   | E3  | 12  | H60   | H53   | RP10  | 5B  | W60   | W53   | 3A  | 12  |
| SetUP6053   | E3  | 12  |   |   |   |   | W60   | W53   | 3A  | 12  |
|   |   |   |   |   |   |   | W65   | W50   | 3A  | 12  |
| SetOE7070   | 3B-2  | 41  |   |   |   |   |   |   |   |   |
| SetOE7070   | 3B-2  | 41  |   |   | RP12  | 5E  |   |   |   |   |
|   |   |   |   |   | RP12  | 5E  |   |   |   |   |
|   |   |   |   |   | RP12  | 5E  |   |   |   |   |
|   |   |   |   |   |   |   | W65   | W65   | 3H-8  | 28  |
|   |   |   |   |   |   |   | W65   | W65   | 3H-8  | 28  |
| SetOE6548   | 3F  | 1   |   |   |   |   | W65   | W48   | 3F  | 1   |
| SetUP5553   | E3  | 12  |   |   |   |   | W55   | W53   | 3A  | 12  |
| SetUP5553   | E3  | 12  |   |   |   |   | W55   | W53   | 3A  | 12  |
| SetOE6555   | 3H-2  | 28  |   |   |   |   | W65   | W55   | 3H-8  | 28  |
|   |   |   |   |   |   |   | W65   | W50   | 3A  | 12  |
|   |   |   |   |   | RP14  | 5D  | W65   | W50   | 3A  | 12  |
| SetOE6548   | 3F  | 1   |   |   | RP12  | 5E  | W65   | W50   | 3F  | 1   |
|   |   |   | H70   |   | RP12  | 5B  |   |   |   |   |
| SetUP5553   | E3  | 12  |   |   |   |   | W55   | W53   | 3A  | 12  |
| SetUP5553   | E3  | 12  |   |   |   |   | W55   | W53   | 3A  | 12  |
| SetOE6540   | 3H-2  | 28  |   |   | RP14  | 5D  | W65   | W40   | 3H-8  | 28  |












# TOEPASSINGEN VOOR AUTO'S

| FOR/FÜR<br> |  31 | METAL   |   |   | CLEANTECH   |   |   |   |
|--|--|---|---|---|---|---|---|---|
|  |  |  |  |  |  |  |  |  |
| Ranch (M4)   | 07.97→08.02  | WP55  | WP53  | WP40  | CT55  | CT53  | 3A  | 12  |
| RCZ (T75)  | 01.10→   |   |   |   | CT65  | CT65  | 3H-8  | 28  |
| Traveller (K0)   | 03.16→   |   |   |   | CT65  | CT50  | 3F  | 1   |
| <b>PORSCHE</b>   |  |   |   |   |   |   |   |   |
| 911 (993)  | 09.93→08.97  | WP45  | WP40  |   | CT45  | CT40  | 3A  | 12  |
| 911 (996)  | 09.97→07.04  | WP55  | WP53  | WP55  | CT55  | CT53  | 3A  | 12  |
| 911 (996T, GT2,3)  | 06.00→09.05  | WP55  | WP53  | WP55  | CT55  | CT53  | 3A  | 12  |
| 911 (997, 997GT3)  | 08.04→   | WP55  | WP53  |   | CT55  | CT53  | 3A  | 12  |
| 911 (991)  | 11.11→   |   |   |   | CT53  | CT58  | 3H-8  | 27  |
| 968  | 08.91→11.95  | WP48  | WP48  | WP50  | CT48  | CT48  | 3A  | 12  |
| Boxster (986, 987)   | 10.96→09.12  | WP55  | WP53  |   | CT55  | CT53  | 3A  | 12  |
| Boxster (981)  | 04.12→08.16  |   |   |   | CT53  | CT58  | 3H-8  | 27  |
| Boxster (718)  | 03.16→   |   |   |   | CT53  | CT58  | 3H-8  | 27  |
| Cayenne (9PA)  | 09.02→01.07  |   |   |   | CT65  | CT65  | 3B-2  | 41  |
| Cayenne (9PA)  | 02.07→08.10  |   |   |   | CT65  | CT65  | 3B-2  | 41  |
| Cayenne (92A)  | 09.10→   |   |   |   | CT65  | CT65  | 3B-2  | 41  |
| Cayenne (9YA)  | 09.17→   |   |   |   | CT65  | CT55  | 3H-8  | 27  |
| Cayman (987C)  | 11.05→12.12  | WP55  | WP53  |   | CT55  | CT53  | 3A  | 12  |
| Cayman (981C)  | 03.13→08.16  |   |   |   | CT53  | CT58  | 3H-8  | 27  |
| Cayman (718C)  | 09.16→   |   |   |   | CT53  | CT58  | 3H-8  | 27  |
| Macan (95B)  | 03.14→   |   |   |   | CT60  | CT50  | 3H-8  | 27  |
| Panamera (970)   | 03.09→08.13  | WP60  | WP53  |   | CT60  | CT53  | 3A  | 12  |
| Panamera (970)   | 09.13→10.16  |   |   |   | CT65  | CT50  | 3H-8  | 27  |
| Panamera (971)   | 09.16→   |   |   |   | CT60  | CT53  | 3H-8  | 27  |
| Panamera Sport Turismo (971)   | 03.17→   |   |   |   | CT60  | CT53  | 3H-8  | 27  |
| <b>RENAULT</b>   |  |   |   |   |   |   |   |   |
| 19 (X53)   | 09.88→12.01  | WP50  | WP50  | WP48  | CT50  | CT50  | 3A  | 12  |
| Alaskan (U3)   | 11.17→   | WP60  | WP40  |   | CT60  | CT40  | 3A  | 12  |
| Avantime (XEO)   | 09.01→12.03  | WP65  | WP45  |   | CT65  | CT45  | 3A  | 12  |










| EASY SET OE & UP  |   |   | HYBRID  |   | REAR FLAT<br>REAR PLASTIC   |   | WINTER  |   |   |   |
|---|---|---|---|---|---|---|---|---|---|---|
|  |  |  |  |  |  |  |  |  |  |  |
| SetUP5553   | E3  | 12  |   |   |   |   | W55   | W53   | 3A  | 12  |
|   |   |   |   |   |   |   | W65   | W65   | 3H-8  | 28  |
| SetOE6548   | 3F  | 1   |   |   | RP12  | 5E  | W65   | W50   | 3F  | 1   |
|   |   |   |   |   |   |   | W45   | W40   | 3A  | 12  |
| SetUP5553   | E3  | 12  |   |   |   |   | W55   | W53   | 3A  | 12  |
| SetUP5553   | E3  | 12  |   |   |   |   | W55   | W53   | 3A  | 12  |
| SetUP5553   | E3  | 12  |   |   |   |   | W55   | W53   | 3A  | 12  |
|   |   |   |   |   |   |   | W53   | W55   | 3H-8  | 27  |
| SetUP4848   | E3  | 12  |   |   |   |   | W48   | W48   | 3A  | 12  |
| SetUP5553   | E3  | 12  |   |   |   |   | W55   | W53   | 3A  | 12  |
|   |   |   |   |   |   |   | W53   | W55   | 3H-8  | 27  |
|   |   |   |   |   |   |   | W53   | W55   | 3H-8  | 27  |
| SetOE6565   | 3B-2  | 41  |   |   |   |   | W65   | W65   | 3B-2  | 41  |
| SetOE6565   | 3B-2  | 41  |   |   |   |   | W65   | W65   | 3B-2  | 41  |
| SetOE6565   | 3B-2  | 41  |   |   | RF15  | 7J  | W65   | W65   | 3B-2  | 41  |
| SetOE6555   | 3H-2  | 27  |   |   |   |   | W65   | W55   | 3H-8  | 27  |
| SetUP5553   | E3  | 12  |   |   |   |   | W55   | W53   | 3A  | 12  |
|   |   |   |   |   |   |   | W53   | W55   | 3H-8  | 27  |
|   |   |   |   |   |   |   | W53   | W55   | 3H-8  | 27  |
| SetOE6050   | 3H-2  | 27  |   |   | RF15  | 7A+7C   | W60   | W50   | 3H-8  | 27  |
| SetUP6053   | E3  | 12  |   |   |   |   | W60   | W53   | 3A  | 12  |
| SetOE6548   | 3H-2  | 27  |   |   | RF15  | 7A+7C   | W65   | W50   | 3H-8  | 27  |
| SetOE6053   | 3H-2  | 27  |   |   |   |   | W60   | W53   | 3H-8  | 27  |
| SetOE6053   | 3H-2  | 27  |   |   |   |   | W60   | W53   | 3H-8  | 27  |
|   |   |   |   |   |   |   | W60   | W53   | 3H-8  | 27  |
| SetUP5050   | E3  | 12  |   |   |   |   | W50   | W50   | 3A  | 12  |
| SetUP6040   | E3  | 12  | H60   | H40   |   |   | W60   | W40   | 3A  | 12  |
|   |   |   |   |   |   |   | W65   | W45   | 3A  | 12  |

# TOEPASSINGEN VOOR AUTO'S












| FOR/FÜR<br> |  31 | METAL   |   |   | CLEANTECH   |   |   |   |
|--|--|---|---|---|---|---|---|---|
|  |  |  |  |  |  |  |  |  |
| Captur (J5)  | 01.13→02.16  |   |   |   | CT65  | CT35  | 3F  | 1   |
| Captur (J5)  | 03.16→   |   |   |   | CT65  | CT35  | 3A  | 12  |
| Clio I (X57)   | 03.94→02.98  | WP50  | WP50  |   | CT50  | CT50  | 3A  | 12  |
| Clio II (BB./CB./SB.)  | 03.98→05.09  | WP53  | WP45  |   | CT53  | CT45  | 3A  | 12  |
| Clio II (Campus) (BB./CB./SB.)   | 06.09→12.15  |   |   |   | CT50  | CT45  | 3F  | 1   |
| Clio III (BR/CR)   | 06.05→05.07  |   |   |   | CT60  | CT40  | 3F  | 1   |
| Clio III (BR/CR)   | 06.07→12.15  |   |   |   | CT60  | CT40  | 3F  | 1   |
| Clio III Grandtour (KR)  | 08.07→12.15  |   |   |   | CT60  | CT40  | 3F  | 1   |
| Clio IV (BH)   | 05.12→   |   |   |   | CT65  | CT35  | 3F  | 1   |
| Clio IV Grandtour (KH)   | 11.12→   |   |   |   | CT50  | CT35  | 3F  | 1   |
| Dokker (FE/FK)   | 01.15→   |   |   |   | CT55  | CT40  | 3A  | 12  |
| Duster (HS)  | 10.11→09.14  | WP50  | WP50  |   | CT50  | CT50  | 3A  | 12  |
| Duster (HS)  | 10.14→11.16  | WP60  | WP45  |   | CT60  | CT45  | 3A  | 12  |
| Duster (HS)  | 12.16→   |   |   |   | CT60  | CT45  | 3A  | 12  |
| Espace II (J63)  | 01.91→09.96  | WP60  | WP60  | WP40  | CT60  | CT60  | 3A  | 12  |
| Espace III (JE0)   | 10.96→10.02  | WP65  | WP45  |   | CT65  | CT45  | 3A  | 12  |
| Espace IV (JK, JK0)  | 11.02→   |   |   |   | CT75  | CT65  | 3B-2  | 41  |
| Espace V (JR)  | 04.15→   |   |   |   | CT75  | CT70  | 3H-8  | 28  |
| Express, Extra, Rapid (F40)  | 09.94→10.97  | WP45  | WP45  |   | CT45  | CT45  | 3A  | 12  |
| Fluence (L38)  | 11.09→   |   |   |   | CT60  | CT40  | 3F  | 1   |
| Fluence (L38)  | 11.09→   | WP60  | WP40  |   | CT60  | CT40  | 3A  | 12  |
| Grand Scénic II (JM.)  | 05.03→11.04  |   |   |   | CT65  | CT55  | 3C+3C-B   | 29  |
| Grand Scénic II (JM.)  | 12.04→04.09  |   |   |   | CT65  | CT55  | 3F  | 1   |
| Grand Scénic III (J95)   | 05.09→   |   |   |   | CT75  | CT65  | 3F  | 1   |
| Grand Scénic IV (R9)   | 11.16→   |   |   |   | CT80  | CT70  | 3H-8  | 28  |
| Kadjar (HL)  | 06.15→   | WP65  | WP43  |   | CT65  | CT43  | 3A  | 12  |
| Kangoo I (FC./KC.)   | 10.97→12.07  | WP50  | WP50  |   | CT50  | CT50  | 3A  | 12  |
| Kangoo II (FW./KW.)  | 01.08→   | WP55  | WP53  |   | CT55  | CT53  | 3A  | 12  |
| Kangoo II (FW./KW.)  | 01.08→   |   |   |   | CT58  | CT53  | 3F  | 1   |

| EASY SET OE & UP  |   |   | HYBRID  |   | REAR FLAT REAR PLASTIC  |   | WINTER  |   |   |   |
|---|---|---|---|---|---|---|---|---|---|---|
|  |  |  |  |  |  |  |  |  |  |  |
|   |   |   |   |   | RP12  | 5E  | W65   | W35   | 3F  | 1   |
| SetUP5050   | E3  | 12  |   |   |   |   | W50   | W50   | 3A  | 12  |
| SetUP5345   | E3  | 12  |   |   |   |   | W53   | W45   | 3A  | 12  |
|   |   |   |   |   |   |   | W50   | W45   | 3F  | 1   |
| SetOE6040   | 3F  | 1   |   |   | RP14  | 5D  | W60   | W40   | 3F  | 1   |
| SetOE6040   | 3F  | 1   |   |   |   |   | W60   | W40   | 3F  | 1   |
| SetOE6040   | 3F  | 1   |   |   |   |   | W60   | W40   | 3F  | 1   |
|   |   |   |   |   | RF10  | 7A  | W65   | W35   | 3F  | 1   |
|   |   |   |   |   | RF10  | 7A  | W50   | W35   | 3F  | 1   |
| SetUP5050   | E3  | 12  |   |   |   |   | W50   | W50   | 3A  | 12  |
| SetUP6045   | E3  | 12  |   |   |   |   | W60   | W45   | 3A  | 12  |
|   |   |   |   |   |   |   | W60   | W60   | 3A  | 12  |
|   |   |   |   |   |   |   | W65   | W45   | 3A  | 12  |
|   |   |   |   |   | RP14  | 5D  |   |   |   |   |
| SetUP4545   | E3  | 12  |   |   |   |   | W45   | W45   | 3A  | 12  |
| SetOE6040   | 3F  | 1   |   |   |   |   | W60   | W40   | 3F  | 1   |
| SetUP6040   | E3  | 12  |   |   |   |   | W60   | W40   | 3A  | 12  |
| SetOE6555   | 3C+3C-B   | 29  |   |   |   |   |   |   |   |   |
| SetOE6555   | 3F  | 1   |   |   |   |   | W65   | W55   | 3F  | 1   |
| SetUP6540   | E3  | 12  | H65   | H43   |   |   | W65   | W40   | 3A  | 12  |
| SetUP5050   | E3  | 12  |   |   |   |   | W50   | W50   | 3A  | 12  |
| SetUP5553   | E3  | 12  |   |   |   |   | W55   | W53   | 3A  | 12  |
|   |   |   |   |   |   |   | W55   | W53   | 3F  | 1   |










# TOEPASSINGEN VOOR AUTO'S












| FOR/FÜR<br> |  31 | METAL   |   |   | CLEANTECH   |   |   |   |
|--|--|---|---|---|---|---|---|---|
|  |  |  |  |  |  |  |  |  |
| Koleos (HY.)   | 09.08→   |   |   |   | CT60  | CT48  | 3A  | 26  |
| Koleos (HC)  | 09.17→   | WP65  | WP40  |   | CT65  | CT40  | 3A  | 12  |
| Kwid   |  | WP60  |   |   | CT60  |   | 3A  | 12  |
| Laguna I (B56, 556)  | 01.94→03.01  | WP60  | WP45  | WP55  | CT60  | CT45  | 3A  | 12  |
| "Laguna I Grandtour (A56, K56, S56)"   | 02.95→02.01  | WP60  | WP45  |   | CT60  | CT45  | 3A  | 12  |
| Laguna II (BG.)  | 03.01→09.07  | WP60  | WP50  |   | CT60  | CT50  | 3A  | 12  |
| Laguna II Grandtour (KG.)  | 03.01→09.07  | WP60  | WP50  |   | CT60  | CT50  | 3A  | 12  |
| Laguna III (BT.)   | 07.07→   |   |   |   | CT65  | CT40  | 3F  | 1   |
| Laguna III Coupé (DT.)   | 02.08→   |   |   |   | CT65  | CT40  | 3F  | 1   |
| Laguna III Grandtour (KT.)   | 07.07→12.16  |   |   |   | CT65  | CT40  | 3F  | 1   |
| Latitude   | 09.10→   | WP60  | WP40  |   | CT60  | CT40  | 3A  | 12  |
| Lodgy  |  | WP55  | WP40  |   | CT55  | CT40  | 3A  | 12  |
| Logan I (LS)   | 07.04→   | WP50  | WP50  |   | CT50  | CT50  | 3A  | 12  |
| Logan II (L8)  | 08.12→03.15  | WP53  | WP50  |   | CT53  | CT50  | 3A  | 12  |
| Logan II (L8)  | 04.15→   |   |   |   | CT55  | CT48  | 3F  | 1   |
| Logan MCV (KS/FS)  | 01.07→   | WP50  | WP50  |   | CT50  | CT50  | 3A  | 12  |
| Master I   | 09.80→09.97  | WP60  | WP60  | WP55  | CT60  | CT60  | 3A  | 12  |
| Master II (X70)  | 10.97→04.10  | WP60  | WP60  |   | CT60  | CT60  | 3A  | 12  |
| Master III   | 02.10→   | WP65  | WP65  |   | CT65  | CT65  | 3A  | 12  |
| Mégane I (X64)   | 01.96→10.02  | WP55  | WP50  |   | CT55  | CT50  | 3A  | 12  |
| Mégane I Cabrio (X64)  | 09.96→09.03  | WP55  | WP50  |   | CT55  | CT50  | 3A  | 12  |
| Mégane I Classic (X64)   | 09.96→09.03  | WP55  | WP50  |   | CT55  | CT50  | 3A  | 12  |
| Mégane I Coupé (X64)   | 01.96→10.02  | WP55  | WP50  |   | CT55  | CT50  | 3A  | 12  |
| Mégane I Grandtour (X64)   | 07.98→10.01  | WP55  | WP50  |   | CT55  | CT50  | 3A  | 12  |
| Mégane I Grandtour (X64)   | 11.01→09.03  | WP55  | WP50  |   | CT55  | CT50  | 3A  | 12  |
| Mégane II (LM)   | 09.02→01.06  | WP60  | WP45  |   | CT60  | CT45  | 3A  | 12  |
| Mégane II (LM)   | 02.06→10.09  |   |   |   | CT60  | CT45  | 3F  | 1   |
| Mégane II Cabrio (EM)  | 10.03→01.06  | WP60  | WP45  |   | CT60  | CT45  | 3A  | 12  |
| Mégane II Cabrio (EM)  | 02.06→03.10  |   |   |   | CT60  | CT45  | 3F  | 1   |











| EASY SET OE & UP  |   |   | HYBRID  |   | REAR FLAT<br>REAR PLASTIC   |   | WINTER  |   |   |   |
|---|---|---|---|---|---|---|---|---|---|---|
|  |  |  |  |  |  |  |  |  |  |  |
| SetOE6048   | 3D-2  | 26  |   |   |   |   | W60   | W48   | 3A  | 26  |
| SetUP6540   | E3  | 12  | H65   | H40   |   |   | W65   | W40   | 3A  | 12  |
|   |   |   |   |   |   |   | W60   |   | 3A  |   |
| SetUP6045   | E3  | 12  |   |   |   |   | W60   | W45   | 3A  | 12  |
| SetUP6045   | E3  | 12  |   |   |   |   | W60   | W45   | 3A  | 12  |
|   |   |   |   |   |   |   | W60   | W50   | 3A  | 12  |
|   |   |   |   |   | RP14  | 5D  | W60   | W50   | 3A  | 12  |
| SetOE6540   | 3F  | 1   |   |   |   |   | W65   | W40   | 3F  | 1   |
| SetOE6540   | 3F  | 1   |   |   |   |   | W65   | W40   | 3F  | 1   |
| SetOE6540   | 3F  | 1   |   |   |   |   | W65   | W40   | 3F  | 1   |
| SetUP6040   | E3  | 12  |   |   |   |   | W60   | W40   | 3A  | 12  |
|   |   |   |   |   |   |   | W55   | W40   | 3A  |   |
| SetUP5050   | E3  | 12  |   |   |   |   | W50   | W50   | 3A  | 12  |
| SetUP5348   | E3  | 12  |   |   |   |   | W53   | W50   | 3A  | 12  |
|   |   |   |   |   |   |   | W55   | W48   | 3F  | 1   |
| SetUP5050   | E3  | 12  |   |   | RP14  | 5D  | W50   | W50   | 3A  | 12  |
|   |   |   |   |   |   |   | W60   | W60   | 3A  | 12  |
|   |   |   |   |   |   |   | W60   | W60   | 3A  | 12  |
|   |   |   |   |   |   |   | W65   | W65   | 3A  | 12  |
| SetUP5550   | E3  | 12  |   |   | RP14  | 5D  | W55   | W50   | 3A  | 12  |
| SetUP5550   | E3  | 12  |   |   |   |   | W55   | W50   | 3A  | 12  |
| SetUP5550   | E3  | 12  |   |   |   |   | W55   | W50   | 3A  | 12  |
| SetUP5550   | E3  | 12  |   |   |   |   | W55   | W50   | 3A  | 12  |
| SetUP5550   | E3  | 12  |   |   |   |   | W55   | W50   | 3A  | 12  |
| SetUP5550   | E3  | 12  |   |   |   |   | W55   | W50   | 3A  | 12  |
| SetUP5550   | E3  | 12  |   |   |   |   | W55   | W50   | 3A  | 12  |
| SetUP6045   | E3  | 12  |   |   |   |   | W60   | W45   | 3A  | 12  |
| SetOE6045   | 3F  | 1   |   |   |   |   | W60   | W45   | 3F  | 1   |
| SetUP6045   | E3  | 12  |   |   |   |   | W60   | W45   | 3A  | 12  |
| SetOE6045   | 3F  | 1   |   |   |   |   | W60   | W45   | 3F  | 1   |












# TOEPASSINGEN VOOR AUTO'S

| FOR/FÜR<br> |  31 | METAL   |   |   | CLEANTECH   |   |   |   |
|--|--|---|---|---|---|---|---|---|
|  |  |  |  |  |  |  |  |  |
| Mégane II Grandtour (KM.)  | 10.03→01.06  | WP60  | WP45  |   | CT60  | CT45  | 3A  | 12  |
| Mégane II Grandtour (KM.)  | 02.06→05.09  |   |   |   | CT60  | CT45  | 3F  | 1   |
| "Mégane II Hatchback (BM./CM./GM./SM.)"  | 11.02→01.06  | WP60  | WP45  |   | CT60  | CT45  | 3A  | 12  |
| "Mégane II Hatchback (BM./CM./GM./SM.)"  | 02.06→10.08  |   |   |   | CT60  | CT45  | 3F  | 1   |
| Mégane III CC (EZ)   | 10.10→   |   |   |   | CT60  | CT40  | 3F  | 1   |
| Mégane III Coupé (DZ)  | 01.09→   |   |   |   | CT60  | CT40  | 3F  | 1   |
| Mégane III Grandtour (KZ)  | 06.09→   |   |   |   | CT60  | CT40  | 3F  | 1   |
| Mégane III Hatchback (BZ)  | 11.08→   |   |   |   | CT60  | CT40  | 3F  | 1   |
| Mégane IV (B9)   | 12.15→   |   |   |   | CT60  | CT45  | 3F  | 1   |
| Mégane IV Grand Coupe (LV)   | 02.17→   |   |   |   | CT60  | CT45  | 3F  | 1   |
| Mégane IV Grandtour (K9)   | 12.15→   |   |   |   | CT60  | CT45  | 3F  | 1   |
| Modus (FP./JP.)  | 06.04→05.05  |   |   |   | CT70  | CT65  | 3B-2  | 41  |
| Modus (FP./JP.)  | 06.05→12.15  |   |   |   | CT70  | CT65  | 3B-2  | 41  |
| Pulse  |  | WP53  | WP35  |   | CT53  | CT35  | 3A  | 12  |
| Safrane (B54)  | 04.92→01.99  | WP60  | WP60  | WP55  | CT60  | CT60  | 3A  | 12  |
| Safrane (B54)  | 02.99→12.00  | WP60  | WP60  | WP55  | CT60  | CT60  | 3A  | 12  |
| Sandero I (BS)   | 12.09→   | WP50  | WP50  |   | CT50  | CT50  | 3A  | 12  |
| Sandero II (B8)  | 12.14→03.15  | WP53  | WP50  |   | CT53  | CT50  | 3A  | 12  |
| Sandero II (B8)  | 04.15→   |   |   |   | CT55  | CT48  | 3F  | 1   |
| Scala  |  | WP53  | WP35  |   | CT53  | CT35  | 3A  | 12  |
| Scénic I (JA.)   | 01.96→04.03  | WP60  | WP40  |   | CT60  | CT40  | 3A  | 12  |
| Scénic II (JM.)  | 05.03→11.04  |   |   |   | CT65  | CT55  | 3C+3C-B   | 29  |
| Scénic II (JM.)  | 12.04→04.09  |   |   |   | CT65  | CT55  | 3F  | 1   |
| Scénic III (JZ)  | 05.09→   |   |   |   | CT75  | CT65  | 3F  | 1   |
| Scénic IV (J9)   | 11.16→   |   |   |   | CT80  | CT70  | 3H-8  | 28  |
| Symbol (LB)  | 10.99→10.07  | WP53  | WP45  |   | CT53  | CT45  | 3A  | 12  |
| Symbol (LU)  | 10.08→   |   |   |   | CT60  | CT40  | 3F  | 1   |
| Symbol (L8)  | 03.13→03.15  | WP53  | WP50  |   | CT53  | CT50  | 3A  | 12  |
| Symbol (L8)  | 04.15→   |   |   |   | CT55  | CT48  | 3F  | 1   |










| EASY SET OE & UP  |   |   | HYBRID  |   | REAR FLAT REAR PLASTIC  |   | WINTER  |   |   |   |
|---|---|---|---|---|---|---|---|---|---|---|
|  |  |  |  |  |  |  |  |  |  |  |
| SetUP6045   | E3  | 12  |   |   |   |   | W60   | W45   | 3A  | 12  |
| SetOE6045   | 3F  | 1   |   |   |   |   | W60   | W45   | 3F  | 1   |
| SetUP6045   | E3  | 12  |   |   |   |   | W60   | W45   | 3A  | 12  |
| SetOE6045   | 3F  | 1   |   |   |   |   | W60   | W45   | 3F  | 1   |
| SetOE6040   | 3F  | 1   |   |   |   |   | W60   | W40   | 3F  | 1   |
| SetOE6040   | 3F  | 1   |   |   |   |   | W60   | W40   | 3F  | 1   |
| SetOE6040   | 3F  | 1   |   |   | RP14  | 5D  | W60   | W40   | 3F  | 1   |
| SetOE6040   | 3F  | 1   |   |   |   |   | W60   | W40   | 3F  | 1   |
| SetOE6045   | 3F  | 1   |   |   |   |   | W60   | W45   | 3F  | 1   |
| SetOE6045   | 3F  | 1   |   |   |   |   | W60   | W45   | 3F  | 1   |
| SetOE6045   | 3F  | 1   |   |   |   |   | W60   | W45   | 3F  | 1   |
|   |   |   |   |   |   |   |   |   |   |   |
|   |   |   |   |   |   |   | W53   | W35   | 3A  |   |
|   |   |   |   |   |   |   | W60   | W60   | 3A  | 12  |
|   |   |   |   |   |   |   | W60   | W60   | 3A  | 12  |
| SetUP5050   | E3  | 12  |   |   |   |   | W50   | W50   | 3A  | 12  |
| SetUP5348   | E3  | 12  |   |   |   |   | W53   | W50   | 3A  | 12  |
|   |   |   |   |   |   |   | W55   | W48   | 3F  | 1   |
|   |   |   |   |   |   |   | W53   | W35   | 3A  |   |
| SetUP6040   | E3  | 12  |   |   |   |   | W60   | W40   | 3A  | 12  |
| SetOE6555   | 3C+3C-B   | 29  |   |   |   |   |   |   |   |   |
| SetOE6555   | 3F  | 1   |   |   |   |   | W65   | W55   | 3F  | 1   |
|   |   |   |   |   |   |   |   |   |   |   |
| SetUP5345   | E3  | 12  |   |   |   |   | W53   | W45   | 3A  | 12  |
| SetOE6040   | 3F  | 1   |   |   |   |   | W60   | W40   | 3F  | 1   |
| SetUP5348   | E3  | 12  |   |   |   |   | W53   | W50   | 3A  | 12  |
|   |   |   |   |   |   |   | W55   | W48   | 3F  | 1   |












# TOEPASSINGEN VOOR AUTO'S

| FOR/FÜR<br> |  31 | METAL   |   |   | CLEANTECH   |   |   |   |
|--|--|---|---|---|---|---|---|---|
|  |  |  |  |  |  |  |  |  |
| Talisman   | 12.15→   |   |   |   | CT60  | CT45  | 3F  | 1   |
| Talisman Grandtour   | 03.16→   |   |   |   | CT60  | CT45  | 3F  | 1   |
| Thalia (LB)  | 10.99→10.07  | WP53  | WP45  |   | CT53  | CT45  | 3A  | 12  |
| Thalia (LU)  | 10.08→   |   |   |   | CT60  | CT40  | 3F  | 1   |
| Trafic I   | 09.80→05.01  | WP50  | WP50  |   | CT50  | CT50  | 3A  | 12  |
| Trafic II (EL./FL./JL.)  | 05.01→   | WP60  | WP53  | WP35  | CT60  | CT53  | 3A  | 12  |
| Trafic III (EG/FG/JG)  | 05.14→   |   |   |   | CT65  | CT48  | 3H-8  | 28  |
| Twingo I (C0./S0.)   | 03.93→05.07  | WP65  |   |   | CT65  |   | 3A  | 12  |
| Twingo II (CN, CN/GN)  | 04.07→12.15  |   |   |   | CT60  | CT40  | 3H-8  | 28  |
| Twingo III (BC)  | 09.14→   |   |   |   | CT50  | CT35  | 3F  | 1   |
| Twingo III (X07)   | 12.15→   |   |   |   | CT50  | CT35  | 3F  | 1   |
| Twizy (MA)   | 03.12→   | WP45  |   |   | CT45  |   | 3A  | 12  |
| Vel Satis (BJ.)  | 04.02→12.09  |   |   |   | CT75  | CT65  | 3B-2  | 41  |
| Wind   | 04.10→   |   |   |   | CT60  | CT40  | 3H-8  | 28  |
| ZOE (BF)   | 01.13→   |   |   |   | CT60  | CT35  | 3H-8  | 28  |
| <b>SEAT</b>  |  |   |   |   |   |   |   |   |
| Alhambra (7V8)   | 03.96→02.00  | WP70  | WP60  | WP40  | CT70  | CT60  | 3A  | 12  |
| Alhambra (7V9)   | 06.00→06.01  | WP70  | WP60  | WP40  | CT70  | CT60  | 3A  | 12  |
| Alhambra (7V9)   | 07.01→03.10  |   |   |   | CT70  | CT70  | 3B-2  | 41  |
| Alhambra (710, 711)  | 07.10→   |   |   |   | CT70  | CT40  | 3H-8  | 27  |
| Altea (5P1)  | 03.04→02.09  |   |   |   | CT65  | CT65  | 3F  | 30  |
| Altea (5P1)  | 03.09→07.15  |   |   |   | CT65  | CT65  | 3F  | 30  |
| Altea Freetrack (5P5, 5P8)   | 06.07→07.15  |   |   |   | CT65  | CT65  | 3F  | 30  |
| Altea XL (5P5)   | 05.06→07.15  |   |   |   | CT65  | CT65  | 3F  | 30  |
| Arona (KJ7)  | 07.17→   |   |   |   | CT65  | CT45  | 3H-8  | 27  |
| Arosa (6H1)  | 02.97→02.99  | WP48  | WP45  | WP28  | CT48  | CT45  | 3A  | 12  |
| Arosa (6H1)  | 03.99→06.04  | WP53  | WP45  | WP28  | CT53  | CT45  | 3A  | 12  |
| Ateca (KH7)  | 04.16→   |   |   |   | CT65  | CT45  | 3H-8  | 27  |
| Cordoba (6K2)  | 09.93→12.02  | WP53  | WP48  |   | CT53  | CT48  | 3A  | 12  |










| EASY SET OE & UP  |   |   | HYBRID  |   | REAR FLAT REAR PLASTIC  |   | WINTER  |   |   |   |
|---|---|---|---|---|---|---|---|---|---|---|
|  |  |  |  |  |  |  |  |  |  |  |
| SetOE6045   | 3F  | 1   |   |   |   |   | W60   | W45   | 3F  | 1   |
| SetOE6045   | 3F  | 1   |   |   |   |   | W60   | W45   | 3F  | 1   |
| SetUP5345   | E3  | 12  |   |   |   |   | W53   | W45   | 3A  | 12  |
| SetOE6040   | 3F  | 1   |   |   |   |   | W60   | W40   | 3F  | 1   |
| SetUP5050   | E3  | 12  |   |   |   |   | W50   | W50   | 3A  | 12  |
| SetUP6053   | E3  | 12  |   |   |   |   | W60   | W53   | 3A  | 12  |
| SetOE6548   | 3H-2  | 28  |   |   |   |   | W65   | W48   | 3H-8  | 28  |
|   |   |   |   |   |   |   | W65   |   | 3A  | 12  |
| SetOE6040   | 3H-2  | 28  |   |   |   |   | W60   | W40   | 3H-8  | 28  |
|   |   |   |   |   |   |   | W50   | W35   | 3F  | 1   |
|   |   |   |   |   |   |   | W50   | W35   | 3F  | 1   |
|   |   |   |   |   |   |   | W45   |   | 3A  | 12  |
| SetOE6040   | 3H-2  | 28  |   |   |   |   | W60   | W40   | 3H-8  | 28  |
|   |   |   |   |   | RP12  | 5E  | W60   | W35   | 3H-8  | 28  |
|   |   |   |   |   |   |   |   |   |   |   |
| SetOE7070   | 3B-2  | 41  |   |   |   |   |   |   |   |   |
|   |   |   |   |   | RF13  | 7A+7E   |   |   |   |   |
| SetOE6565   | 3F  | 30  |   |   |   |   | W65   | W65   | 3F  | 30  |
| SetOE6565   | 3F  | 30  |   |   | RF13  | 7A+7D   | W65   | W65   | 3F  | 30  |
| SetOE6565   | 3F  | 30  |   |   |   |   | W65   | W65   | 3F  | 30  |
| SetOE6565   | 3F  | 30  |   |   |   |   | W65   | W65   | 3F  | 30  |
| SetOE6545   | 3H-2  | 27  |   |   |   |   | W65   | W45   | 3H-8  | 27  |
| SetUP4545   | E3  | 12  |   |   |   |   | W48   | W45   | 3A  | 12  |
| SetUP5345   | E3  | 12  |   |   |   |   | W53   | W45   | 3A  | 12  |
| SetOE6545   | 3H-2  | 27  |   |   | RF11  | 7A+7E   | W65   | W45   | 3H-8  | 27  |
| SetUP5348   | E3  | 12  |   |   |   |   | W53   | W48   | 3A  | 12  |

# TOEPASSINGEN VOOR AUTO'S












| FOR/FÜR<br> |  | METAL   |   |   | CLEANTECH   |   |   |   |
|--|---|---|---|---|---|---|---|---|
|  |   |  |  |  |  |  |  |  |
| Cordoba (6L2)  | 09.02→01.06   | WP53  | WP45  |   | CT53  | CT45  | 3A  | 12  |
| Cordoba (6L2)  | 02.06→11.09   |   |   |   | CT53  | CT48  | 3H-8  | 28  |
| Cordoba Vario (6K5)  | 04.97→08.03   | WP53  | WP48  | WP28  | CT53  | CT48  | 3A  | 12  |
| Exeo (3R2)   | 12.08→08.13   |   |   |   | CT55  | CT55  | 3C  | 19  |
| Exeo ST (3R5)  | 06.09→08.13   |   |   |   | CT55  | CT55  | 3C  | 19  |
| Ibiza (6K1)  | 03.93→05.02   | WP53  | WP48  | WP35  | CT53  | CT48  | 3A  | 12  |
| Ibiza (6L1)  | 09.01→01.06   | WP53  | WP45  | WP35  | CT53  | CT45  | 3A  | 12  |
| Ibiza (6L1)  | 02.06→11.09   |   |   |   | CT53  | CT48  | 3H-8  | 28  |
| Ibiza (6J5)  | 02.08→08.11   |   |   |   | CT60  | CT40  | 3H-8  | 28  |
| Ibiza (6J5, 6P5)   | 09.11→  |   |   |   | CT60  | CT40  | 3H-8  | 28  |
| Ibiza (KJ1)  | 01.17→  |   |   |   | CT65  | CT43  | 3H-8  | 27  |
| Ibiza SC (6J1)   | 02.08→08.11   |   |   |   | CT60  | CT40  | 3H-8  | 28  |
| Ibiza SC (6J1, 6P1)  | 09.11→  |   |   |   | CT60  | CT40  | 3H-8  | 28  |
| Ibiza ST (6J8)   | 03.10→08.11   |   |   |   | CT60  | CT40  | 3H-8  | 28  |
| Ibiza ST (6J8, 6P8)  | 09.11→  |   |   |   | CT60  | CT40  | 3H-8  | 28  |
| Inca (6K9)   | 11.95→06.03   | WP50  | WP45  | WP45  | CT50  | CT45  | 3A  | 12  |
| Leon (1M1)   | 10.98→06.06   | WP53  | WP48  |   | CT53  | CT48  | 3A  | 12  |
| Leon (1P1)   | 07.05→02.09   |   |   |   | CT65  | CT65  | 3A  | 26  |
| Leon (1P1)   | 03.09→12.12   |   |   |   | CT65  | CT65  | 3A  | 26  |
| Leon (5F1)   | 09.12→  |   |   |   | CT65  | CT40  | 3H-8  | 27  |
| Leon SC (5F5)  | 01.13→  |   |   |   | CT65  | CT40  | 3H-8  | 27  |
| Leon SC Cupra (5F5)  | 01.13→  |   |   |   | CT65  | CT40  | 3H-8  | 27  |
| Leon ST (5F8)  | 08.13→  |   |   |   | CT65  | CT40  | 3H-8  | 27  |
| Mii (KF1)  | 10.11→  |   |   |   | CT60  | CT40  | 3H-8  | 27  |
| Toledo (1L2)   | 05.91→03.99   | WP50  | WP50  |   | CT50  | CT50  | 3A  | 12  |
| Toledo (1M2)   | 10.98→07.04   | WP53  | WP45  |   | CT53  | CT45  | 3A  | 12  |
| Toledo (5P2)   | 09.04→05.09   |   |   |   | CT65  | CT65  | 3F  | 30  |
| Toledo (KG3)   | 07.12→  |   |   |   | CT60  | CT40  | 3H-8  | 27  |
| <b>SKODA</b>   |   |   |   |   |   |   |   |   |
| Citigo   | 10.11→  |   |   |   | CT60  | CT40  | 3H-8  | 27  |

| EASY SET OE & UP  |   |   | HYBRID  |   | REAR FLAT<br>REAR PLASTIC   |   | WINTER  |   |   |   |
|---|---|---|---|---|---|---|---|---|---|---|
|  |  |  |  |  |  |  |  |  |  |  |
| SetUP5345   | E3  | 12  |   |   |   |   | W53   | W45   | 3A  | 12  |
| SetOE5348   | 3H-2  | 28  |   |   |   |   | W53   | W48   | 3H-8  | 28  |
| SetUP5348   | E3  | 12  |   |   |   |   | W53   | W48   | 3A  | 12  |
| SetOE5555   | 3C  | 19  |   |   |   |   | W55   | W55   | 3C  | 19  |
| SetOE5555   | 3C  | 19  |   |   | RF13  | 7A+7D   | W55   | W55   | 3C  | 19  |
| SetUP5348   | E3  | 12  |   |   |   |   | W53   | W48   | 3A  | 12  |
| SetUP5345   | E3  | 12  |   |   |   |   | W53   | W45   | 3A  | 12  |
| SetOE5348   | 3H-2  | 28  |   |   |   |   | W53   | W48   | 3H-8  | 28  |
| SetOE6040   | 3H-2  | 28  |   |   |   |   | W60   | W40   | 3H-8  | 28  |
| SetOE6040   | 3H-2  | 28  |   |   | RF15  | 7A+7D   | W60   | W40   | 3H-8  | 28  |
| SetOE6540   | 3H-2  | 27  |   |   | RF13  | 7A+7E   | W65   | W40   | 3H-8  | 27  |
| SetOE6040   | 3H-2  | 28  |   |   |   |   | W60   | W40   | 3H-8  | 28  |
| SetOE6040   | 3H-2  | 28  |   |   | RF13  | 7A+7D   | W60   | W40   | 3H-8  | 28  |
| SetOE6040   | 3H-2  | 28  |   |   |   |   | W60   | W40   | 3H-8  | 28  |
| SetOE6040   | 3H-2  | 28  |   |   | RF15  | 7A+7D   | W60   | W40   | 3H-8  | 28  |
| SetUP5045   | E3  | 12  |   |   |   |   | W50   | W45   | 3A  | 12  |
| SetUP5348   | E3  | 12  |   |   |   |   | W53   | W48   | 3A  | 12  |
| SetOE6565   | 3D-2  | 26  |   |   |   |   | W65   | W65   | 3A  | 26  |
| SetOE6565   | 3D-2  | 26  |   |   | RF11  | 7A+7D   | W65   | W65   | 3A  | 26  |
| SetOE6540   | 3H-2  | 27  |   |   | RF13  | 7A+7E   | W65   | W40   | 3H-8  | 27  |
| SetOE6540   | 3H-2  | 27  |   |   | RF16  | 7A+7E   | W65   | W40   | 3H-8  | 27  |
| SetOE6540   | 3H-2  | 27  |   |   |   |   | W65   | W40   | 3H-8  | 27  |
| SetOE6540   | 3H-2  | 27  |   |   | RF13  | 7A+7E   | W65   | W40   | 3H-8  | 27  |
| SetOE6040   | 3H-2  | 27  |   |   | RF10  | 7A+7E   | W60   | W40   | 3H-8  | 27  |
| SetUP5050   | E3  | 12  |   |   |   |   | W50   | W50   | 3A  | 12  |
| SetUP5345   | E3  | 12  |   |   |   |   | W53   | W45   | 3A  | 12  |
| SetOE6565   | 3F  | 30  |   |   |   |   | W65   | W65   | 3F  | 30  |
| SetOE6040   | 3H-2  | 27  |   |   | RF16  | 7A+7E   | W60   | W40   | 3H-8  | 27  |
| SetOE6040   | 3H-2  | 27  |   |   | RF10  | 7A+7E   | W60   | W40   | 3H-8  | 27  |










# TOEPASSINGEN VOOR AUTO'S












| FOR/FÜR<br> |  31 | METAL   |   |   | CLEANTECH   |   |   |   |
|--|--|---|---|---|---|---|---|---|
|  |  |  |  |  |  |  |  |  |
| Fabia (6Y2)  | 09.99→03.08  | WP53  | WP48  |   | CT53  | CT48  | 3A  | 12  |
| Fabia (5J2)  | 12.06→05.13  |   |   |   | CT53  | CT53  | 3H-8  | 28  |
| Fabia (5J2)  | 06.13→12.14  |   |   |   | CT53  | CT53  | 3H-8  | 28  |
| Fabia (NJ3)  | 08.14→   |   |   |   | CT60  | CT40  | 3H-8  | 27  |
| Fabia Combi (6Y5)  | 12.99→12.07  | WP53  | WP48  |   | CT53  | CT48  | 3A  | 12  |
| Fabia Combi (5J5)  | 12.06→05.13  |   |   |   | CT53  | CT53  | 3H-8  | 28  |
| Fabia Combi (5J5)  | 06.13→12.14  |   |   |   | CT53  | CT53  | 3H-8  | 28  |
| Fabia Combi (NJ5)  | 08.14→   |   |   |   | CT60  | CT40  | 3H-8  | 27  |
| Fabia Sedan (6Y3)  | 09.99→12.07  | WP53  | WP48  |   | CT53  | CT48  | 3A  | 12  |
| Favorit  | 07.93→12.98  | WP50  | WP50  | WP40  | CT50  | CT50  | 3A  | 12  |
| Felicia (6U1)  | 10.94→08.01  | WP50  | WP50  | WP40  | CT50  | CT50  | 3A  | 12  |
| Felicia Combi (6U5)  | 10.94→08.01  | WP50  | WP50  | WP40  | CT50  | CT50  | 3A  | 12  |
| Felicia Fun (6UF)  | 08.96→03.01  | WP53  | WP45  |   | CT53  | CT45  | 3A  | 12  |
| Karoq (NU7)  | 07.17→   |   |   |   | CT60  | CT53  | 3H-8  | 27  |
| Kodiaq (NS7)   | 02.17→   |   |   |   | CT60  | CT53  | 3H-8  | 27  |
| Octavia (1U2)  | 09.96→01.03  | WP53  | WP48  |   | CT53  | CT48  | 3A  | 12  |
| Octavia (1U2)  | 09.96→12.10  | WP53  | WP48  |   | CT53  | CT48  | 3A  | 12  |
| Octavia (1U2)  | 02.03→12.10  | WP53  | WP48  | WP35  | CT53  | CT48  | 3A  | 12  |
| Octavia (1Z3)  | 05.04→06.13  |   |   |   | CT60  | CT48  | 3B-2  | 41  |
| Octavia (5E3)  | 11.12→   |   |   |   | CT60  | CT48  | 3H-8  | 27  |
| Octavia Combi (1U5)  | 10.96→12.10  | WP53  | WP48  | WP35  | CT53  | CT48  | 3A  | 12  |
| Octavia Combi (1Z5)  | 05.04→06.13  |   |   |   | CT60  | CT48  | 3B-2  | 41  |
| Octavia Combi (5E5)  | 11.12→   |   |   |   | CT60  | CT48  | 3H-8  | 27  |
| Pick-Up (6U7,787)  | 09.91→03.01  | WP50  | WP50  |   | CT50  | CT50  | 3A  | 12  |
| Praktik (5J7)  | 03.07→05.13  |   |   |   | CT53  | CT53  | 3H-8  | 28  |
| Praktik (5J7)  | 06.13→05.15  |   |   |   | CT53  | CT53  | 3H-8  | 28  |
| Rapid (NH3)  | 07.12→   |   |   |   | CT60  | CT40  | 3H-8  | 27  |
| Rapid Spaceback (NH3)  | 10.13→   |   |   |   | CT60  | CT40  | 3H-8  | 27  |
| Roomster (5J7)   | 03.06→05.13  |   |   |   | CT53  | CT53  | 3H-8  | 28  |












| EASY SET OE & UP  |   |   | HYBRID  |   | REAR FLAT<br>REAR PLASTIC   |   | WINTER  |   |   |   |
|---|---|---|---|---|---|---|---|---|---|---|
|  |  |  |  |  |  |  |  |  |  |  |
| SetUP5348   | E3  | 12  |   |   | RF14  | 7I  | W53   | W48   | 3A  | 12  |
| SetOE5353   | 3H-2  | 28  |   |   | RF13  | 7A+7D   | W53   | W53   | 3H-8  | 28  |
| SetOE5353   | 3H-2  | 28  |   |   | RF11  | 7A+7D   | W53   | W53   | 3H-8  | 28  |
| SetOE6040   | 3H-2  | 27  |   |   | RF13  | 7A+7E   | W60   | W40   | 3H-8  | 27  |
| SetUP5348   | E3  | 12  |   |   | RF14  | 7I  | W53   | W48   | 3A  | 12  |
| SetOE5353   | 3H-2  | 28  |   |   | RF16  | 7A+7D   | W53   | W53   | 3H-8  | 28  |
| SetOE5353   | 3H-2  | 28  |   |   |   |   | W53   | W53   | 3H-8  | 28  |
| SetOE6040   | 3H-2  | 27  |   |   | RF16  | 7A+7E   | W60   | W40   | 3H-8  | 27  |
| SetUP5348   | E3  | 12  |   |   |   |   | W53   | W48   | 3A  | 12  |
| SetUP5050   | E3  | 12  |   |   |   |   | W50   | W50   | 3A  | 12  |
| SetUP5050   | E3  | 12  |   |   |   |   | W50   | W50   | 3A  | 12  |
| SetUP5050   | E3  | 12  |   |   |   |   | W50   | W50   | 3A  | 12  |
| SetUP5345   | E3  | 12  |   |   |   |   | W53   | W45   | 3A  | 12  |
| SetOE6053   | 3H-2  | 27  |   |   |   |   | W60   | W53   | 3H-8  | 27  |
| SetOE6053   | 3H-2  | 27  |   |   | RF13  | 7A+7E   | W60   | W53   | 3H-8  | 27  |
| SetUP5348   | E3  | 12  |   |   |   |   | W53   | W48   | 3A  | 12  |
| SetUP5348   | E3  | 12  |   |   |   |   | W53   | W48   | 3A  | 12  |
| SetUP5348   | E3  | 12  |   |   |   |   | W53   | W48   | 3A  | 12  |
| SetOE6048   | 3B-2  | 41  |   |   | RF16  | 7A+7D   | W60   | W48   | 3B-2  | 41  |
| SetOE6048   | 3H-2  | 27  |   |   | RF16  | 7A+7E   | W60   | W48   | 3H-8  | 27  |
| SetUP5348   | E3  | 12  |   |   |   |   | W53   | W48   | 3A  | 12  |
| SetOE6048   | 3B-2  | 41  |   |   | RF16  | 7A+7D   | W60   | W48   | 3B-2  | 41  |
| SetOE6048   | 3H-2  | 27  |   |   | RF13  | 7A+7E   | W60   | W48   | 3H-8  | 27  |
| SetUP5050   | E3  | 12  |   |   |   |   | W50   | W50   | 3A  | 12  |
| SetOE5353   | 3H-2  | 28  |   |   | RF13  | 7A+7D   | W53   | W53   | 3H-8  | 28  |
| SetOE5353   | 3H-2  | 28  |   |   | RF13  | 7A+7D   | W53   | W53   | 3H-8  | 28  |
| SetOE6040   | 3H-2  | 27  |   |   | RF16  | 7A+7E   | W60   | W40   | 3H-8  | 27  |
| SetOE6040   | 3H-2  | 27  |   |   | RF16  | 7A+7E   | W60   | W40   | 3H-8  | 27  |
| SetOE5353   | 3H-2  | 28  |   |   | RF13  | 7A+7D   | W53   | W53   | 3H-8  | 28  |












# TOEPASSINGEN VOOR AUTO'S

| FOR/FÜR<br> |  31 | METAL   |   |   | CLEANTECH   |   |   |   |
|--|--|---|---|---|---|---|---|---|
|  |  |  |  |  |  |  |  |  |
| Roomster (5J7)   | 06.13→05.15  |   |   |   | CT53  | CT53  | 3H-8  | 28  |
| Superb (3U4)   | 12.01→10.04  |   |   |   | CT53  | CT48  | 3B-2  | 41  |
| Superb (3U4)   | 11.04→03.08  | WP53  | WP50  |   | CT53  | CT50  | 3A  | 12  |
| Superb (3T4)   | 03.08→05.15  |   |   |   | CT60  | CT45  | 3H-8  | 28  |
| Superb (3V3)   | 05.15→   |   |   |   | CT65  | CT45  | 3H-8  | 27  |
| Superb Combi (3T5)   | 03.09→05.15  |   |   |   | CT60  | CT45  | 3H-8  | 28  |
| Superb Combi (3V5)   | 05.15→   |   |   |   | CT65  | CT45  | 3H-8  | 27  |
| Yeti (5L7)   | 05.09→   |   |   |   | CT60  | CT48  | 3H-8  | 28  |
| <b>SMART (MCC)</b>   |  |   |   |   |   |   |   |   |
| Forfour (454)  | 01.04→06.07  | WP65  | WP45  |   | CT65  | CT45  | 3A  | 12  |
| Forfour (453)  | 11.14→   |   |   |   | CT50  | CT35  | 3F  | 1   |
| Fortwo Cabrio (450)  | 02.04→03.07  | WP53  | WP53  |   | CT53  | CT53  | 3A  | 12  |
| Fortwo Cabrio (451)  | 04.07→   |   |   |   | CT58  | CT53  | 3A  | 26  |
| Fortwo Cabrio (453)  | 09.15→   |   |   |   | CT50  | CT35  | 3F  | 1   |
| Fortwo Coupé (450)   | 02.04→03.07  | WP53  | WP53  | WP35  | CT53  | CT53  | 3A  | 12  |
| Fortwo Coupé (451)   | 04.07→   |   |   |   | CT58  | CT53  | 3A  | 26  |
| Fortwo Coupé (453)   | 11.14→   |   |   |   | CT50  | CT35  | 3F  | 1   |
| Roadster (452)   | 04.03→11.05  | WP50  | WP45  |   | CT50  | CT45  | 3A  | 12  |
| Roadster Coupé (452)   | 04.03→11.05  | WP50  | WP45  |   | CT50  | CT45  | 3A  | 12  |
| Smart Cabrio (450)   | 03.00→01.04  | WP53  | WP53  |   | CT53  | CT53  | 3A  | 12  |
| Smart Coupé (450)  | 07.98→01.04  | WP53  | WP53  | WP35  | CT53  | CT53  | 3A  | 12  |
| <b>TESLA</b>   |  |   |   |   |   |   |   |   |
| Model S  | 08.11→   |   |   |   | CT70  | CT45  | 3H-8  | 28  |
| Roadster   | 08.06→12.12  | WP65  |   |   | CT65  |   | 3A  | 12  |
| <b>TOYOTA</b>  |  |   |   |   |   |   |   |   |
| Auris (E15,JTN)  | 10.06→08.12  | WP65  | WP40  |   | CT65  | CT40  | 3A  | 12  |
| Auris (E15,NMT,SB1)  | 02.07→10.12  | WP65  | WP40  |   | CT65  | CT40  | 3A  | 12  |
| Auris (E18)  | 10.12→   | WP65  |   |   | CT65  |   | 3A  | 12  |
| Auris Touring Sports (E18)   | 07.13→   | WP65  |   |   | CT65  |   | 3A  | 12  |










| EASY SET OE & UP  |   |   | HYBRID  |   | REAR FLAT REAR PLASTIC  |   | WINTER  |   |   |   |
|---|---|---|---|---|---|---|---|---|---|---|
|  |  |  |  |  |  |  |  |  |  |  |
| SetOE5353   | 3H-2  | 28  |   |   | RF13  | 7A+7D   | W53   | W53   | 3H-8  | 28  |
| SetOE5348   | 3B-2  | 41  |   |   |   |   | W53   | W48   | 3B-2  | 41  |
| SetUP5348   | E3  | 12  |   |   |   |   | W53   | W50   | 3A  | 12  |
| SetOE6045   | 3H-2  | 28  |   |   |   |   | W60   | W45   | 3H-8  | 28  |
| SetOE6545   | 3H-2  | 27  |   |   | RF16  | 7A+7E   | W65   | W45   | 3H-8  | 27  |
| SetOE6045   | 3H-2  | 28  |   |   | RF16  | 7A+7E   | W60   | W45   | 3H-8  | 28  |
| SetOE6545   | 3H-2  | 27  |   |   | RF16  | 7A+7E   | W65   | W45   | 3H-8  | 27  |
| SetOE6048   | 3H-2  | 28  |   |   | RF11  | 7A+7E   | W60   | W48   | 3H-8  | 28  |
|   |   |   |   |   |   |   | W65   | W45   | 3A  | 12  |
|   |   |   |   |   |   |   | W50   | W35   | 3F  | 1   |
| SetUP5353   | E3  | 12  |   |   |   |   | W53   | W53   | 3A  | 12  |
|   |   |   |   |   |   |   | W55   | W53   | 3A  | 26  |
|   |   |   |   |   |   |   | W50   | W35   | 3F  | 1   |
| SetUP5353   | E3  | 12  |   |   |   |   | W53   | W53   | 3A  | 12  |
|   |   |   |   |   |   |   | W55   | W53   | 3A  | 26  |
|   |   |   |   |   |   |   | W50   | W35   | 3F  | 1   |
| SetUP5045   | E3  | 12  |   |   |   |   | W50   | W45   | 3A  | 12  |
| SetUP5045   | E3  | 12  |   |   |   |   | W50   | W45   | 3A  | 12  |
| SetUP5353   | E3  | 12  |   |   |   |   | W53   | W53   | 3A  | 12  |
| SetUP5353   | E3  | 12  |   |   |   |   | W53   | W53   | 3A  | 12  |
|   |   |   |   |   |   |   | W65   |   | 3A  | 12  |
| SetUP6540   | E3  | 12  | H65   | H40   | RP12  | 5B  | W65   | W40   | 3A  | 12  |
| SetUP6540   | E3  | 12  | H65   | H40   | RP12  | 5A  | W65   | W40   | 3A  | 12  |
|   |   |   |   |   |   |   | W65   |   | 3A  | 12  |
|   |   |   |   |   | RP10  | 5A  | W65   |   | 3A  | 12  |












# TOEPASSINGEN VOOR AUTO'S

| FOR/FÜR<br> |  | METAL   |   |   | CLEANTECH   |   |   |   |
|--|---|---|---|---|---|---|---|---|
|  |   |  |  |  |  |  |  |  |
| Avalon   | 09.99→08.04   | WP60  | WP40  |   | CT60  | CT40  | 3A  | 12  |
| Avensis (T22)  | 10.97→01.03   | WP53  | WP45  |   | CT53  | CT45  | 3A  | 12  |
| Avensis (T25)  | 01.03→11.08   | WP60  | WP40  |   | CT60  | CT40  | 3A  | 12  |
| Avensis (T27)  | 11.08→  |   |   |   | CT65  | CT40  | 3H-8  | 28  |
| Avensis Liftback (T22)   | 10.97→01.03   | WP53  | WP45  | WP50  | CT53  | CT45  | 3A  | 12  |
| Avensis Liftback (T25)   | 01.03→11.08   | WP60  | WP40  | WP40  | CT60  | CT40  | 3A  | 12  |
| Avensis Verso (M2)   | 05.01→11.09   | WP65  | WP40  |   | CT65  | CT40  | 3A  | 12  |
| Avensis Wagon (T22)  | 10.97→01.03   | WP53  | WP45  | WP35  | CT53  | CT45  | 3A  | 12  |
| Avensis Wagon (T25)  | 01.03→11.08   | WP60  | WP40  |   | CT60  | CT40  | 3A  | 12  |
| Avensis Wagon (T27)  | 11.08→  |   |   |   | CT65  | CT40  | 3H-8  | 28  |
| Avenza (F601, F602)  | 04→16   | WP50  | WP40  |   | CT50  | CT40  | 3A  | 12  |
| Avenza (F65)   | 17→   | WP50  | WP35  |   | CT50  | CT35  | 3A  | 12  |
| Aygo   | 02.05→12.14   | WP65  |   |   | CT65  |   | 3A  | 12  |
| Aygo (B4)  | 05.14→  |   |   |   | CT65  |   | 3A  | 26  |
| Calya  | 16→   | WP55  | WP43  |   | CT55  | CT43  | 3A  | 12  |
| Camry (V1)   | 06.91→08.96   | WP53  | WP45  |   | CT53  | CT45  | 3A  | 12  |
| Camry (V2)   | 06.96→08.01   | WP53  | WP45  |   | CT53  | CT45  | 3A  | 12  |
| Camry (V3)   | 08.99→01.06   | WP55  | WP50  |   | CT55  | CT50  | 3A  | 12  |
| Camry (V3)   | 08.01→01.06   | WP65  | WP45  |   | CT65  | CT45  | 3A  | 12  |
| Camry (V4,V40)   | 01.06→  | WP60  | WP50  |   | CT60  | CT50  | 3A  | 12  |
| Camry (V5)   | 08.11→  | WP65  | WP45  |   | CT65  | CT45  | 3A  | 12  |
| Camry (V7)   | 04.18→  | WP65  | WP50  |   | CT65  | CT50  | 3A  | 12  |
| Camry Wagon (V1)   | 03.92→08.96   | WP53  | WP45  | WP35  | CT53  | CT45  | 3A  | 12  |
| Carina E Liftback (T19)  | 02.92→10.97   | WP53  | WP45  | WP50  | CT53  | CT45  | 3A  | 12  |
| Carina E Sedan (T19)   | 02.92→10.97   | WP53  | WP45  |   | CT53  | CT45  | 3A  | 12  |
| Carina E Wagon (T19)   | 11.92→10.97   | WP53  | WP45  |   | CT53  | CT45  | 3A  | 12  |
| Celica Cabrio (T20)  | 08.94→05.99   | WP53  | WP48  |   | CT53  | CT48  | 3A  | 12  |
| Celica Coupé (T23)   | 08.99→09.05   | WP65  | WP40  | WP50  | CT65  | CT40  | 3A  | 12  |
| Celica Liftback (T20)  | 11.93→08.99   | WP53  | WP48  | WP50  | CT53  | CT48  | 3A  | 12  |










| EASY SET OE & UP  |   |   | HYBRID  |   | REAR FLAT REAR PLASTIC  |   | WINTER  |   |   |   |
|---|---|---|---|---|---|---|---|---|---|---|
|  |  |  |  |  |  |  |  |  |  |  |
| SetUP6040   | E3  | 12  |   |   |   |   | W60   | W40   | 3A  | 12  |
| SetUP5345   | E3  | 12  |   |   |   |   | W53   | W45   | 3A  | 12  |
| SetUP6040   | E3  | 12  |   |   |   |   | W60   | W40   | 3A  | 12  |
| SetOE6540   | 3H-2  | 28  |   |   | RP12  | 5A  | W65   | W40   | 3H-8  | 28  |
| SetUP5345   | E3  | 12  |   |   |   |   | W53   | W45   | 3A  | 12  |
| SetUP6040   | E3  | 12  |   |   |   |   | W60   | W40   | 3A  | 12  |
| SetUP6540   | E3  | 12  |   |   | RP16  | 5A  | W65   | W40   | 3A  | 12  |
| SetUP5345   | E3  | 12  |   |   |   |   | W53   | W45   | 3A  | 12  |
| SetUP6040   | E3  | 12  |   |   | RP12  | 5A  | W60   | W40   | 3A  | 12  |
| SetOE6540   | 3H-2  | 28  |   |   |   |   | W65   | W40   | 3H-8  | 28  |
|   |   |   |   |   |   |   | W50   | W40   | 3A  |   |
|   |   |   |   |   |   |   | W50   | W35   | 3A  |   |
|   |   |   |   |   |   |   | W65   |   | 3A  | 12  |
|   |   |   |   |   | RP12  | 5A  | W65   |   | 3A  | 26  |
|   |   |   |   |   |   |   | W55   | W40   | 3A  |   |
| SetUP5345   | E3  | 12  |   |   |   |   | W53   | W45   | 3A  | 12  |
| SetUP5345   | E3  | 12  |   |   |   |   | W53   | W45   | 3A  | 12  |
| SetUP5550   | E3  | 12  |   |   |   |   | W55   | W50   | 3A  | 12  |
|   |   |   |   |   |   |   | W65   | W45   | 3A  | 12  |
|   |   |   | H60   | H50   |   |   | W60   | W50   | 3A  | 12  |
|   |   |   | H65   | H45   |   |   | W65   | W45   | 3A  | 12  |
|   |   |   | H65   | H50   |   |   | W65   | W50   | 3A  | 12  |
| SetUP5345   | E3  | 12  |   |   |   |   | W53   | W45   | 3A  | 12  |
| SetUP5345   | E3  | 12  |   |   |   |   | W53   | W45   | 3A  | 12  |
| SetUP5345   | E3  | 12  |   |   |   |   | W53   | W45   | 3A  | 12  |
| SetUP5345   | E3  | 12  |   |   |   |   | W53   | W45   | 3A  | 12  |
| SetUP5348   | E3  | 12  |   |   |   |   | W53   | W48   | 3A  | 12  |
| SetUP6540   | E3  | 12  |   |   |   |   | W65   | W40   | 3A  | 12  |
| SetUP5348   | E3  | 12  |   |   |   |   | W53   | W48   | 3A  | 12  |

# TOEPASSINGEN VOOR AUTO'S












| FOR/FÜR<br> |  | METAL   |   |   | CLEANTECH   |   |   |   |
|--|---|---|---|---|---|---|---|---|
|  |   |  |  |  |  |  |  |  |
| C-HR   | 10.16→  |   |   |   | CT65  | CT40  | 3T  | 51  |
| Commuter   | 02.98→  | WP48  | WP48  |   | CT48  | CT48  | 3A  | 12  |
| Commuter   | 01.06→  | WP55  | WP55  |   | CT55  | CT55  | 3A  | 12  |
| Conquest (Carri)   | 11.98→  | WP45  | WP45  |   | CT45  | CT45  | 3A  | 12  |
| Corolla (E10)  | 05.92→08.98   | WP50  | WP45  | WP40  | CT50  | CT45  | 3A  | 12  |
| Corolla (E11)  | 05.95→08.02   | WP50  | WP45  | WP40  | CT50  | CT45  | 3A  | 12  |
| Corolla (E12)  | 08.00→08.08   | WP55  | WP48  |   | CT55  | CT48  | 3A  | 12  |
| Corolla (E12)  | 10.02→08.08   | WP60  | WP40  |   | CT60  | CT40  | 3A  | 12  |
| Corolla (E14,E15)  | 11.06→04.13   | WP65  |   |   | CT65  |   | 3A  | 12  |
| Corolla (E18)  | 06.13→  | WP65  |   |   | CT65  |   | 3A  | 12  |
| Corolla Hatchback (E10)  | 05.92→04.97   | WP50  | WP45  | WP45  | CT50  | CT45  | 3A  | 12  |
| Corolla Hatchback (E11)  | 05.97→07.01   | WP50  | WP45  | WP40  | CT50  | CT45  | 3A  | 12  |
| Corolla Hatchback (E12,SB1)  | 11.01→12.07   | WP55  | WP48  |   | CT55  | CT48  | 3A  | 12  |
| Corolla Hatchback (E12)  | 11.01→11.06   | WP60  | WP40  |   | CT60  | CT40  | 3A  | 12  |
| Corolla Hatchback (E12,JTD)  | 09.02→12.06   | WP55  | WP48  |   | CT55  | CT48  | 3A  | 12  |
| Corolla Liftback (E10)   | 05.92→05.95   | WP50  | WP45  | WP40  | CT50  | CT45  | 3A  | 12  |
| Corolla Liftback (E11)   | 05.97→11.01   | WP50  | WP45  | WP50  | CT50  | CT45  | 3A  | 12  |
| Corolla Sedan (E10)  | 05.92→08.97   | WP50  | WP45  |   | CT50  | CT45  | 3A  | 12  |
| Corolla Sedan (E11)  | 05.95→08.02   | WP50  | WP45  |   | CT50  | CT45  | 3A  | 12  |
| Corolla Verso (E12)  | 09.01→01.04   | WP65  | WP40  |   | CT65  | CT40  | 3A  | 12  |
| Corolla Verso (R1)   | 02.04→02.09   | WP65  | WP40  |   | CT65  | CT40  | 3A  | 12  |
| Corolla Wagon (E10)  | 05.92→04.97   | WP50  | WP45  | WP40  | CT50  | CT45  | 3A  | 12  |
| Corolla Wagon (E11)  | 04.97→09.01   | WP50  | WP45  | WP35  | CT50  | CT45  | 3A  | 12  |
| Corolla Wagon (E12)  | 08.00→02.07   | WP60  | WP40  |   | CT60  | CT40  | 3A  | 12  |
| Dyna   | 01.97→04.03   | WP43  | WP43  |   | CT43  | CT43  | 3A  | 12  |
| Dyna   | 10.00→  | WP50  | WP50  |   | CT50  | CT50  | 3A  | 12  |
| Echo   | 09.99→  | WP53  | WP35  |   | CT53  | CT35  | 3A  | 12  |
| Estima   | 06→   | WP70  | WP40  |   | CT70  | CT40  | 3A  | 12  |
| Etios Valco  | 10→   | WP65  |   |   | CT65  |   | 3A  | 12  |

| EASY SET OE & UP  |   |   | HYBRID  |   | REAR FLAT REAR PLASTIC  |   | WINTER  |   |   |   |
|---|---|---|---|---|---|---|---|---|---|---|
|  |  |  |  |  |  |  |  |  |  |  |
|   |   |   |   |   | RP14  | 5A  |   |   |   |   |
|   |   |   |   |   |   |   | W48   | W48   | 3A  |   |
|   |   |   |   |   |   |   | W55   | W55   | 3A  |   |
| SetUP4545   | E3  | 12  |   |   |   |   | W45   | W45   | 3A  | 12  |
| SetUP5045   | E3  | 12  |   |   |   |   | W50   | W45   | 3A  | 12  |
| SetUP5045   | E3  | 12  |   |   |   |   | W50   | W45   | 3A  | 12  |
| SetUP5548   | E3  | 12  |   |   | RP14  | 5B  | W55   | W48   | 3A  | 12  |
| SetUP6040   | E3  | 12  |   |   |   |   | W60   | W40   | 3A  | 12  |
|   |   |   |   |   |   |   | W65   |   | 3A  | 12  |
|   |   |   |   |   |   |   | W65   |   | 3A  | 12  |
| SetUP5045   | E3  | 12  |   |   |   |   | W50   | W45   | 3A  | 12  |
| SetUP5045   | E3  | 12  |   |   |   |   | W50   | W45   | 3A  | 12  |
| SetUP5548   | E3  | 12  |   |   | RP14  | 5A  | W55   | W48   | 3A  | 12  |
| SetUP6040   | E3  | 12  |   |   | RP14  | 5A  | W60   | W40   | 3A  | 12  |
| SetUP5548   | E3  | 12  |   |   | RP14  | 5B  | W55   | W48   | 3A  | 12  |
| SetUP5045   | E3  | 12  |   |   |   |   | W50   | W45   | 3A  | 12  |
| SetUP5045   | E3  | 12  |   |   |   |   | W50   | W45   | 3A  | 12  |
| SetUP5045   | E3  | 12  |   |   |   |   | W50   | W45   | 3A  | 12  |
| SetUP5045   | E3  | 12  |   |   |   |   | W50   | W45   | 3A  | 12  |
| SetUP6540   | E3  | 12  |   |   | RP14  | 5A  | W65   | W40   | 3A  | 12  |
| SetUP6540   | E3  | 12  |   |   | RP12  | 5A  | W65   | W40   | 3A  | 12  |
| SetUP5045   | E3  | 12  |   |   |   |   | W50   | W45   | 3A  | 12  |
| SetUP5045   | E3  | 12  |   |   |   |   | W50   | W45   | 3A  | 12  |
| SetUP6040   | E3  | 12  |   |   | RP14  | 5A  | W60   | W40   | 3A  | 12  |
|   |   |   |   |   |   |   | W40   | W40   | 3A  | 12  |
| SetUP5050   | E3  | 12  |   |   |   |   | W50   | W50   | 3A  | 12  |
|   |   |   |   |   |   |   | W53   | W35   | 3A  |   |
|   |   |   |   |   |   |   | W65   |   | 3A  |   |










# TOEPASSINGEN VOOR AUTO'S












| FOR/FÜR<br> |  | METAL   |   |   | CLEANTECH   |   |   |   |
|--|---|---|---|---|---|---|---|---|
|  |   |  |  |  |  |  |  |  |
| Etois  |   | WP65  |   |   | CT65  |   | 3A  | 12  |
| Fortuner   | 01.05→  | WP53  | WP48  |   | CT53  | CT48  | 3A  | 12  |
| Fortuner (AN160)   | 07.15→  | WP55  | WP40  |   | CT55  | CT40  | 3A  | 12  |
| FunCargo   | 01.00→12.04   | WP55  | WP40  |   | CT55  | CT40  | 3A  | 12  |
| GT86   | 04.12→  | WP55  | WP50  |   | CT55  | CT50  | 3A  | 12  |
| Harrier  | 12.97→02.03   | WP60  | WP53  |   | CT60  | CT53  | 3A  | 12  |
| Harrier  | 02.03→  | WP65  | WP55  |   | CT65  | CT55  | 3A  | 12  |
| Hiace (LXH,RCH)  | 08.95→08.96   | WP50  | WP45  | WP45  | CT50  | CT45  | 3A  | 12  |
| Hiace (LXH,RCH)  | 08.96→05.09   | WP53  | WP53  | WP45  | CT53  | CT53  | 3A  | 12  |
| Hiace (KLH)  | 08.01→  | WP53  | WP53  | WP45  | CT53  | CT53  | 3A  | 12  |
| Hiace Van (LH,LXH,ZH)  | 08.96→02.06   | WP53  | WP53  |   | CT53  | CT53  | 3A  | 12  |
| Hiace Wagon (LH,ZH)  | 08.96→02.06   | WP53  | WP53  |   | CT53  | CT53  | 3A  | 12  |
| Highlander   | 09.00→08.07   | WP55  | WP48  |   | CT55  | CT48  | 3A  | 12  |
| Highlander   | 09.07→  | WP65  | WP50  |   | CT65  | CT50  | 3A  | 12  |
| Hilux (N5/N6)  | 08.84→07.98   | WP43  | WP43  |   | CT43  | CT43  | 3A  | 12  |
| Hilux (N16/N17)  | 08.97→  | WP43  | WP43  |   | CT43  | CT43  | 3A  | 12  |
| Hilux (N15,N25,N26,N35)  | 07.05→  | WP53  | WP48  |   | CT53  | CT48  | 3A  | 12  |
| Hilux (Raider)   | 05.05→  | WP53  | WP48  |   | CT53  | CT48  | 3A  | 12  |
| Hilux (N12,N13)  | 06.15→  | WP55  | WP40  |   | CT55  | CT40  | 3A  | 12  |
| Hilux Vigo (TGN16, TGN26)  | 08.04→  | WP53  | WP48  |   | CT53  | CT48  | 3A  | 12  |
| Innova (AN140)   | 16→   | WP65  | WP40  |   | CT65  | CT40  | 3A  | 12  |
| Innova (AN40)  | 04→15   | WP53  | WP48  |   | CT53  | CT48  | 3A  | 12  |
| iQ   | 11.08→05.14   | WP53  | WP45  |   | CT53  | CT45  | 3A  | 12  |
| Kijang   | 01.96→12.04   | WP53  | WP45  |   | CT53  | CT45  | 3A  | 12  |
| Kijang Innova  | 02.04→  | WP60  | WP40  |   | CT60  | CT40  | 3A  | 12  |
| Land Cruiser (J7)  | 11.84→08.01   | WP43  | WP43  | WP35  | CT43  | CT43  | 3A  | 12  |
| Land Cruiser (J9)  | 04.96→12.06   | WP48  | WP45  | WP35  | CT48  | CT45  | 3A  | 12  |
| Land Cruiser (J10)   | 01.98→07.08   | WP60  | WP55  | WP40  | CT60  | CT55  | 3A  | 12  |
| Land Cruiser (J12)   | 09.02→08.09   | WP55  | WP53  | WP40  | CT55  | CT53  | 3A  | 12  |












| EASY SET OE & UP  |   |   | HYBRID  |   | REAR FLAT REAR PLASTIC  |   | WINTER  |   |   |   |
|---|---|---|---|---|---|---|---|---|---|---|
|  |  |  |  |  |  |  |  |  |  |  |
|   |   |   |   |   |   |   | W65   |   | 3A  |   |
| SetUP5348   | E3  | 12  |   |   | RP12  | 5A  | W53   | W48   | 3A  | 12  |
| SetUP5540   | E3  | 12  |   |   | RP12  | 5A  | W55   | W40   | 3A  | 12  |
|   |   |   |   |   |   |   | W55   | W40   | 3A  |   |
| SetUP5550   | E3  | 12  | H55   | H50   |   |   | W55   | W50   | 3A  | 12  |
| SetUP6053   | E3  | 12  |   |   |   |   | W60   | W53   | 3A  | 12  |
|   |   |   |   |   |   |   | W65   | W55   | 3A  | 12  |
| SetUP5045   | E3  | 12  |   |   |   |   | W50   | W45   | 3A  | 12  |
| SetUP5353   | E3  | 12  |   |   |   |   | W53   | W53   | 3A  | 12  |
| SetUP5353   | E3  | 12  |   |   |   |   | W53   | W53   | 3A  | 12  |
| SetUP5353   | E3  | 12  |   |   |   |   | W53   | W53   | 3A  | 12  |
| SetUP5353   | E3  | 12  |   |   |   |   | W53   | W53   | 3A  | 12  |
| SetUP5353   | E3  | 12  |   |   |   |   | W53   | W53   | 3A  | 12  |
| SetUP5548   | E3  | 12  |   |   | RP12  | 5A  | W55   | W48   | 3A  | 12  |
|   |   |   | H65   | H50   | RP12  | 5A  | W65   | W50   | 3A  | 12  |
|   |   |   |   |   |   |   | W40   | W40   | 3A  | 12  |
|   |   |   |   |   |   |   | W40   | W40   | 3A  | 12  |
| SetUP5348   | E3  | 12  |   |   |   |   | W53   | W48   | 3A  | 12  |
| SetUP5348   | E3  | 12  |   |   |   |   | W53   | W48   | 3A  | 12  |
| SetUP5540   | E3  | 12  | H55   | H40   |   |   | W55   | W40   | 3A  | 12  |
| SetUP5348   | E3  | 12  |   |   |   |   | W53   | W48   | 3A  | 12  |
|   |   |   |   |   |   |   | W65   | W40   | 3A  |   |
|   |   |   |   |   |   |   | W53   | W48   | 3A  |   |
| SetUP5345   | E3  | 12  |   |   | RP10  | 5A  | W53   | W45   | 3A  | 12  |
|   |   |   |   |   |   |   | W53   | W45   | 3A  |   |
|   |   |   |   |   |   |   | W60   | W40   | 3A  |   |
|   |   |   |   |   |   |   | W40   | W40   | 3A  | 12  |
| SetUP4545   | E3  | 12  |   |   |   |   | W48   | W45   | 3A  | 12  |
| SetUP6053   | E3  | 12  |   |   |   |   | W60   | W55   | 3A  | 12  |
| SetUP5553   | E3  | 12  |   |   |   |   | W55   | W53   | 3A  | 12  |












# TOEPASSINGEN VOOR AUTO'S

| FOR/FÜR<br> |  | METAL   |   |   | CLEANTECH   |   |   |   |
|--|---|---|---|---|---|---|---|---|
|  |   |  |  |  |  |  |  |  |
| Land Cruiser (J20)   | 09.07→  | WP60  | WP55  |   | CT60  | CT55  | 3A  | 12  |
| Land Cruiser (J15)   | 08.09→  | WP65  | WP50  |   | CT65  | CT50  | 3A  | 12  |
| Land Cruiser Prado (J9)  | 04.96→09.04   | WP48  | WP45  | WP35  | CT48  | CT45  | 3A  | 12  |
| Land Cruiser Prado (J12)   | 09.02→09.09   | WP55  | WP53  | WP40  | CT55  | CT53  | 3A  | 12  |
| Land Cruiser Prado (J15)   | 09.09→  | WP65  | WP50  |   | CT65  | CT50  | 3A  | 12  |
| Mark X   | 09→   | WP60  | WP40  |   | CT60  | CT40  | 3A  | 12  |
| Mirai  | 16→17   |   |   |   | CT65  | CT50  | 3T  | 51  |
| MR2 Cabrio (W3)  | 12.99→05.06   | WP50  | WP48  |   | CT50  | CT48  | 3A  | 12  |
| Nav  | 12→   | WP65  | WP40  |   | CT65  | CT40  | 3A  | 12  |
| New Altis  | 07.10→12.13   | WP65  |   |   | CT65  |   | 3A  | 12  |
| Paseo (L5)   | 08.95→08.99   | WP50  | WP45  |   | CT50  | CT45  | 3A  | 12  |
| Picnic   | 09.96→05.01   | WP60  | WP40  | WP35  | CT60  | CT40  | 3A  | 12  |
| Picnic   | 08.03→  | WP60  | WP40  |   | CT60  | CT40  | 3A  | 12  |
| Prado (J120)   | 02→09   | WP55  | WP53  |   | CT55  | CT53  | 3A  | 12  |
| Prado (J150)   | 09→   | WP65  | WP50  |   | CT65  | CT50  | 3A  | 12  |
| Previa   | 02.00→01.06   | WP70  | WP45  |   | CT70  | CT45  | 3A  | 12  |
| Prius (W11)  | 09.00→08.03   | WP60  | WP40  |   | CT60  | CT40  | 3A  | 12  |
| Prius (W20)  | 09.03→03.09   | WP65  | WP43  | WP40  | CT65  | CT43  | 3A  | 12  |
| Prius (W30,W35)  | 04.09→  | WP65  | WP40  | WP40  | CT65  | CT40  | 3A  | 12  |
| Prius (W50)  | 11.15→  |   |   |   | CT70  | CT40  | 3T  | 51  |
| Prius + (W40)  | 03.12→  | WP65  | WP35  |   | CT65  | CT38  | 3A  | 12  |
| Proace   | 06.13→  | WP65  | WP50  |   | CT65  | CT50  | 3A  | 12  |
| Proace (K0)  | 02.16→  |   |   |   | CT65  | CT50  | 3F  | 1   |
| Proace Verso (K0)  | 02.16→  |   |   |   | CT65  | CT50  | 3F  | 1   |
| Qualis   | 01.99→11.04   | WP40  | WP40  |   | CT40  | CT40  | 3A  | 12  |
| RAV4 (A1)  | 04.94→08.00   | WP50  | WP45  | WP35  | CT50  | CT45  | 3A  | 12  |
| RAV4 (A2)  | 05.00→01.06   | WP60  | WP48  |   | CT60  | CT48  | 3A  | 12  |
| RAV4 (A3)  | 11.05→11.12   | WP60  | WP43  |   | CT60  | CT43  | 3A  | 12  |
| RAV4 (A4)  | 12.12→  | WP65  | WP40  |   | CT65  | CT40  | 3A  | 12  |










| EASY SET OE & UP  |   |   | HYBRID  |   | REAR FLAT REAR PLASTIC  |   | WINTER  |   |   |   |
|---|---|---|---|---|---|---|---|---|---|---|
|  |  |  |  |  |  |  |  |  |  |  |
| SetUP6053   | E3  | 12  |   |   | RP12  | 5A  | W60   | W55   | 3A  | 12  |
|   |   |   | H65   | H50   | RP12  | 5A  | W65   | W50   | 3A  | 12  |
| SetUP4545   | E3  | 12  | H48   | H45   |   |   | W48   | W45   | 3A  | 12  |
| SetUP5553   | E3  | 12  |   |   |   |   | W55   | W53   | 3A  | 12  |
|   |   |   | H65   | H50   | RP12  | 5A  | W65   | W50   | 3A  | 12  |
|   |   |   |   |   |   |   | W60   | W40   | 3A  |   |
|   |   |   |   |   |   |   |   |   |   |   |
| SetUP5045   | E3  | 12  |   |   |   |   | W50   | W48   | 3A  | 12  |
|   |   |   |   |   |   |   | W65   | W40   | 3A  |   |
|   |   |   |   |   |   |   | W65   |   | 3A  | 12  |
| SetUP5045   | E3  | 12  |   |   |   |   | W50   | W45   | 3A  | 12  |
| SetUP6040   | E3  | 12  |   |   |   |   | W60   | W40   | 3A  | 12  |
| SetUP6040   | E3  | 12  |   |   | RP16  | 5A  | W60   | W40   | 3A  | 12  |
|   |   |   |   |   |   |   | W55   | W53   | 3A  |   |
|   |   |   |   |   |   |   | W65   | W50   | 3A  |   |
|   |   |   |   |   | RP16  | 5A  |   |   |   |   |
| SetUP6040   | E3  | 12  |   |   |   |   | W60   | W40   | 3A  | 12  |
| SetUP6540   | E3  | 12  |   |   |   |   | W65   | W40   | 3A  | 12  |
| SetUP6540   | E3  | 12  | H65   | H40   |   |   | W65   | W40   | 3A  | 12  |
|   |   |   | H65   | H35   | RP10  | 5A  | W65   | W35   | 3A  | 12  |
|   |   |   |   |   | RP14  | 5D  | W65   | W50   | 3A  | 12  |
| SetOE6548   | 3F  | 1   |   |   | RP12  | 5E  | W65   | W50   | 3F  | 1   |
| SetOE6548   | 3F  | 1   |   |   | RP12  | 5E  | W65   | W50   | 3F  | 1   |
|   |   |   |   |   |   |   | W40   | W40   | 3A  |   |
| SetUP5045   | E3  | 12  |   |   |   |   | W50   | W45   | 3A  | 12  |
| SetUP6045   | E3  | 12  |   |   | RP12  | 5A  | W60   | W48   | 3A  | 12  |
| SetUP6040   | E3  | 12  | H60   | H43   | RP12  | 5A  | W60   | W40   | 3A  | 12  |
| SetUP6540   | E3  | 12  |   |   | RP10  | 5A  | W65   | W40   | 3A  | 12  |












# TOEPASSINGEN VOOR AUTO'S

| FOR/FÜR<br> |  | METAL   |   |   | CLEANTECH   |   |   |   |
|--|---|---|---|---|---|---|---|---|
|  |   |  |  |  |  |  |  |  |
| RAV4 Cabrio (A1)   | 11.95→08.00   | WP50  | WP45  |   | CT50  | CT45  | 3A  | 12  |
| Rush   | 06→   | WP53  | WP45  |   | CT53  | CT45  | 3A  | 12  |
| Sequoia  | 09.07→  | WP48  | WP48  |   | CT48  | CT48  | 3A  | 12  |
| Sienna   | 09.06→  | WP65  | WP48  |   | CT65  | CT48  | 3A  | 12  |
| Sienna   | 01.10→  | WP60  | WP50  |   | CT60  | CT50  | 3A  | 12  |
| Solara   | 09.98→08.03   | WP55  | WP53  |   | CT55  | CT53  | 3A  | 12  |
| Solara   | 09.03→08.08   | WP60  | WP48  |   | CT60  | CT48  | 3A  | 12  |
| Starlet (P9)   | 01.96→07.99   | WP50  | WP45  | WP40  | CT50  | CT45  | 3A  | 12  |
| Town Ace   | 02.08→  | WP48  | WP48  |   | CT48  | CT48  | 3A  | 12  |
| Tundra   | 11.06→  |   |   |   | CT65  | CT55  | 3A  | 26  |
| Urban Cruiser (P1)   | 01.09→12.16   | WP60  |   |   | CT60  |   | 3A  | 12  |
| Vellfire   | 07→12   | WP70  | WP35  |   | CT70  | CT35  | 3A  | 12  |
| Ventury  | 02.05→  | WP55  | WP55  |   | CT55  | CT55  | 3A  | 12  |
| Venza  | 02.09→  | WP65  | WP55  |   | CT65  | CT55  | 3A  | 12  |
| Verso (R2)   | 02.09→  | WP65  | WP40  |   | CT65  | CT40  | 3A  | 12  |
| Verso-S  | 11.10→12.15   | WP70  |   |   | CT70  |   | 3A  | 12  |
| Vios   | 03→07   | WP50  | WP35  |   | CT50  | CT35  | 3A  | 12  |
| Vios   | 07→   | WP60  | WP35  |   | CT60  | CT35  | 3A  | 12  |
| Wish (AE10)  | 03→09   | WP65  | WP35  |   | CT65  | CT35  | 3A  | 12  |
| Wish (AE20)  | 09→   | WP60  | WP35  |   | CT60  | CT35  | 3A  | 12  |
| Yaris (P1)   | 01.99→08.05   | WP53  | WP35  |   | CT53  | CT38  | 3A  | 12  |
| Yaris (P9,JTD)   | 08.05→07.11   | WP60  |   |   | CT60  |   | 3A  | 12  |
| Yaris (P9,VNK)   | 11.05→07.11   | WP60  |   |   | CT60  |   | 3A  | 12  |
| Yaris (P13)  | 07.11→  | WP70  |   |   | CT70  |   | 3A  | 12  |
| Yaris (F) (P1)   | 01.01→08.06   | WP53  | WP35  |   | CT53  | CT38  | 3A  | 12  |
| Yaris Verso (P2)   | 08.99→11.02   | WP55  | WP40  | WP40  | CT55  | CT40  | 3A  | 12  |
| Yaris Verso (P2)   | 12.02→09.05   | WP55  | WP40  |   | CT55  | CT40  | 3A  | 12  |
| <b>VOLVO</b>   |   |   |   |   |   |   |   |   |
| C30  | 10.06→07.10   |   |   |   | CT65  | CT50  | 3H-8  | 28  |










| EASY SET OE & UP  |   |   | HYBRID  |   | REAR FLAT REAR PLASTIC  |   | WINTER  |   |   |   |
|---|---|---|---|---|---|---|---|---|---|---|
|  |  |  |  |  |  |  |  |  |  |  |
| SetUP5045   | E3  | 12  |   |   |   |   | W50   | W45   | 3A  | 12  |
|   |   |   |   |   |   |   | W53   | W45   | 3A  |   |
| SetUP4848   | E3  | 12  |   |   |   |   | W48   | W48   | 3A  | 12  |
|   |   |   |   |   |   |   | W65   | W48   | 3A  | 12  |
|   |   |   | H60   | H50   |   |   | W60   | W50   | 3A  | 12  |
| SetUP5553   | E3  | 12  |   |   |   |   | W55   | W53   | 3A  | 12  |
| SetUP6045   | E3  | 12  |   |   |   |   | W60   | W48   | 3A  | 12  |
| SetUP5045   | E3  | 12  |   |   |   |   | W50   | W45   | 3A  | 12  |
|   |   |   |   |   |   |   | W48   | W48   | 3A  |   |
|   |   |   |   |   |   |   | W65   | W55   | 3A  | 26  |
|   |   |   |   |   |   |   | W60   |   | 3A  | 12  |
|   |   |   |   |   |   |   |   |   |   |   |
|   |   |   |   |   |   |   | W55   | W55   | 3A  |   |
|   |   |   | H65   | H55   | RP12  | 5A  | W65   | W55   | 3A  | 12  |
| SetUP6540   | E3  | 12  | H65   | H40   | RP12  | 5A  | W65   | W40   | 3A  | 12  |
|   |   |   | H70   |   | RP12  | 5A  |   |   |   |   |
|   |   |   |   |   |   |   | W50   | W35   | 3A  |   |
|   |   |   |   |   |   |   | W60   | W35   | 3A  |   |
|   |   |   |   |   |   |   | W65   | W35   | 3A  |   |
|   |   |   |   |   |   |   | W60   | W35   | 3A  |   |
|   |   |   |   |   |   |   | W53   | W35   | 3A  | 12  |
|   |   |   |   |   | RP12  | 5A  | W60   |   | 3A  | 12  |
|   |   |   |   |   |   |   | W60   |   | 3A  | 12  |
|   |   |   | H70   |   | RP12  | 5A  |   |   |   |   |
|   |   |   |   |   |   |   | W53   | W35   | 3A  | 12  |
| SetUP5540   | E3  | 12  |   |   |   |   | W55   | W40   | 3A  | 12  |
| SetUP5540   | E3  | 12  |   |   |   |   | W55   | W40   | 3A  | 12  |
| SetOE6548   | 3H-2  | 28  |   |   | RF16  | 7A  | W65   | W50   | 3H-8  | 28  |

# TOEPASSINGEN VOOR AUTO'S












| FOR/FÜR<br> |  | METAL   |   |   | CLEANTECH   |   |   |   |
|--|---|---|---|---|---|---|---|---|
|  |   |  |  |  |  |  |  |  |
| C30  | 10.06→  |   |   |   | CT65  | CT48  | 3H-8  | 28  |
| C30  | 08.10→  |   |   |   | CT65  | CT50  | 3H-8  | 28  |
| C70 Coupé  | 01.97→07.02   | WP53  | WP53  |   | CT53  | CT53  | 3A  | 12  |
| C70 I Cabrio   | 02.98→03.06   | WP53  | WP53  |   | CT53  | CT53  | 3A  | 12  |
| C70 II Cabrio  | 03.06→12.13   |   |   |   | CT65  | CT48  | 3H-8  | 28  |
| S40 I  | 09.95→01.04   | WP50  | WP50  |   | CT50  | CT50  | 3A  | 12  |
| S40 II (P11)   | 12.03→12.12   |   |   |   | CT65  | CT48  | 3B-2, 3H-8  | 27  |
| S40 II (P11)   | 12.03→08.05   |   |   |   | CT65  | CT50  | 3B-2  | 41  |
| S40 II (P11)   | 08.05→12.12   |   |   |   | CT65  | CT50  | 3H-8  | 28  |
| S60 Cross Country  | 08.15→  |   |   |   | CT65  | CT50  | 3H-8  | 28  |
| S60 I  | 11.00→07.04   | WP60  | WP53  |   | CT60  | CT53  | 3A  | 12  |
| S60 I  | 08.04→07.09   |   |   |   | CT60  | CT53  | 3A  | 26  |
| S60 II   | 11.10→  |   |   |   | CT65  | CT50  | 3H-8  | 28  |
| S70  | 01.97→07.00   | WP53  | WP53  |   | CT53  | CT53  | 3A  | 12  |
| S80 I  | 08.98→07.04   | WP60  | WP53  |   | CT60  | CT53  | 3A  | 12  |
| S80 I  | 08.04→07.06   |   |   |   | CT60  | CT53  | 3A  | 26  |
| S80 II   | 03.06→  |   |   |   | CT65  | CT50  | 3H-8  | 28  |
| S90 I  | 01.97→05.98   | WP53  | WP53  |   | CT53  | CT53  | 3A  | 12  |
| S90 II   | 03.16→  |   |   |   | CT60  | CT50  | 3H-8  | 27  |
| V40 Cross Country  | 01.13→  |   |   |   | CT65  | CT48  | 3H-8  | 28  |
| V40 I  | 01.95→08.04   | WP50  | WP50  |   | CT50  | CT50  | 3A  | 12  |
| V40 I  | 01.95→08.04   | WP50  | WP50  | WP40  | CT50  | CT50  | 3A  | 12  |
| V40 I  | 05.00→08.04   | WP50  | WP50  |   | CT50  | CT50  | 3A  | 12  |
| V40 II   | 09.12→  |   |   |   | CT65  | CT48  | 3H-8  | 28  |
| V50  | 04.04→12.12   |   |   |   | CT65  | CT48  | 3B-2, 3H-8  | 27  |
| V50  | 04.04→07.05   |   |   |   | CT65  | CT50  | 3B-2  | 41  |
| V50  | 08.05→12.12   |   |   |   | CT65  | CT50  | 3H-8  | 28  |
| V60  | 09.10→06.15   |   |   |   | CT65  | CT50  | 3H-8  | 28  |
| V60  | 09.10→  |   |   |   | CT65  | CT48  | 3H-8  | 28  |

| EASY SET OE & UP  |   |   | HYBRID  |   | REAR FLAT<br>REAR PLASTIC   |   | WINTER  |   |   |   |
|---|---|---|---|---|---|---|---|---|---|---|
|  |  |  |  |  |  |  |  |  |  |  |
| SetOE6548   | 3H-2  | 28  |   |   |   |   | W65   | W48   | 3H-8  | 28  |
| SetOE6548   | 3H-2  | 28  |   |   |   |   | W65   | W50   | 3H-8  | 28  |
| SetUP5353   | E3  | 12  |   |   |   |   | W53   | W53   | 3A  | 12  |
| SetUP5353   | E3  | 12  |   |   |   |   | W53   | W53   | 3A  | 12  |
| SetOE6548   | 3H-2  | 28  |   |   |   |   | W65   | W48   | 3H-8  | 28  |
| SetUP5050   | E3  | 12  |   |   |   |   | W50   | W50   | 3A  | 12  |
| SetOE6548   | 3B-2, 3H-2  | 27  |   |   |   |   | W65   | W48   | 3B-2, 3H-8  | 27  |
| SetOE6548   | 3B-2  | 41  |   |   |   |   | W65   | W50   | 3B-2  | 41  |
| SetOE6548   | 3H-2  | 28  |   |   |   |   | W65   | W50   | 3H-8  | 28  |
| SetOE6548   | 3H-2  | 28  |   |   |   |   | W65   | W50   | 3H-8  | 28  |
| SetUP6053   | E3  | 12  |   |   |   |   | W60   | W53   | 3A  | 12  |
| SetOE6053   | 3D-2  | 26  |   |   |   |   | W60   | W53   | 3A  | 26  |
| SetOE6548   | 3H-2  | 28  |   |   |   |   | W65   | W50   | 3H-8  | 28  |
| SetUP5353   | E3  | 12  |   |   |   |   | W53   | W53   | 3A  | 12  |
| SetUP6053   | E3  | 12  |   |   |   |   | W60   | W53   | 3A  | 12  |
| SetOE6053   | 3D-2  | 26  |   |   |   |   | W60   | W53   | 3A  | 26  |
| SetOE6548   | 3H-2  | 28  |   |   |   |   | W65   | W50   | 3H-8  | 28  |
| SetUP5353   | E3  | 12  |   |   |   |   | W53   | W53   | 3A  | 12  |
| SetOE6050   | 3H-2  | 27  |   |   |   |   | W60   | W50   | 3H-8  | 27  |
| SetOE6548   | 3H-2  | 28  |   |   | RF11  | 7A+7D   | W65   | W48   | 3H-8  | 28  |
| SetUP5050   | E3  | 12  |   |   |   |   | W50   | W50   | 3A  | 12  |
| SetUP5050   | E3  | 12  |   |   |   |   | W50   | W50   | 3A  | 12  |
| SetUP5050   | E3  | 12  |   |   |   |   | W50   | W50   | 3A  | 12  |
| SetOE6548   | 3H-2  | 28  |   |   | RF11  | 7A+7D   | W65   | W48   | 3H-8  | 28  |
| SetOE6548   | 3B-2, 3H-2  | 27  |   |   |   |   | W65   | W48   | 3B-2, 3H-8  | 27  |
| SetOE6548   | 3B-2  | 41  |   |   |   |   | W65   | W50   | 3B-2  | 41  |
| SetOE6548   | 3H-2  | 28  |   |   |   |   | W65   | W50   | 3H-8  | 28  |
| SetOE6548   | 3H-2  | 28  |   |   |   |   | W65   | W50   | 3H-8  | 28  |
| SetOE6548   | 3H-2  | 28  |   |   |   |   | W65   | W48   | 3H-8  | 28  |










# TOEPASSINGEN VOOR AUTO'S












| FOR/FÜR<br> |  | METAL   |   |   | CLEANTECH   |   |   |   |
|--|---|---|---|---|---|---|---|---|
|  |   |  |  |  |  |  |  |  |
| V60  | 06.15→  |   |   |   | CT65  | CT50  | 3H-8  | 28  |
| V60 Cross Country  | 08.15→  |   |   |   | CT65  | CT50  | 3H-8  | 28  |
| V70 I  | 01.97→03.00   | WP53  | WP53  | WP43  | CT53  | CT53  | 3A  | 12  |
| V70 II   | 03.00→07.03   | WP60  | WP53  | WP40  | CT60  | CT53  | 3A  | 12  |
| V70 II   | 03.00→07.04   | WP60  | WP53  |   | CT60  | CT53  | 3A  | 12  |
| V70 II   | 08.03→07.04   | WP60  | WP53  |   | CT60  | CT53  | 3A  | 12  |
| V70 II   | 08.04→07.07   |   |   |   | CT60  | CT53  | 3A  | 26  |
| V70 III  | 08.07→  |   |   |   | CT65  | CT50  | 3H-8  | 28  |
| V90 Cross Country  | 02.17→  |   |   |   | CT60  | CT50  | 3H-8  | 27  |
| V90 I  | 01.97→07.98   | WP53  | WP53  |   | CT53  | CT53  | 3A  | 12  |
| V90 II   | 03.16→  |   |   |   | CT60  | CT50  | 3H-8  | 27  |
| XC40   | 12.17→  |   |   |   | CT60  | CT50  | 3H-8  | 27  |
| XC60 I   | 03.09→07.17   |   |   |   | CT65  | CT50  | 3H-8  | 28  |
| XC60 I   | 03.09→07.10   |   |   |   | CT65  | CT50  | 3H-8  | 28  |
| XC60 I   | 08.10→07.17   |   |   |   | CT65  | CT50  | 3H-8  | 28  |
| XC60 II  | 03.17→  |   |   |   | CT65  | CT50  | 3H-8  | 28  |
| XC70 I   | 08.02→07.03   | WP60  | WP53  | WP40  | CT60  | CT53  | 3A  | 12  |
| XC70 I   | 08.02→07.04   | WP60  | WP53  |   | CT60  | CT53  | 3A  | 12  |
| XC70 I   | 08.03→07.04   | WP60  | WP53  |   | CT60  | CT53  | 3A  | 12  |
| XC70 I   | 08.04→07.07   |   |   |   | CT60  | CT53  | 3A  | 26  |
| XC70 II  | 08.07→  |   |   |   | CT65  | CT50  | 3H-8  | 28  |
| XC90 I   | 10.02→07.04   | WP60  | WP50  |   | CT60  | CT50  | 3A  | 12  |
| XC90 I   | 08.04→07.06   |   |   |   | CT60  | CT53  | 3A  | 26  |
| XC90 I   | 08.06→07.10   |   |   |   | CT60  | CT53  | 3A  | 26  |
| XC90 I   | 08.10→07.16   |   |   |   | CT60  | CT53  | 3A  | 26  |
| XC90 II  | 06.15→  |   |   |   | CT60  | CT50  | 3H-8  | 27  |
| <b>VW</b>  |   |   |   |   |   |   |   |   |
| Cross Santana  | 02.16→  |   |   |   | CT60  | CT40  | 3H-8  | 27  |
| Gran Santana   | 03.15→  |   |   |   | CT60  | CT40  | 3H-8  | 27  |
| Lamando  | 04.15→  |   |   |   | CT60  | CT50  | 3H-8  | 27  |












| EASY SET OE & UP  |   |   | HYBRID  |   | REAR FLAT REAR PLASTIC  |   | WINTER  |   |   |   |
|---|---|---|---|---|---|---|---|---|---|---|
|  |  |  |  |  |  |  |  |  |  |  |
| SetOE6548   | 3H-2  | 28  |   |   |   |   | W65   | W50   | 3H-8  | 28  |
| SetOE6548   | 3H-2  | 28  |   |   |   |   | W65   | W50   | 3H-8  | 28  |
| SetUP5353   | E3  | 12  |   |   |   |   | W53   | W53   | 3A  | 12  |
| SetUP6053   | E3  | 12  |   |   |   |   | W60   | W53   | 3A  | 12  |
| SetUP6053   | E3  | 12  |   |   |   |   | W60   | W53   | 3A  | 12  |
| SetUP6053   | E3  | 12  |   |   | RP14  | 5D  | W60   | W53   | 3A  | 12  |
| SetOE6053   | 3D-2  | 26  |   |   |   |   | W60   | W53   | 3A  | 26  |
| SetOE6548   | 3H-2  | 28  |   |   | RF14  | 7A  | W65   | W50   | 3H-8  | 28  |
|   |   |   |   |   |   |   | W60   | W50   | 3H-8  | 27  |
| SetUP5353   | E3  | 12  |   |   |   |   | W53   | W53   | 3A  | 12  |
|   |   |   |   |   | RF14  | 7A  | W60   | W50   | 3H-8  | 27  |
| SetOE6050   | 3H-2  | 27  |   |   |   |   | W60   | W50   | 3H-8  | 27  |
| SetOE6548   | 3H-2  | 28  |   |   |   |   | W65   | W50   | 3H-8  | 28  |
| SetOE6548   | 3H-2  | 28  |   |   | RF15  | 7A  | W65   | W50   | 3H-8  | 28  |
| SetOE6548   | 3H-2  | 28  |   |   | RP14  | 5D  | W65   | W50   | 3H-8  | 28  |
| SetOE6548   | 3H-2  | 28  |   |   |   |   | W65   | W50   | 3H-8  | 28  |
| SetUP6053   | E3  | 12  |   |   |   |   | W60   | W53   | 3A  | 12  |
| SetUP6053   | E3  | 12  |   |   |   |   | W60   | W53   | 3A  | 12  |
| SetUP6053   | E3  | 12  |   |   | RP14  | 5D  | W60   | W53   | 3A  | 12  |
| SetOE6053   | 3D-2  | 26  |   |   | RP14  | 5D  | W60   | W53   | 3A  | 26  |
| SetOE6548   | 3H-2  | 28  |   |   | RF14  | 7A  | W65   | W50   | 3H-8  | 28  |
|   |   |   |   |   | RP14  | 5D  | W60   | W50   | 3A  | 12  |
| SetOE6053   | 3D-2  | 26  |   |   | RP14  | 5D  | W60   | W53   | 3A  | 26  |
| SetOE6053   | 3D-2  | 26  |   |   | RF15  | 7A  | W60   | W53   | 3A  | 26  |
| SetOE6053   | 3D-2  | 26  |   |   | RP14  | 5D  | W60   | W53   | 3A  | 26  |
|   |   |   |   |   | RF14  | 7A  | W60   | W50   | 3H-8  | 27  |
|   |   |   |   |   |   |   | W60   | W40   | 3H-8  |   |
|   |   |   |   |   |   |   | W60   | W40   | 3H-8  |   |
|   |   |   |   |   |   |   | W60   | W50   | 3H-8  |   |












# TOEPASSINGEN VOOR AUTO'S

| FOR/FÜR<br> |  31 | METAL   |   |   | CLEANTECH   |   |   |   |
|--|--|---|---|---|---|---|---|---|
|  |  |  |  |  |  |  |  |  |
| Magotan  | 01.07→04.11  |   |   |   | CT60  | CT48  | 3H-8  | 27  |
| Passat   | 04.11→   |   |   |   | CT60  | CT48  | 3H-8  | 27  |
| Sagitar  | 01.06→   |   |   |   | CT60  | CT48  | 3H-8  | 27  |
| Santana New  | 06.14→   |   |   |   | CT60  | CT40  | 3H-8  | 27  |
| <b>VW (VOLKSWAGEN)</b>   |  |   |   |   |   |   |   |   |
| Amarok (2H)  | 09.10→04.12  | WP60  | WP53  |   | CT60  | CT53  | 3A  | 12  |
| Amarok (2H)  | 05.12→10.16  |   |   |   | CT60  | CT60  | 3H-8  | 27  |
| Amarok (S6,S7)   | 06.16→   |   |   |   | CT60  | CT60  | 3H-8  | 27  |
| Ameo   |  | WP60  | WP40  |   | CT60  | CT43  |   | 12  |
| Arteon (3H7)   | 03.17→   |   |   |   | CT65  | CT48  | 3H-8  | 27  |
| Beetle (5C1,5C2)   | 04.11→   |   |   |   | CT53  | CT53  | 3H-8  | 27  |
| Beetle Cabriolet (5C7,5C8)   | 01.13→   |   |   |   | CT53  | CT53  | 3H-8  | 27  |
| Bora (1J2)   | 09.98→05.02  | WP53  | WP48  |   | CT53  | CT48  | 3A  | 12  |
| Bora (1J2)   | 06.02→05.05  |   |   |   | CT53  | CT45  | 3B-2  | 41  |
| Bora Variant (1J6)   | 09.98→05.02  | WP53  | WP48  | WP35  | CT53  | CT48  | 3A  | 12  |
| Bora Variant (1J6)   | 06.02→05.05  |   |   |   | CT53  | CT45  | 3B-2  | 41  |
| Caddy (9K9)  | 11.95→06.03  | WP53  | WP45  | WP45  | CT53  | CT45  | 3A  | 12  |
| Caddy (2K)   | 02.04→08.10  |   |   |   | CT60  | CT48  | 3B-2, 3H-8  | 27  |
| Caddy (2K)   | 02.04→10.06  |   |   |   | CT60  | CT45  | 3B-2  | 41  |
| Caddy (2K)   | 11.06→08.10  |   |   |   | CT60  | CT45  | 3H-8  | 28  |
| Caddy (2C)   | 09.10→05.15  |   |   |   | CT60  | CT45  | 3H-8  | 28  |
| Caddy (SA)   | 05.15→05.17  |   |   |   | CT60  | CT45  | 3H-8  | 28  |
| Caddy (SA)   | 06.17→   |   |   |   | CT60  | CT45  | 3H-8  | 27  |
| Caddy Pickup (9U7)   | 06.96→12.00  | WP53  | WP45  |   | CT53  | CT45  | 3A  | 12  |
| California T4 (70,7D)  | 09.90→06.03  | WP53  | WP50  | WP40  | CT53  | CT50  | 3A  | 12  |
| California T5 (7H, 7E)   | 02.03→05.13  |   |   |   | CT60  | CT60  | 3B-2  | 41  |
| California T5 (7H, 7E)   | 02.03→05.13  | WP60  | WP53  |   | CT60  | CT53  | 3A  | 12  |
| California T5 (7E)   | 06.13→08.15  |   |   |   | CT60  | CT60  | 3H-8  | 27  |
| California T6 (SG)   | 04.15→   |   |   |   | CT60  | CT60  | 3H-8  | 27  |










| EASY SET OE & UP  |   |   | HYBRID  |   | REAR FLAT<br>REAR PLASTIC   |   | WINTER  |   |   |   |
|---|---|---|---|---|---|---|---|---|---|---|
|  |  |  |  |  |  |  |  |  |  |  |
|   |   |   |   |   |   |   | W60   | W48   | 3H-8  |   |
|   |   |   |   |   |   |   | W60   | W48   | 3H-8  |   |
|   |   |   |   |   |   |   | W60   | W48   | 3H-8  |   |
|   |   |   |   |   |   |   | W60   | W40   | 3H-8  |   |
| <b>SetUP6053</b>  | E3  | 12  |   |   |   |   | W60   | W53   | 3A  | 12  |
| <b>SetOE6060</b>  | 3H-2  | 27  |   |   |   |   | W60   | W60   | 3H-8  | 27  |
| <b>SetOE6060</b>  | 3H-2  | 27  |   |   |   |   | W60   | W60   | 3H-8  | 27  |
| <b>SetOE6548</b>  | 3H-2  | 27  |   |   |   |   | W65   | W48   | 3H-8  | 27  |
| <b>SetOE5353</b>  | 3H-2  | 27  |   |   |   |   | W53   | W53   | 3H-8  | 27  |
| <b>SetOE5353</b>  | 3H-2  | 27  |   |   |   |   | W53   | W53   | 3H-8  | 27  |
| <b>SetUP5348</b>  | E3  | 12  |   |   |   |   | W53   | W48   | 3A  | 12  |
| <b>SetOE5348</b>  | 3B-2  | 41  |   |   |   |   | W53   | W45   | 3B-2  | 41  |
| <b>SetUP5348</b>  | E3  | 12  |   |   |   |   | W53   | W48   | 3A  | 12  |
| <b>SetOE5348</b>  | 3B-2  | 41  |   |   |   |   | W53   | W45   | 3B-2  | 41  |
| <b>SetUP5345</b>  | E3  | 12  |   |   |   |   | W53   | W45   | 3A  | 12  |
| <b>SetOE6048</b>  | 3B-2, 3H-2  | 27  |   |   | RF16  | 7A+7D   | W60   | W48   | 3B-2, 3H-8  | 27  |
| <b>SetOE6045</b>  | 3B-2  | 41  |   |   |   |   | W60   | W45   | 3B-2  | 41  |
| <b>SetOE6045</b>  | 3H-2  | 28  |   |   |   |   | W60   | W45   | 3H-8  | 28  |
| <b>SetOE6045</b>  | 3H-2  | 28  |   |   | RF16  | 7A+7D   | W60   | W45   | 3H-8  | 28  |
| <b>SetOE6045</b>  | 3H-2  | 28  |   |   | RF16  | 7A+7E   | W60   | W45   | 3H-8  | 28  |
| <b>SetOE6045</b>  | 3H-2  | 27  |   |   | RF16  | 7A+7E   | W60   | W45   | 3H-8  | 27  |
| <b>SetUP5345</b>  | E3  | 12  |   |   |   |   | W53   | W45   | 3A  | 12  |
| <b>SetUP5348</b>  | E3  | 12  |   |   |   |   | W53   | W50   | 3A  | 12  |
| <b>SetOE6060</b>  | 3B-2  | 41  |   |   | RF18  | 7A+7D   | W60   | W60   | 3B-2  | 41  |
| <b>SetUP6053</b>  | E3  | 12  |   |   | RF18  | 7A+7D   | W60   | W53   | 3A  | 12  |
| <b>SetOE6060</b>  | 3H-2  | 27  |   |   |   |   | W60   | W60   | 3H-8  | 27  |
| <b>SetOE6060</b>  | 3H-2  | 27  |   |   | RF16  | 7A+7E   | W60   | W60   | 3H-8  | 27  |












# TOEPASSINGEN VOOR AUTO'S

| FOR/FÜR<br> |  31 | METAL   |   |   | CLEANTECH   |   |   |   |
|--|--|---|---|---|---|---|---|---|
|  |  |  |  |  |  |  |  |  |
| Caravelle T4 (70,7D)   | 09.90→06.03  | WP53  | WP50  | WP40  | CT53  | CT50  | 3A  | 12  |
| Caravelle T5 (7H, 7E)  | 02.03→05.13  |   |   |   | CT60  | CT60  | 3B-2  | 41  |
| Caravelle T5 (7H, 7E)  | 02.03→05.13  | WP60  | WP53  |   | CT60  | CT53  | 3A  | 12  |
| Caravelle T5 (7E)  | 06.13→08.15  |   |   |   | CT60  | CT60  | 3H-8  | 27  |
| Caravelle T6 (SG)  | 04.15→   |   |   |   | CT60  | CT60  | 3H-8  | 27  |
| CC(358)  | 11.11→12.16  |   |   |   | CT60  | CT48  | 3H-8  | 27  |
| Crafter (2E)   | 04.06→12.16  |   |   |   | CT65  | CT60  | 3A  | 26  |
| Crafter (SY,SZ)  | 09.16→   |   |   |   | CT70  | CT65  | 3H-8  | 27  |
| e-Golf (BE1)   | 03.14→   |   |   |   | CT65  | CT45  | 3H-8  | 27  |
| Eos (1F7,1F8)  | 05.06→08.15  |   |   |   | CT60  | CT48  | 3H-8  | 28  |
| e-up! (BL1)  | 07.13→06.16  |   |   |   | CT60  | CT40  | 3H-8  | 27  |
| e-up! (BL2)  | 08.16→   |   |   |   | CT60  | CT40  | 3H-8  | 27  |
| Eurovan (70)   | 09.91→08.01  | WP53  | WP50  | WP40  | CT53  | CT50  | 3A  | 12  |
| Fox (5Z1)  | 04.05→12.12  | WP53  | WP35  |   | CT53  | CT38  | 3A  | 12  |
| Golf Alltrack (BA5, BV5)   | 11.14→   |   |   |   | CT65  | CT45  | 3H-8  | 28  |
| Golf III (1H1)   | 11.91→12.97  | WP53  | WP48  | WP35  | CT53  | CT48  | 3A  | 12  |
| Golf III Cabriolet (1E7)   | 09.93→04.98  | WP53  | WP48  |   | CT53  | CT48  | 3A  | 12  |
| Golf III Variant (1H5)   | 07.93→02.99  | WP53  | WP48  | WP35  | CT53  | CT48  | 3A  | 12  |
| Golf IV (1J1)  | 10.97→05.02  | WP53  | WP48  | WP35  | CT53  | CT48  | 3A  | 12  |
| Golf IV (1J1)  | 06.02→06.05  |   |   |   | CT53  | CT45  | 3B-2  | 41  |
| Golf IV Cabriolet (1E7)  | 04.98→06.02  | WP53  | WP48  |   | CT53  | CT48  | 3A  | 12  |
| Golf IV Variant (1J5)  | 05.99→05.02  | WP53  | WP48  | WP35  | CT53  | CT48  | 3A  | 12  |
| Golf IV Variant (1J5)  | 06.02→06.06  |   |   |   | CT53  | CT45  | 3B-2  | 41  |
| Golf Plus (5M1,521)  | 01.05→02.14  |   |   |   | CT70  | CT70  | 3B-2  | 41  |
| Golf Plus (5M1)  | 01.05→05.09  |   |   |   | CT70  | CT70  | 3B-2  | 41  |
| Golf Plus (521)  | 01.09→02.14  |   |   |   | CT70  | CT70  | 3B-2  | 41  |
| Golf Sportsvan (AM1)   | 02.14→   |   |   |   | CT70  | CT40  | 3H-8  | 27  |
| Golf V (1K1)   | 10.03→11.08  |   |   |   | CT60  | CT48  | 3B-2, 3H-8  | 27  |
| Golf V (1K1)   | 10.03→10.05  |   |   |   | CT60  | CT48  | 3B-2  | 41  |










| EASY SET OE & UP  |   |   | HYBRID  |   | REAR FLAT<br>REAR PLASTIC   |   | WINTER  |   |   |   |
|---|---|---|---|---|---|---|---|---|---|---|
|  |  |  |  |  |  |  |  |  |  |  |
| SetUP5348   | E3  | 12  |   |   |   |   | W53   | W50   | 3A  | 12  |
| SetOE6060   | 3B-2  | 41  |   |   |   |   | W60   | W60   | 3B-2  | 41  |
| SetUP6053   | E3  | 12  |   |   |   |   | W60   | W53   | 3A  | 12  |
| SetOE6060   | 3H-2  | 27  |   |   | RF16  | 7A+7D   | W60   | W60   | 3H-8  | 27  |
| SetOE6060   | 3H-2  | 27  |   |   | RF18  | 7A+7D   | W60   | W60   | 3H-8  | 27  |
| SetOE6048   | 3H-2  | 27  |   |   |   |   | W60   | W48   | 3H-8  | 27  |
|   |   |   |   |   | RF17  | 7A+7C   | W65   | W60   | 3A  | 26  |
| SetOE6545   | 3H-2  | 27  |   |   | RF11  | 7A+7E   | W65   | W45   | 3H-8  | 27  |
| SetOE6048   | 3H-2  | 28  |   |   |   |   | W60   | W48   | 3H-8  | 28  |
| SetOE6040   | 3H-2  | 27  |   |   | RF10  | 7A+7E   | W60   | W40   | 3H-8  | 27  |
| SetOE6040   | 3H-2  | 27  |   |   | RF10  | 7A+7E   | W60   | W40   | 3H-8  | 27  |
| SetUP5348   | E3  | 12  |   |   |   |   | W53   | W50   | 3A  | 12  |
|   |   |   |   |   |   |   | W53   | W35   | 3A  | 12  |
| SetOE6545   | 3H-2  | 28  |   |   | RF11  | 7A+7E   | W65   | W45   | 3H-8  | 28  |
| SetUP5348   | E3  | 12  |   |   |   |   | W53   | W48   | 3A  | 12  |
| SetUP5348   | E3  | 12  |   |   |   |   | W53   | W48   | 3A  | 12  |
| SetUP5348   | E3  | 12  |   |   |   |   | W53   | W48   | 3A  | 12  |
| SetUP5348   | E3  | 12  |   |   |   |   | W53   | W48   | 3A  | 12  |
| SetOE5348   | 3B-2  | 41  |   |   |   |   | W53   | W45   | 3B-2  | 41  |
| SetUP5348   | E3  | 12  |   |   |   |   | W53   | W48   | 3A  | 12  |
| SetUP5348   | E3  | 12  |   |   |   |   | W53   | W48   | 3A  | 12  |
| SetOE5348   | 3B-2  | 41  |   |   |   |   | W53   | W45   | 3B-2  | 41  |
| SetOE7070   | 3B-2  | 41  |   |   |   |   |   |   |   |   |
| SetOE7070   | 3B-2  | 41  |   |   | RF13  | 7A+7D   |   |   |   |   |
| SetOE7070   | 3B-2  | 41  |   |   | RF13  | 7A+7E   |   |   |   |   |
|   |   |   |   |   | RF11  | 7A+7E   |   |   |   |   |
| SetOE6048   | 3B-2, 3H-2  | 27  |   |   | RF13  | 7A+7D   | W60   | W48   | 3B-2, 3H-8  | 27  |
| SetOE6048   | 3B-2  | 41  |   |   | RF13  | 7A+7D   | W60   | W48   | 3B-2  | 41  |

# TOEPASSINGEN VOOR AUTO'S












| FOR/FÜR<br> |  31 | METAL   |   |   | CLEANTECH   |   |   |   |
|--|--|---|---|---|---|---|---|---|
|  |  |  |  |  |  |  |  |  |
| Golf V (1K1)   | 11.05→11.08  |   |   |   | CT60  | CT48  | 3H-8  | 28  |
| Golf V Variant (1K5)   | 05.07→07.09  |   |   |   | CT60  | CT48  | 3H-8  | 28  |
| Golf VI (5K1)  | 10.08→11.12  |   |   |   | CT60  | CT48  | 3H-8  | 28  |
| Golf VI Cabriolet (517)  | 03.11→05.16  |   |   |   | CT60  | CT48  | 3H-8  | 27  |
| Golf VI Variant (AJ5)  | 06.09→04.13  |   |   |   | CT60  | CT48  | 3H-8  | 28  |
| Golf VII (5G1, BQ1)  | 08.12→   |   |   |   | CT65  | CT45  | 3H-8  | 28  |
| Golf VII Variant (BA5, BV5)  | 04.13→   |   |   |   | CT65  | CT45  | 3H-8  | 28  |
| Jetta (1K2)  | 01.05→10.10  |   |   |   | CT60  | CT48  | 3B-2, 3H-8  | 27  |
| Jetta (1K2)  | 01.05→11.05  |   |   |   | CT60  | CT48  | 3B-2  | 41  |
| Jetta (1K2)  | 12.05→10.10  |   |   |   | CT60  | CT48  | 3H-8  | 28  |
| Jetta (162,163,AV2)  | 02.11→   |   |   |   | CT60  | CT48  | 3H-8  | 27  |
| LT (2D,2H)   | 05.96→04.06  | WP60  | WP53  |   | CT60  | CT53  | 3A  | 12  |
| Lupo (6X1)   | 06.98→05.03  | WP53  | WP48  | WP28  | CT53  | CT48  | 3A  | 12  |
| Lupo (6X1)   | 06.03→07.05  | WP48  | WP45  | WP28  | CT48  | CT45  | 3A  | 12  |
| Maggiolino (Beetle) (5C1)  | 04.11→06.16  |   |   |   | CT53  | CT53  | 3H-8  | 27  |
| Multivan T4 (70,7D)  | 09.90→06.03  | WP53  | WP50  | WP40  | CT53  | CT50  | 3A  | 12  |
| Multivan T5 (7H, 7E)   | 02.03→05.13  |   |   |   | CT60  | CT60  | 3B-2  | 41  |
| Multivan T5 (7H, 7E)   | 02.03→05.13  | WP60  | WP53  |   | CT60  | CT53  | 3A  | 12  |
| Multivan T5 (7E)   | 06.13→08.15  |   |   |   | CT60  | CT60  | 3H-8  | 27  |
| Multivan T6 (SG)   | 04.15→   |   |   |   | CT60  | CT60  | 3H-8  | 27  |
| New Beetle (1C1,9C1)   | 01.98→12.10  | WP53  | WP53  |   | CT53  | CT53  | 3A  | 12  |
| New Beetle Cabriolet (1Y7)   | 01.03→10.10  | WP53  | WP53  |   | CT53  | CT53  | 3A  | 12  |
| Passat (35I,3A2)   | 04.88→03.97  | WP53  | WP53  |   | CT53  | CT53  | 3A  | 12  |
| Passat (3B2)   | 10.96→11.00  | WP53  | WP50  |   | CT53  | CT50  | 3A  | 12  |
| Passat (3B3)   | 10.00→10.01  | WP53  | WP50  |   | CT53  | CT50  | 3A  | 12  |
| Passat (3B3)   | 11.01→05.05  |   |   |   | CT53  | CT48  | 3B-2  | 41  |
| Passat (3C2)   | 03.05→11.10  |   |   |   | CT60  | CT48  | 3H-8  | 28  |
| Passat (362)   | 08.10→11.11  |   |   |   | CT60  | CT48  | 3H-8  | 28  |
| Passat (362)   | 08.11→12.14  |   |   |   | CT60  | CT48  | 3H-8  | 28  |

| EASY SET OE & UP  |   |   | HYBRID  |   | REAR FLAT<br>REAR PLASTIC   |   | WINTER  |   |   |   |
|---|---|---|---|---|---|---|---|---|---|---|
|  |  |  |  |  |  |  |  |  |  |  |
| SetOE6048   | 3H-2  | 28  |   |   |   |   | W60   | W48   | 3H-8  | 28  |
| SetOE6048   | 3H-2  | 28  |   |   | RF13  | 7A+7D   | W60   | W48   | 3H-8  | 28  |
| SetOE6048   | 3H-2  | 28  |   |   | RF11  | 7A+7E   | W60   | W48   | 3H-8  | 28  |
| SetOE6048   | 3H-2  | 27  |   |   |   |   | W60   | W48   | 3H-8  | 27  |
| SetOE6048   | 3H-2  | 28  |   |   | RF13  | 7A+7D   | W60   | W48   | 3H-8  | 28  |
| SetOE6545   | 3H-2  | 28  |   |   | RF11  | 7A+7E   | W65   | W45   | 3H-8  | 28  |
| SetOE6545   | 3H-2  | 28  |   |   | RF11  | 7A+7E   | W65   | W45   | 3H-8  | 28  |
| SetOE6048   | 3B-2, 3H-2  | 27  |   |   |   |   | W60   | W48   | 3B-2, 3H-8  | 27  |
| SetOE6048   | 3B-2  | 41  |   |   |   |   | W60   | W48   | 3B-2  | 41  |
| SetOE6048   | 3H-2  | 28  |   |   |   |   | W60   | W48   | 3H-8  | 28  |
| SetOE6048   | 3H-2  | 27  |   |   |   |   | W60   | W48   | 3H-8  | 27  |
| SetUP6053   | E3  | 12  |   |   |   |   | W60   | W53   | 3A  | 12  |
| SetUP5348   | E3  | 12  |   |   |   |   | W53   | W48   | 3A  | 12  |
| SetUP4545   | E3  | 12  |   |   |   |   | W48   | W45   | 3A  | 12  |
| SetOE5353   | 3H-2  | 27  |   |   |   |   | W53   | W53   | 3H-8  | 27  |
| SetUP5348   | E3  | 12  |   |   |   |   | W53   | W50   | 3A  | 12  |
| SetOE6060   | 3B-2  | 41  |   |   | RF18  | 7A+7D   | W60   | W60   | 3B-2  | 41  |
| SetUP6053   | E3  | 12  |   |   | RF18  | 7A+7D   | W60   | W53   | 3A  | 12  |
| SetOE6060   | 3H-2  | 27  |   |   | RF16  | 7A+7D   | W60   | W60   | 3H-8  | 27  |
| SetOE6060   | 3H-2  | 27  |   |   | RF16  | 7A+7E   | W60   | W60   | 3H-8  | 27  |
| SetUP5353   | E3  | 12  |   |   |   |   | W53   | W53   | 3A  | 12  |
| SetUP5353   | E3  | 12  |   |   |   |   | W53   | W53   | 3A  | 12  |
| SetUP5353   | E3  | 12  |   |   |   |   | W53   | W53   | 3A  | 12  |
| SetUP5348   | E3  | 12  |   |   |   |   | W53   | W50   | 3A  | 12  |
| SetUP5348   | E3  | 12  |   |   |   |   | W53   | W50   | 3A  | 12  |
| SetOE5348   | 3B-2  | 41  |   |   |   |   | W53   | W48   | 3B-2  | 41  |
| SetOE6048   | 3H-2  | 28  |   |   |   |   | W60   | W48   | 3H-8  | 28  |
| SetOE6048   | 3H-2  | 28  |   |   |   |   | W60   | W48   | 3H-8  | 28  |
| SetOE6048   | 3H-2  | 28  |   |   |   |   | W60   | W48   | 3H-8  | 28  |










# TOEPASSINGEN VOOR AUTO'S












| FOR/FÜR<br> |  31 | METAL   |   |   | CLEANTECH   |   |   |   |
|--|--|---|---|---|---|---|---|---|
|  |  |  |  |  |  |  |  |  |
| Passat (3G2)   | 08.14→   |   |   |   | CT65  | CT48  | 3H-8  | 27  |
| Passat Alltrack (365)  | 01.12→12.14  |   |   |   | CT60  | CT48  | 3H-8  | 27  |
| Passat Alltrack (3G5)  | 05.15→   |   |   |   | CT65  | CT48  | 3H-8  | 27  |
| Passat CC (357)  | 05.08→11.11  |   |   |   | CT60  | CT48  | 3H-8  | 28  |
| Passat Variant (351,3A5)   | 04.88→03.97  | WP53  | WP53  | WP40  | CT53  | CT53  | 3A  | 12  |
| Passat Variant (3B5)   | 01.97→11.00  | WP53  | WP50  | WP35  | CT53  | CT50  | 3A  | 12  |
| Passat Variant (3B6)   | 10.00→10.01  | WP53  | WP50  | WP35  | CT53  | CT50  | 3A  | 12  |
| Passat Variant (3B6)   | 11.01→05.05  |   |   |   | CT53  | CT48  | 3B-2  | 41  |
| Passat Variant (3C5)   | 08.05→11.10  |   |   |   | CT60  | CT48  | 3H-8  | 28  |
| Passat Variant (365)   | 08.10→11.11  |   |   |   | CT60  | CT48  | 3H-8  | 28  |
| Passat Variant (365)   | 08.11→12.14  |   |   |   | CT60  | CT48  | 3H-8  | 27  |
| Passat Variant (3G5)   | 08.14→   |   |   |   | CT65  | CT48  | 3H-8  | 27  |
| Phaeton (3D)   | 05.02→03.16  |   |   |   | CT65  | CT53  | 3B-2  | 41  |
| Polo (6N1)   | 10.94→12.99  | WP48  | WP48  | WP28  | CT48  | CT48  | 3A  | 12  |
| Polo (6N2)   | 07.98→09.01  | WP48  | WP48  |   | CT48  | CT48  | 3A  | 12  |
| Polo (9N1)   | 09.01→05.02  | WP53  | WP48  |   | CT53  | CT48  | 3A  | 12  |
| Polo (9N1)   | 09.01→09.02  | WP53  | WP48  | WP28  | CT53  | CT48  | 3A  | 12  |
| Polo (9N1)   | 06.02→06.05  |   |   |   | CT53  | CT43  | 3B-2  | 41  |
| Polo (9N1)   | 10.02→06.05  |   |   |   | CT53  | CT43  | 3B-2  | 41  |
| Polo (9N3)   | 04.05→08.05  | WP53  | WP43  |   | CT53  | CT43  | 3A  | 12  |
| Polo (9N3)   | 05.05→12.09  |   |   |   | CT53  | CT48  | 3H-8  | 28  |
| Polo (9N3)   | 04.05→12.09  |   |   |   | CT53  | CT48  | 3H-8  | 28  |
| Polo (6R1,6C1)   | 06.09→   |   |   |   | CT60  | CT40  | 3H-8  | 27  |
| Polo (AW1)   | 06.17→   |   |   |   | CT65  | CT45  | 3H-8  | 28  |
| Polo Classic (6V2)   | 11.95→09.01  | WP53  | WP45  |   | CT53  | CT45  | 3A  | 12  |
| Polo Classic (9N4)   | 04.05→02.10  |   |   |   | CT53  | CT48  | 3H-8  | 28  |
| Polo Playa (9V4)   | 10.98→10.02  | WP50  | WP45  |   | CT50  | CT45  | 3A  | 12  |
| Polo Sedan (602,612,614)   | 09.10→   | WP60  | WP40  |   | CT60  | CT40  | 3A  | 12  |
| Polo Sedan (602)   | 09.10→   |   |   |   | CT60  | CT40  | 3H-8  | 27  |
| Polo Variant (6V5)   | 05.97→09.01  | WP53  | WP45  | WP28  | CT53  | CT45  | 3A  | 12  |



| EASY SET OE & UP  |   |   | HYBRID  |   | REAR FLAT<br>REAR PLASTIC   |   | WINTER  |   |   |   |
|---|---|---|---|---|---|---|---|---|---|---|
|  |  |  |  |  |  |  |  |  |  |  |
| SetOE6548   | 3H-2  | 27  |   |   |   |   | W65   | W48   | 3H-8  | 27  |
| SetOE6048   | 3H-2  | 27  |   |   | RF11  | 7A+7D   | W60   | W48   | 3H-8  | 27  |
| SetOE6548   | 3H-2  | 27  |   |   | RF13  | 7A+7E   | W65   | W48   | 3H-8  | 27  |
| SetOE6048   | 3H-2  | 28  |   |   |   |   | W60   | W48   | 3H-8  | 28  |
| SetUP5353   | E3  | 12  |   |   |   |   | W53   | W53   | 3A  | 12  |
| SetUP5348   | E3  | 12  |   |   |   |   | W53   | W50   | 3A  | 12  |
| SetUP5348   | E3  | 12  |   |   |   |   | W53   | W50   | 3A  | 12  |
| SetOE5348   | 3B-2  | 41  |   |   |   |   | W53   | W48   | 3B-2  | 41  |
| SetOE6048   | 3H-2  | 28  |   |   | RF11  | 7A+7D   | W60   | W48   | 3H-8  | 28  |
| SetOE6048   | 3H-2  | 28  |   |   | RF11  | 7A+7D   | W60   | W48   | 3H-8  | 28  |
| SetOE6048   | 3H-2  | 27  |   |   | RF11  | 7A+7D   | W60   | W48   | 3H-8  | 27  |
| SetOE6548   | 3H-2  | 27  |   |   |   |   | W65   | W48   | 3H-8  | 27  |
|   |   |   |   |   |   |   | W65   | W53   | 3B-2  | 41  |
| SetUP4848   | E3  | 12  |   |   |   |   | W48   | W48   | 3A  | 12  |
| SetUP4848   | E3  | 12  |   |   |   |   | W48   | W48   | 3A  | 12  |
| SetUP5348   | E3  | 12  |   |   |   |   | W53   | W48   | 3A  | 12  |
| SetUP5348   | E3  | 12  |   |   |   |   | W53   | W48   | 3A  | 12  |
|   |   |   |   |   | RF13  | 7A+7D   | W53   | W40   | 3B-2  | 41  |
|   |   |   |   |   | RF13  | 7A+7D   | W53   | W40   | 3B-2  | 41  |
|   |   |   |   |   |   |   | W53   | W40   | 3A  | 12  |
| SetOE5348   | 3H-2  | 28  |   |   | RF11  | 7A+7D   | W53   | W48   | 3H-8  | 28  |
| SetOE5348   | 3H-2  | 28  |   |   | RF11  | 7A+7D   | W53   | W48   | 3H-8  | 28  |
| SetOE6040   | 3H-2  | 27  |   |   | RF11  | 7A+7E   | W60   | W40   | 3H-8  | 27  |
| SetOE6545   | 3H-2  | 28  |   |   | RF11  | 7A+7E   | W65   | W45   | 3H-8  | 28  |
| SetUP5345   | E3  | 12  |   |   |   |   | W53   | W45   | 3A  | 12  |
| SetOE5348   | 3H-2  | 28  |   |   |   |   | W53   | W48   | 3H-8  | 28  |
| SetUP5045   | E3  | 12  |   |   |   |   | W50   | W45   | 3A  | 12  |
| SetUP6040   | E3  | 12  |   |   |   |   | W60   | W40   | 3A  | 12  |
| SetOE6040   | 3H-2  | 27  |   |   |   |   | W60   | W40   | 3H-8  | 27  |
| SetUP5345   | E3  | 12  |   |   |   |   | W53   | W45   | 3A  | 12  |

# TOEPASSINGEN VOOR AUTO'S

| FOR/FÜR<br> |  | METAL   |   |   | CLEANTECH   |   |   |   |
|--|---|---|---|---|---|---|---|---|
|  |   |  |  |  |  |  |  |  |
| Scirocco (137,138)   | 08.08→  |   |   |   | CT60  | CT48  | 3H-8  | 28  |
| Sharan (7M8)   | 09.95→02.00   | WP70  | WP60  | WP40  | CT70  | CT60  | 3A  | 12  |
| Sharan (7M9,7M6)   | 04.00→05.01   | WP70  | WP65  | WP40  | CT70  | CT65  | 3A  | 12  |
| Sharan (7M9,7M6)   | 06.01→03.10   |   |   |   | CT70  | CT70  | 3B-2  | 41  |
| Sharan (7N1,7N2)   | 05.10→  |   |   |   | CT70  | CT40  | 3H-8  | 27  |
| Tiguan (5N1,5N2)   | 11.07→  |   |   |   | CT60  | CT53  | 3H-8  | 28  |
| Tiguan (AD1, BT1)  | 01.16→  |   |   |   | CT65  | CT55  | 3H-8  | 27  |
| Tiguan Allspace (BW2)  | 03.17→  |   |   |   | CT65  | CT55  | 3H-8  | 27  |
| Touareg (7LA,7L6)  | 11.02→08.07   |   |   |   | CT65  | CT65  | 3B-2  | 41  |
| Touareg (7L6)  | 06.07→05.10   |   |   |   | CT65  | CT65  | 3B-2  | 41  |
| Touareg (7P5)  | 01.10→  |   |   |   | CT65  | CT65  | 3B-2  | 41  |
| Touareg (7P6)  | 08.14→  |   |   |   | CT65  | CT65  | 3B-2  | 41  |
| Touran (1T3)   | 05.10→05.15   |   |   |   | CT60  | CT45  | 3H-8  | 28  |
| Touran (5T1)   | 05.15→  |   |   |   | CT70  | CT40  | 3H-8  | 27  |
| Touran (1T1,1T2) GEG   | 02.03→05.10   |   |   |   | CT70  | CT70  | 3B-2  | 41  |
| Touran (1T1) GEG   | 02.03→11.06   |   |   |   | CT70  | CT70  | 3B-2  | 41  |
| Touran (1T2) GEG   | 11.06→05.10   |   |   |   | CT70  | CT70  | 3B-2  | 41  |
| Touran (1T1,1T2) GLF   | 02.03→05.10   |   |   |   | CT60  | CT48  | 3B-2, 3H-8  | 27  |
| Touran (1T1) GLF   | 02.03→11.06   |   |   |   | CT60  | CT45  | 3B-2  | 41  |
| Touran (1T2) GLF   | 11.06→05.10   |   |   |   | CT60  | CT45  | 3H-8  | 28  |
| Transporter T4 (70,7D)   | 09.90→06.03   | WP53  | WP50  | WP40  | CT53  | CT50  | 3A  | 12  |
| Transporter T5 (7E, 7F, 7H, 7J)  | 02.03→05.13   |   |   |   | CT60  | CT60  | 3B-2  | 41  |
| Transporter T5 (7E, 7F)  | 06.13→08.15   |   |   |   | CT60  | CT60  | 3H-8  | 27  |
| Transporter T5 (7E, 7F, 7H, 7J) KUR  | 02.03→05.13   | WP60  | WP53  |   | CT60  | CT53  | 3A  | 12  |
| Transporter T6 (SF,SG)   | 04.15→  |   |   |   | CT60  | CT60  | 3H-8  | 27  |
| T-Roc  | 07.17→  |   |   |   | CT65  | CT50  | 3H-8  | 27  |
| up! (121,122)  | 12.11→  |   |   |   | CT60  | CT40  | 3H-8  | 27  |
| Vento (1H2)  | 11.91→12.97   | WP53  | WP48  |   | CT53  | CT48  | 3A  | 12  |

| EASY SET OE & UP  |   |   | HYBRID  |   | REAR FLAT<br>REAR PLASTIC   |   | WINTER  |   |   |   |
|---|---|---|---|---|---|---|---|---|---|---|
|  |  |  |  |  |  |  |  |  |  |  |
| SetOE6048   | 3H-2  | 28  |   |   | RF10  | 7A+7E   | W60   | W48   | 3H-8  | 28  |
|   |   |   |   |   |   |   |   |   |   |   |
| SetOE7070   | 3B-2  | 41  |   |   |   |   |   |   |   |   |
|   |   |   |   |   | RF13  | 7A+7E   |   |   |   |   |
| SetOE6053   | 3H-2  | 28  |   |   | RF13  | 7A+7D   | W60   | W53   | 3H-8  | 28  |
| SetOE6555   | 3H-2  | 27  |   |   |   |   | W65   | W55   | 3H-8  | 27  |
| SetOE6555   | 3H-2  | 27  |   |   |   |   | W65   | W55   | 3H-8  | 27  |
| SetOE6565   | 3B-2  | 41  |   |   | RF13  | 7A+7D   | W65   | W65   | 3B-2  | 41  |
| SetOE6565   | 3B-2  | 41  |   |   | RF13  | 7A+7D   | W65   | W65   | 3B-2  | 41  |
| SetOE6565   | 3B-2  | 41  |   |   | RF15  | 7J  | W65   | W65   | 3B-2  | 41  |
| SetOE6565   | 3B-2  | 41  |   |   | RF15  | 7J  | W65   | W65   | 3B-2  | 41  |
| SetOE6045   | 3H-2  | 28  |   |   | RF13  | 7A+7E   | W60   | W45   | 3H-8  | 28  |
|   |   |   |   |   | RF11  | 7A+7E   |   |   |   |   |
| SetOE7070   | 3B-2  | 41  |   |   |   |   |   |   |   |   |
| SetOE7070   | 3B-2  | 41  |   |   |   |   |   |   |   |   |
| SetOE7070   | 3B-2  | 41  |   |   | RF16  | 7A+7D   |   |   |   |   |
| SetOE6048   | 3B-2, 3H-2  | 27  |   |   |   |   | W60   | W48   | 3B-2, 3H-8  | 27  |
| SetOE6045   | 3B-2  | 41  |   |   | RF16  | 7A+7D   | W60   | W45   | 3B-2  | 41  |
| SetOE6045   | 3H-2  | 28  |   |   | RF16  | 7A+7D   | W60   | W45   | 3H-8  | 28  |
| SetUP5348   | E3  | 12  |   |   |   |   | W53   | W50   | 3A  | 12  |
| SetOE6060   | 3B-2  | 41  |   |   | RF16  | 7A+7D   | W60   | W60   | 3B-2  | 41  |
| SetOE6060   | 3H-2  | 27  |   |   | RF16  | 7A+7D   | W60   | W60   | 3H-8  | 27  |
| SetUP6053   | E3  | 12  |   |   | RF18  | 7A+7D   | W60   | W53   | 3A  | 12  |
| SetOE6060   | 3H-2  | 27  |   |   | RF16  | 7A+7E   | W60   | W60   | 3H-8  | 27  |
| SetOE6548   | 3H-2  | 27  |   |   |   |   | W65   | W50   | 3H-8  | 27  |
| SetOE6040   | 3H-2  | 27  |   |   | RF10  | 7A+7E   | W60   | W40   | 3H-8  | 27  |
| SetUP5348   | E3  | 12  |   |   |   |   | W53   | W48   | 3A  | 12  |





# TOEPASSINGEN VOOR ZWAAR GEBRUIK







# TOEPASSINGEN VOOR ZWAAR GEBRUIK





| FOR/FÜR   |   | HEAVY DUTY  |   |
|---|---|---|---|
|  |  |  |  |
| <b>E. AUWÄRTER</b>  |   |   |   |
| B 13/42/1   |   | HD80  | HD80  |
| CLUBSTAR  | 03→   | HD100B  | HD100B  |
| CLUBSTAR  |   | HD100A  | HD100A  |
| CLUBSTAR 813/42-1, 913/48   |   | HD80  | HD80  |
| CLUBSTAR MB1223   |   | HD100B  | HD100B  |
| EUROSTAR HD/HDS, K 112 T  |   | HD100A  | HD100A  |
| EUROSTAR SHD 0 404  | 96→   | HD100B  | HD100B  |
| PANORAMA  |   | HD100A  | HD100A  |
| PANORAMA (MB 818)   | 03→   | HD100B  | HD100B  |
| SUPER SPRINTER MB 416 / MB 616  |   | HD60C   | HD55  |
| TEAMSTAR 613/41, L613 D   |   | HD80  | HD80  |
| TEAMSTAR MB 0815  |   | HD100B  | HD100B  |
| TEAMSTAR CITY 811D, 814D  | 87→   | HD100A  | HD100A  |
| TEAMSTAR CITY MB 818 D Vario  | 96→   | HD100B  | HD100B  |
| <b>AMZ</b>  |   |   |   |
| CS12LF  |   | HD100A  | HD100A  |
| <b>AVIA</b>   |   |   |   |
| 1000, 1250, 1601, 1602, 2000  |   | HD50  | HD50  |
| 3601, 3602, 5601, 5603  |   | HD50  | HD50  |
| F260, F275  |   | HD50  | HD50  |
| <b>AYATS</b>  |   |   |   |
| ATLAS   | 94→   | HD100A  | HD100A  |
| BRAVO I   | 94→   | HD100A  | HD100A  |
| BRAVO I   |   | HD100B  | HD100B  |
| BRAVO I   |   | HD100A  | HD100A  |
| PLATINUM  |   | HD100A  | HD100A  |
| <b>BARREIROS DODGE</b>  |   |   |   |
| C14 / C16   | 11.79→  | WP45  | WP45  |
| C3864   | 02.80→  | WP45  | WP45  |

| FOR/FÜR  |   | HEAVY DUTY  |   |
|--|---|---|---|
|  |  |  |  |
| C38T1 / C3464  | 04.79→  | WP45  | WP45  |
| <b>BEDFORD</b>   |   |   |   |
| HA-VAN   | 06.79→  | WP40  | WP40  |
| MIDI   | 07.85→  | WP45  | WP45  |
| RASCAL   | 88→   | WP40  | WP40  |
| TH BLITZ SÉRIE   | 01.74→  | HD60C   | HD60C   |
| TK SERIE   | 01.78→  | HD50  | HD50  |
| TL SERIE   | 80→92   | HD55  | HD55  |
| TM SERIE   | 74→   | HD50  | HD50  |
| TX SERIE   | 80→   | HD50  | HD50  |
| <b>BERKHOF</b>   |   |   |   |
| 2000 NL  |   | HD90A   | HD90A   |
| 2000 NL  |   | HD100A  | HD100A  |
| AMBASSADOR Ambassador 120 / 200  | 00→   | HD100B  | HD100B  |
| AXIAL 30   |   | HD100A  | HD100A  |
| AXIAL 50   | 94→   | HD100A  | HD100A  |
| AXIAL 70   | 94→   | HD100A  | HD100A  |
| AXIAL 70   | 94→   | HD65B   | HD65B   |
| AXIAL 100  | 99→   | HD100A  | HD100A  |
| AXIAL 100  | 99→   | HD65B   | HD65B   |
| CLUBBUS  |   | HD100B  | HD100B  |
| EXCELLENCE 500   |   | HD100A  | HD100A  |
| EXCELLENCE 2000 HL   |   | HD80  | HD80  |
| EXCELLENCE 3000  |   | HD100A  | HD100A  |
| EXCELLENCE 3000 HLE / HD   |   | HD80  | HD80  |
| JUNIOR MIDIBUS   |   | HD90A   | HD90A   |
| PREMIER  | 98→   | HD100A  | HD100A  |
| RADIAL   | 98→   | HD100A  | HD100A  |
| BEULAS   |   |   |   |
| AURA   |   | HD100B  | HD100B  |

| FOR/FÜR   |   | HEAVY DUTY  |   |
|---|---|---|---|
|  |  |  |  |
| EUROSTAR E  |   | HD100A  | HD100A  |
| GIANINO   |   | HD80  | HD80  |
| GLORY   |   | HD100B  | HD100B  |
| GLORY   |   | HD80  | HD80  |
| MIDI STAR   |   | HD100A  | HD100A  |
| STERGO E  |   | HD100A  | HD100A  |
| <b>BHARATBENZ</b>   |   |   |   |
| HDT HDT 3128 C HDT 3128 C   |   | HD65B   | HD65B   |
| R : 1617 / 1623 / 2523 / 3123 / 3723  |   | HD65B   | HD65B   |
| <b>BOVA</b>   |   |   |   |
| ALLIANCE CITY B90 / 93A   |   | HD100A  | HD100A  |
| ALLIANCE ÜBERLAND   |   | HD100A  | HD100A  |
| DAB SERVICEBUS  |   | HD100A  | HD100A  |
| EL EL 24-480  |   | HD80  | HD80  |
| EL EL 24-581, EL 26-581   |   | HD80  | HD80  |
| EL EL 24-605, EL 26-605   |   | HD80  | HD80  |
| FUTURA FH 10, FH 12, FH 13  | 85→   | HD100A  | HD100A  |
| FUTURA FH 14 Magnum, FH 15 Magnum   | 85→   | HD100A  | HD100A  |
| FUTURA FHD 10-340XE... 15-430XE   |   | HD100A  | HD100A  |
| FUTURA FHD 14   |   | HD100A  | HD100A  |
| FUTURA FL 12, FL 15 Magnum  | 85→   | HD100A  | HD100A  |
| FUTURA FLD 12, FLD 15   |   | HD100A  | HD100A  |
| MAGIQ   | 02.00→  | HD100A  | HD100A  |
| MAGIQ HD 120 - 340XE / 380XE  | 04→   | HD100A  | HD100A  |
| MB 0614   |   | HD60C   | HD60C   |
| METRORIDER FHM / FHD  |   | HD100A  | HD100A  |
| <b>BYD</b>  |   |   |   |
| eBUS (METROLINE)  |   | HD90A   | HD90A   |
| <b>CAETANO</b>  |   |   |   |
| ALGAVE  | 01.85→  | HD100A  | HD100A  |

| FOR/FÜR  |   | HEAVY DUTY  |   |
|--|---|---|---|
|  |  |  |  |
| CITY GOLD  | 96→   | HD70A   | HD70A   |
| COBUS Cobus 2500 EL  |   | HD90B   | HD90B   |
| DELTA Delta II   | 94→   | HD100A  | HD100A  |
| OPTIMO IV  | 96→   | HD80  | HD80  |
| <b>CAMO</b>  |   |   |   |
| JUPITER 4.5  | 96→   | HD100A  | HD100A  |
| <b>CARBUS</b>  |   |   |   |
| EGA  | 96→   | HD100A  | HD100A  |
| ERGABIA  | 94→   | HD100A  | HD100A  |
| <b>CARRIER</b>   |   |   |   |
| SCOLER 2   | 01.00→  | HD100A  | HD100A  |
| <b>CARSER</b>  |   |   |   |
| CARRIER  |   | HD100A  | HD100A  |
| <b>CASTROSUA</b>   |   |   |   |
| CS 40 CS 40 City / Bus urbain  | 86→   | HD70A   | HD70A   |
| CS 41 CS 40 Inter City / Bus urbain  | 86→   | HD80  | HD80  |
| MASTER 36  | 96→   | HD100B  | HD100B  |
| <b>CITROËN</b>   |   |   |   |
| BERLINGO 2   | 05.08→  | WP65  | WP65  |
| C15  | 10.95→  | WP45  | WP45  |
| C25  | 12.81→02.94   | HD50  | HD50  |
| C32  | 12.81→02.94   | HD50  | HD50  |
| C35  | 11.73→12.91   | HD50  | HD50  |
| DISPATCH 1   | 10.95→12.06   | HD65B   | HD50  |
| JUMPER 1   | 02.94→06.06   | HD55  | HD55  |
| JUMPER 2   | 07.06→  | WP65  | WP65  |
| JUMPY 1  | 10.95→12.06   | HD65B   | HD50  |
| RELAY 1  | 02.94→06.06   | HD55  | HD55  |
| <b>DAF</b>   |   |   |   |
| CF 65 / 75 / 85  | 03.98→05.13   | HD60C   | HD60C   |

# TOEPASSINGEN VOOR ZWAAR GEBRUIK

| FOR/FÜR   |   | HEAVY DUTY  |   |
|---|---|---|---|
|  |  |  |  |
| CF CF (Euro 6)  | 06.13→  | HD60C   | HD60C   |
| F 500-F 3600 500 / 700 / 900 / 1100 / 1300 / 1500                                 | 01.75→92  | HD60C   | HD60C   |
| F 500-F 3602 1600 - 3600  | 01.73→92  | HD50  | HD50  |
| F 55-95 55  | 01.93→01  | HD50  | HD50  |
| F 55-95 65  | 01.93→98  | HD60C   | HD60C   |
| F 55-95 65  | 01.93→98  | HD60C   | HD60C   |
| F 55-95 75  | 01.92→98  | HD60C   | HD60C   |
| F 55-95 75  | 01.92→98  | HD60C   | HD60C   |
| F 55-95 85  | 01.92→98  | HD60C   | HD60C   |
| F 55-95 85  | 01.92→98  | HD60C   | HD60C   |
| F 55-95 95  | 06.91→02.97   | HD55  | HD55  |
| LF 45   | 04.01→13  | HD60A   | HD60A   |
| LF 55   | 04.01→13  | HD60A   | HD60A   |
| LF (Euro 6)   | 13→   | HD60B   | HD60B   |
| N 2800-N 3300 N 2800, N 3300  | 01.79→12.86   | HD60C   | HD60C   |
| XF 95   | 03.97→  | HD55  | HD55  |
| XF 95   | 03.97→  | HD55  | HD55  |
| XF 105  | 03.06→  | HD55  | HD55  |
| XF 105  | 03.06→  | HD55  | HD55  |
| XF - 510 (Euro 6)   | 03.13→  | HD55  | HD55  |
| XF - 510 (Euro 6)   | 03.13→  | HD55  | HD55  |

## DAIHATSU

DELTA CARRY 01.81→

## DENNIS

RS 130/131/133 01.82→ HD60C HD60C


## DODGE

100 SERIE 01.79→ HD60C HD60C

100S SERIE 01.82→ HD60C HD60C

300 SERIE 01.76→ WP45 WP45

SPACE VAN 01.79→ WP40 WP40

| FOR/FÜR  |   | HEAVY DUTY  |   |
|--|---|---|---|
|  |  |  |  |
| WCAS 541, WCFS 562, WCFS 415   | 01.71→  | WP40  | WP40  |

## DRÖGMÖLLER

B B 12.500 01.94→ HD100A HD100A

E E 290, E 300, E 310, E 320, E 330, E 430 Comet HD100A HD100A

E 90-E 430 E 420, E 440 HD80 HD80

E 90-E 430 E 420, E 440 HD70A HD70A

E 90-E 430 E 430 01.89→ HD65B HD65B

E 90-E 430 E 430 01.89→ HD70A HD70A

## DUPLE

320, 340 COACH HD100A HD100A

CARIBBEAN 81→ HD80 HD80

LASER 81→ HD80 HD80

## EBRO

65/TD, 100/8D 01.85→ HD70A HD70A

E 154-P 197 E 154, F 260, F 275, P 197 01.78→ WP45 WP45

E 35-E 703 E 35, E 60, E 70, E 95, E 110 01.74→01.77 WP40 WP40

E 35-E 704 E 150 ... E 703 01.74→01.77 WP40 WP40

F 260...350 04.85→ HD50 HD50

F 260-F 351 JX 01.86→ HD50 HD50

F 260-F 352 L 35, L 60, L 80 01.80→ HD50 HD50

F 260-F 353 M 100, M 125 01.80→ HD50 HD50

TRADE 01.86→ HD50 HD50

VANETTE 04.85→ WP45 WP45

## EICHER

SCHLEPPER 01.76→ HD50 HD50

## ERF

B-CP B 01.75→ HD55 HD55

B-CP C 01.75→ HD55 HD55

B-CP CP Turbo HD50 HD50

ECX ECX HD60C HD60C








| FOR/FÜR              | 31          | HEAVY DUTY |        |
|----------------------|-------------|------------|--------|
|                      |             |            |        |
| E-M E                | 01.86→      | HD50       | HD50   |
| E-M E 10             |             | HD50       | HD50   |
| E-M EC 11, 12, 41    |             | HD60C      | HD60C  |
| E-M M                | 01.75→      | HD55       | HD55   |
| <b>FAHR</b>          |             |            |        |
| M 750 / 900 / 922    | 01.74→      | HD50       | HD50   |
| M 1002 / 1102 / 1202 | →01.76      | HD50       | HD50   |
| M 1300 / 1302 / 1600 | 01.72→      | HD50       | HD50   |
| <b>FAUN</b>          |             |            |        |
| K 17, K 34 NATO      | 01.75→      | HD50       | HD50   |
| L 70, L 240 (8X8)    | 01.75→      | HD50       | HD50   |
| <b>FENDT</b>         |             |            |        |
| F 275 GT             | 01.76→      | HD50       | HD50   |
| <b>FERQUI</b>        |             |            |        |
| NARCEA Narcea 3.3    | 95→         | HD100A     | HD100A |
| NARCEA Narcea 3.5    | 94→         | HD100A     | HD100A |
| <b>FIAT</b>          |             |            |        |
| 242                  | 01.80→01.82 | HD50       | HD50   |
| DUCATO               | 05.81→04.94 | HD50       | HD50   |
| DUCATO               | 05.94→06.06 | HD55       | HD55   |
| DUCATO               | 07.06→      | WP65       | WP65   |
| SCUDO                | 10.95→      | HD65B      | HD50   |
| TALENTO              | 01.89→94    | HD50       | HD50   |
| <b>FODEN</b>         |             |            |        |
| S 80 SERIE CAB       | 01.72→      | HD60C      | HD60C  |
| <b>FORD</b>          |             |            |        |
| CARGO                | 01.75→01.85 | HD60C      | HD60C  |
| CARGO                | 02.85→      | HD65B      | HD65B  |
| CARGO (Ford Otosan)  | 01.96→11.06 | HD70A      | HD70A  |
| CARGO (Ford Otosan)  | 12.06→      | HD70A      | HD70A  |




| FOR/FÜR                            | 31          | HEAVY DUTY |        |
|------------------------------------|-------------|------------|--------|
|                                    |             |            |        |
| ECONOVAN                           | 85→92       | WP40       | WP40   |
| RANGER PICK-UP                     | 01.97→      | WP45       | WP45   |
| SERIE A                            | 01.78→01.83 | HD50       | HD50   |
| SERIE H                            | 01.75→01.80 | WP45       | WP45   |
| TOURNEO                            | 10.94→02.00 | HD55       | HD55   |
| TOURNEO Connect                    | 01.03→03.04 | HD55       | HD55   |
| TOURNEO Connect                    | 04.04→      | HD55       | HD55   |
| TRANSIT                            | 01.86→10.00 | HD55       | HD55   |
| TRANSIT 2000                       | 11.00→08.09 | WP60       | HD55   |
| TRANSIT 2000                       | 11.00→      | HD70A      | HD60C  |
| TRANSIT Connect                    | 01.03→03.04 | HD55       | HD55   |
| TRANSIT Connect                    | 04.04→      | HD55       | HD55   |
| CANTER Canter / E-Canter           | 12→         | HD50       | HD50   |
| CANTER Canter / E-Canter           | 12→         | WP48       | WP48   |
| TV                                 |             | HD65B      | HD65B  |
| <b>FOTON</b>                       |             |            |        |
| AUMAN                              | 16→         | HD65B      | HD65B  |
| <b>GINAF</b>                       |             |            |        |
| C C 2120 N, ...                    | 08→         | HD65B      | HD65B  |
| M 3132 / 3333 / 4243 / 4443        |             | HD60C      | HD60C  |
| X 2221                             |             | HD60C      | HD60C  |
| X 3232 / 3329 / 3331 / 3335        |             | HD60C      | HD60C  |
| X 4241 / 4243 / 4343 / 4345 / 4446 |             | HD60C      | HD60C  |
| X 5250 / 5350 / 5450               |             | HD60C      | HD60C  |
| <b>GME</b>                         |             |            |        |
| MIDI                               | 07.85→      | WP45       | WP45   |
| RASCAL                             |             | WP40       | WP40   |
| <b>GOLDEN DRAGON</b>               |             |            |        |
| EXPLORER                           | 15→         | HD100A     | HD100A |

# TOEPASSINGEN VOOR ZWAAR GEBRUIK

| FOR/FÜR  |  | HEAVY DUTY  |   |
|--|---|---|---|
|  |   |  |  |
| PIVOT  | 15→   | HD100A  | HD100A  |
| SPLENDOUR  | 15→   | HD100A  | HD100A  |
| SPLENDOUR  | 15→   | WP45  | WP45  |
| XML 6125 CL / CC                                       |   | HD100A  | HD100A  |
| <b>HESS</b>  |   |   |   |
| Hess-Bus Swiss Diesel Plus                             | 14→   | HD100A  | HD100A  |
| <b>HINO</b>  |   |   |   |
| HE, KB, KL, KR   | 01.76→  | WP40  | WP40  |
| <b>HISPANO</b>   |   |   |   |
| BUS URBAIN / MIDIBUS                                   | 94→   | HD70A   | HD70A   |
| CERCANIAS VITA   |   | HD100A  | HD100A  |
| CIERZO / GRAND TOURISME                                | 96→   | HD100A  | HD100A  |
| <b>HYUNDAI</b>   |   |   |   |
| H H 100, 150   | 09.96→07  | WP45  | WP45  |
| <b>IHC</b>   |   |   |   |
| NUTZFAHRZEUGE  | 01.81→  | HD50  | HD50  |
| <b>IKARUS</b>  |   |   |   |
| 386-398 386, 396, 412, 415, 435, 61, 417, 417, NF, 315 |   | HD100A  | HD100A  |
| 386-398 397.07   | 01.93→  | HD100A  | HD100A  |
| 386-398 397.07   | 01.93→  | HD80  | HD80  |
| 386-398 398.20   | 01.94→  | HD100A  | HD100A  |
| E E 13 / E 94 / E 91                                   | 01.94→  | HD100A  | HD100A  |
| MIDIBUS 405  |   | HD80  | HD80  |
| MINIBUS 542 / 546                                      | 86→   | HD60C   | HD60C   |
| SB 3000  | 89→   | HD100A  | HD100A  |
| STADTBUS 480   | 01.92→  | HD70A   | HD70A   |
| <b>INDCAR</b>  |   |   |   |
| MAGO   |   | HD80  | HD80  |
| NEXT L9 (Euro 6)                                       | 15→   | HD100A  | HD100A  |
| NEXT L9 (Euro 6)                                       | 15→   | HD100A  | HD100A  |

| FOR/FÜR                                    |  | HEAVY DUTY  |   |
|--|---|---|---|
|  |   |  |  |
| NEXT L9 (Euro 6)                           | 15→   | HD100A  | HD100A  |
| NEXT L9 (Euro 6)                           | 15→   | HD100A  | HD100A  |
| NEXT L9 (Euro 6)                           | 15→   | HD100A  | HD100A  |
| Vehixel Cytios 4 (Euro - LHD)              | 14→   | HD60B   | HD60B   |
| Vehixel Mobi / Mobi Low Entry (Euro - LHD) | 14→   | HD60B   | HD60B   |
| Vehixel Wing (Euro - LHD)                  | 14→   | HD60B   | HD60B   |
| <b>INTEGRALIA</b>                          |   |   |   |
| IN-Tourism / IN-Urban / IN-VIP / IN-VIP +  |   | WP65  | WP65  |
| <b>IRISBUS</b>                             |   |   |   |
| EVADYS                                     |   | HD100A  | HD100A  |
| CITELIS                                    |   | HD100A  | HD100A  |
| CROSSWAY Crossway / Crossway L.E           |   | HD100A  | HD100A  |
| (HEULIEZ) GX 27                            | 12.88→  | HD70A   | HD70A   |
| (HEULIEZ) GX 37                            | 12.88→  | HD70A   | HD70A   |
| (HEULIEZ) GX 44                            | 05.90→  | HD100A  | HD100A  |
| (HEULIEZ) GX 77 H Compac' Bus              |   | HD100A  | HD100A  |
| (HEULIEZ) GX 107                           | 05.90→  | HD100A  | HD100A  |
| (HEULIEZ) GX 113                           | 05.90→  | HD100A  | HD100A  |
| (HEULIEZ) GX 117 Access' Bus               |   | HD80  | HD80  |
| (HEULIEZ) GX 217 Access' Bus               |   | HD80  | HD80  |
| (HEULIEZ) GX 317 Access' Bus               |   | HD80  | HD80  |
| (HEULIEZ) GX 417 Access' Bus               |   | HD80  | HD80  |
| (IVECO) 310 315.8.17 Turbo                 |   | HD100A  | HD100A  |
| (IVECO) 370 370                            | →08.82  | HD80  | HD80  |
| (IVECO) 370 370 Domino                     | 09.82→  | HD100A  | HD100A  |
| (IVECO) 370 370.12.25                      | 79→82   | HD80  | HD80  |
| (IVECO) 470 470.67                         | 81→   | HD80  | HD80  |
| (IVECO) 470 471                            | 82→   | HD100A  | HD100A  |
| (IVECO) 570 570                            | 81→   | HD80  | HD80  |
| (IVECO) 570 571                            | 82→   | HD100A  | HD100A  |

| FOR/FÜR                             |  | HEAVY DUTY  |   |
|-------------------------------------|---|---|---|
|                                     |   |  |  |
| (IVECO) 670 670                     | 81→   | HD80  | HD80  |
| (IVECO) 670 671                     | 82→   | HD100A  | HD100A  |
| (IVECO) Cityclass                   | 95→   | HD100B  | HD100B  |
| (IVECO) EuroClass 380 .....         | 01.92→  | HD100A  | HD100A  |
| (IVECO) EuroClass HD/ ND/ NT        | 06.93→  | HD100A  | HD100A  |
| (IVECO) Lorraine GS 240             | 88→   | HD100A  | HD100A  |
| (IVECO) Lorraine TS 170, 260, 300   | 09.88→  | HD100A  | HD100A  |
| (IVECO) M2000 M 120 R 81 Turbo      | 81→   | HD80  | HD80  |
| (IVECO) M2000 M 2000 12M Turbo      | 81→   | HD100A  | HD100A  |
| (IVECO) M2000 M 2000 12M/AL, R 81   | 11.77→  | HD80  | HD80  |
| (IVECO) M2000 M 2000 HD             | 09.82→  | HD100A  | HD100A  |
| (IVECO) M2000 My Way                | 06.98→  | HD100B  | HD100B  |
| (IVECO) M2000 Orlandi 315S.8.18     | 01.92→  | HD80  | HD80  |
| MAGELYS Magelys / Pro               |   | HD100A  | HD100A  |
| MOOVY                               |   | HD100A  | HD100A  |
| MOOVY                               |   | WP45  | WP45  |
| (RENAULT) AGORA                     |   | HD100A  | HD100A  |
| (RENAULT) AGORA                     |   | WP45  | WP45  |
| (RENAULT) Agora / Malaga / City Bus |   | HD100A  | HD100A  |
| (RENAULT) ARES                      | 10.98→  | HD100A  | HD100A  |
| (RENAULT) AXER                      |   | HD80  | HD80  |
| (RENAULT) ER 100                    | 01.75→  | HD100A  | HD100A  |
| (RENAULT) ER 110                    | 01.76→  | HD100A  | HD100A  |
| (RENAULT) FR 1                      | 06.83→  | HD100A  | HD100A  |
| (RENAULT) ILIADE                    | 01.97→  | HD100A  | HD100A  |
| (RENAULT) PR 100, PR 180            | 08.83→  | HD70A   | HD70A   |
| (RENAULT) R 312                     | 08.87→  | HD100A  | HD100A  |
| (RENAULT) S 45                      | 06.80→  | HD60C   | HD60C   |
| (RENAULT) S 45, S 53, S 105         | 06.80→  | HD60C   | HD60C   |
| (RENAULT) SC 10                     | 02.77→  | HD70A   | HD70A   |







| FOR/FÜR                                  |  | HEAVY DUTY  |   |
|--|---|---|---|
|  |   |  |  |
| (RENAULT) SG 220                         | 02.77→  | HD70A   | HD70A   |
| (RENAULT) TRACER                         | 01.92→99  | HD100A  | HD100A  |
| <b>IRISBUS</b>                           |   |   |   |
| CENTURY                                  | 93→   | HD100A  | HD100A  |
| CENTURY                                  | 04→   | HD100A  | HD100A  |
| CENTURY                                  | 04→   | HD100B  | HD100B  |
| INTERCENTURY                             | 00→   | HD100A  | HD100A  |
| i2 / i2e                                 | 15→   | HD100B  | HD100B  |
| i3                                       |   | HD100B  | HD100B  |
| i4                                       |   | HD100B  | HD100B  |
| i6                                       |   | HD50  | HD50  |
| i6                                       |   | HD100B  | HD100B  |
| i8 Integral                              | 15→   | HD100B  | HD100B  |
| PB                                       |   | HD100A  | HD100A  |
| <b>ISUZU</b>                             |   |   |   |
| CITIBUS                                  |   | HD100A  | HD100A  |
| CITIPORT                                 | 15→   | HD100A  | HD100A  |
| NPR                                      | 01.97→  | HD50  | HD50  |
| NOVO Ultra                               |   | HD90A   | HD90A   |
| TURQUOISE                                |   | HD80  | HD80  |
| VISIGO VISIGO / VISIGO Interurban        | 15→   | HD100A  | HD100A  |
| <b>IVECO</b>                             |   |   |   |
| 50-75 50, 55, 65, 70, 75 C, N, L         | 08.77→  | WP45  | WP45  |
| 50-75 50.8                               | 01.86→  | WP45  | WP45  |
| 50-75 60.8, 60.10, 65, 65.10, 79.10      | 01.83→  | WP45  | WP45  |
| 50-75 60.14, 70.14                       | 01.83→  | WP45  | WP45  |
| 50-75 75                                 | 01.69→01.83   | WP45  | WP45  |
| 50-75 75.14, 79, 90.13, 95.14            | 01.83→  | WP45  | WP45  |
| 79-90 79.12 Turbo Zeta, 79.14 Turbo Zeta | 01.90→  | WP45  | WP45  |
| 79-90 79.14, 79.60, 79                   | 01.83→  | WP45  | WP45  |





# TOEPASSINGEN VOOR ZWAAR GEBRUIK

| FOR/FÜR<br> |  | HEAVY DUTY  |   | FOR/FÜR<br> |  | HEAVY DUTY  |   |
|--|---|---|---|---|---|---|---|
|  |   |  |  |   |   |  |  |
| 79-90 79.14 M100   | 01.83→  | HD60C   | HD60C   | 160 165.24, 165.24.R.R1   | 01.83→  | WP45  | WP45  |
| 79-90 80, 90   | 08.77→  | WP45  | WP45  | 170 170 C, N, L   | 08.77→  | WP45  | WP45  |
| 79-90 80.13  | 01.83→  | HD60C   | HD60C   | 170 170 D   | 01.69→12.74   | HD50  | HD50  |
| 79-90 80.14 HW, 80.16 HW   | 01.83→  | WP45  | WP45  | 170 170 F   | 08.77→  | HD60C   | HD60C   |
| 79-90 90 D, 90 M   | 01.75→01.82   | WP45  | WP45  | 170 170 F   | 01.78→  | HD60C   | HD60C   |
| 79-90 90 M, 320 M  | →12.78  | HD50  | HD50  | 170 170 L, R, TL, TR  | 01.75→01.79   | HD70A   | HD70A   |
| 79-90 90 M, 90 M6 FK   | 01.79→  | HD60C   | HD60C   | 170 170 NT, 170 OM35  | 01.75→01.77   | WP45  | WP45  |
| 100-120 100  | 08.77→85  | WP45  | WP45  | 170 170 NT  | 01.77→  | HD60C   | HD60C   |
| 100-120 109.14, 109.14.1   | 01.83→92  | WP45  | WP45  | 170 170 OM35  | 01.75→01.82   | HD60C   | HD60C   |
| 100-120 109.14 Zeta  | 09.88→  | HD50  | HD50  | 170 170 SH 110  | 01.73→01.78   | HD70A   | HD70A   |
| 100-120 110.7 Zeta, Turbo Zeta   | 01.86→91  | WP45  | WP45  | 170 171 M   | 01.75→01.82   | HD70A   | HD70A   |
| 100-120 110.14   | 01.83→92  | WP45  | WP45  | 170 175.17, 175.04  | 01.86→  | WP45  | WP45  |
| 100-120 115.14, 115.14.1, 115.17, 115.17.1   | 01.83→92  | WP45  | WP45  | 170 175.17, 175.24 T  | 09.88→  | HD60C   | HD60C   |
| 100-120 120 D  | 01.69→12.74   | HD50  | HD50  | 180 180, 2604 A, C, N, L, T   | 01.77→  | WP45  | WP45  |
| 130 130  | 01.73→01.83   | WP45  | WP45  | 180 180 D, 186 D  | 10.69→12.70   | HD50  | HD50  |
| 130 130 M  | →12.78  | HD50  | HD50  | 190 190   | 01.77→  | WP45  | WP45  |
| 130 135 D  | 01.69→12.75   | HD50  | HD50  | 190 190 F   | 08.77→  | HD60C   | HD60C   |
| 130 135.14, 135.14.2   | 01.83→92  | WP45  | WP45  | 190 190 F   | 01.78→  | HD60C   | HD60C   |
| 130 135.14BOM, 135.17, 135.17.2  | 01.83→92  | WP45  | WP45  | 190 190 OM35  | 01.75→01.82   | HD60C   | HD60C   |
| 130 135.17, 136.17   | 01.83→92  | WP45  | WP45  | 190 190 PAC   | 01.77→  | HD60C   | HD60C   |
| 130 135.17, 145.17T  | 09.88→  | HD60C   | HD60C   | 190 190.20 N  | 07.80→12.85   | HD60C   | HD60C   |
| 130 135.17 IH  | 09.88→92  | WP45  | WP45  | 190 190.20 N  | 07.80→12.85   | HD60C   | HD60C   |
| 130 135.17.R.R1, 135.17.R1 RIDEM   | 01.83→92  | WP45  | WP45  | 190 190.25 AH   | 07.83→06.86   | HD65B   | HD65B   |
| 145 145.17   | 01.86→91  | WP45  | WP45  | 190 190.25 AN   | 07.83→09.90   | HD60C   | HD60C   |
| 160 160  | 01.73→01.83   | WP45  | WP45  | 190 190.26  | 01.83→01.84   | HD65B   | HD65B   |
| 160 160 D  | 01.69→12.74   | HD50  | HD50  | 190 190.26 N  | 01.83→06.87   | HD60C   | HD60C   |
| 160 160 M  | →12.78  | HD50  | HD50  | 190 190.30 H, P   | 07.80→  | HD65B   | HD65B   |
| 160 160 M13FS  | 01.79→  | HD60C   | HD60C   | 190 190.30 N  | 04.87→  | HD60C   | HD60C   |
| 160 160 R 81 Turbo   | 01.81→  | HD100A  | HD100A  | 190 190.32 GV, P  | 07.87→  | HD65B   | HD65B   |
| 160 160 R 81 Turbo (315.8.17)  |   | HD100A  | HD100A  | 190 190.33 P  | 07.84→05.87   | HD65B   | HD65B   |

| FOR/FÜR<br> |  | HEAVY DUTY  |   | FOR/FÜR<br> |  | HEAVY DUTY  |   |
|--|---|---|---|---|---|---|---|
|  |   |  |  |   |   |  |  |
| 190 190.35   | 01.83→01.84   | HD65B   | HD65B   | 300 308 L, 315 GT   | 08.77→  | HD60C   | HD60C   |
| 190 190.36 P, T  | 07.87→  | HD65B   | HD65B   | 300 310 D   | 01.78→  | HD60C   | HD60C   |
| 190 190.38 P   | 07.80→12.87   | HD65B   | HD65B   | 300 315   |   | HD50  | HD50  |
| 190 190.38 PT  | 07.84→  | HD65B   | HD65B   | 320 320 M   | →12.78  | HD50  | HD50  |
| 190 190.42 P   | 07.84→  | HD65B   | HD65B   | 320 320 M   | 01.79→  | HD60C   | HD60C   |
| 190 190.48 P   | 07.84→  | HD65B   | HD65B   | 320 320.30 H  | 01.84→  | HD65B   | HD65B   |
| 200 200, 230, 260  | 01.75→01.82   | HD70A   | HD70A   | 320 320.31 ANW  | 07.80→12.83   | HD60C   | HD60C   |
| 200 200 L, R, T  | 01.75→  | HD70A   | HD70A   | 330 330 F35   | 01.78→  | HD60C   | HD60C   |
| 200 200 SH   | 01.75→01.78   | HD70A   | HD70A   | 330 330.25 AN   | 05.89→  | HD60C   | HD60C   |
| 210 210  | 01.69→12.70   | HD50  | HD50  | 330 330.26 N  | 01.79→  | HD65B   | HD65B   |
| 220 220 F, 240 F   | 08.77→  | HD60C   | HD60C   | 330 330.26 N  | 01.79→  | HD60C   | HD60C   |
| 220 220.30 PT  | 07.80→07.86   | HD65B   | HD65B   | 330 330.26 P  | 01.83→01.84   | HD65B   | HD65B   |
| 220 220.32, P, PT, 220.36, P, PT   | →07.87  | HD65B   | HD65B   | 330 330.30 AH   | 05.86→05.91   | HD65B   | HD65B   |
| 220 220.38 PT  | 07.80→07.86   | HD65B   | HD65B   | 330 330.30 AN   | 05.86→09.90   | HD65B   | HD65B   |
| 230 232.32 AHT   | 01.83→  | HD60C   | HD60C   | 330 330.30 AN   | 05.86→09.90   | HD60C   | HD60C   |
| 240 240 F  | 08.77→  | HD60C   | HD60C   | 330 330.30 H  | 06.84→  | HD65B   | HD65B   |
| 240 240. 26P > 240.48 P  | →07.80  | HD65B   | HD65B   | 330 330.30 N  | 10.87→  | HD60C   | HD60C   |
| 240 242  | 01.80→01.82   | HD50  | HD50  | 330 330.32 ANW  | 07.83→06.87   | HD60C   | HD60C   |
| 260 260  | 01.72→01.82   | WP45  | WP45  | 330 330.32 ANW  | 07.83→06.87   | HD65B   | HD65B   |
| 260 260 L  | 10.77→  | HD70A   | HD70A   | 330 330.35 P  | 07.80→01.92   | HD65B   | HD65B   |
| 260 260 SH 170 (VÖV)   | 01.81→  | HD70A   | HD70A   | 330 330.36 H, HW  | 01.89→  | HD65B   | HD65B   |
| 260 260.25 AN  | 07.83→06.86   | HD60C   | HD60C   | 370 370   | →08.82  | HD80  | HD80  |
| 260 260.26 H   | →07.83  | HD65B   | HD65B   | 370 370, 370 Domino   | 09.82→  | HD100A  | HD100A  |
| 260 260.26 NW  | 01.77→01.86   | HD60C   | HD60C   | 380 380.10.29   | 01.92→  | HD100A  | HD100A  |
| 260 260.32   | 07.90→  | HD65B   | HD65B   | 380   | 01.92→  | HD100A  | HD100A  |
| 260 260.35 H   | 01.83→12.83   | HD65B   | HD65B   | 470 470 AL, AC  | 01.78→  | HD60C   | HD60C   |
| 260 260.36   | 07.88→  | HD65B   | HD65B   | 470 471   | 01.82→  | HD100A  | HD100A  |
| 260 260.48   | 06.89→  | HD65B   | HD65B   | 480 480 AL, AC  | 01.78→  | HD60C   | HD60C   |
| 280 280  | 01.81→  | HD50  | HD50  | 570 571   | 01.82→  | HD100A  | HD100A  |
| 300 300 PC, PT   | 01.77→07.88   | HD65B   | HD65B   | 600 619, 684, 697   | 08.77→  | HD60C   | HD60C   |

# TOEPASSINGEN VOOR ZWAAR GEBRUIK

| FOR/FÜR                     |  | HEAVY DUTY  |   | FOR/FÜR  |  | HEAVY DUTY  |   |
|-----------------------------|---|---|---|--|---|---|---|
|                             |   |  |  |  |   |  |  |
| 670 671                     | 01.82→  | HD100A  | HD100A  | STRALIS NP   | 10.12→  | HD65B   | HD65B   |
| 670 Autodromo, Dow Town     | 01.84→  | HD80  | HD80  | STRALIS XP   | 10.12→  | HD65B   | HD65B   |
| 670 Eicher (Schlepper)      | 08.75→  | WP40  | WP40  | STRALIS XP   | 10.12→  | HD65B   | HD65B   |
| ASTRA HD9                   | 12→   | HD65B   | HD65B   | TRAKKER  | 02→01.08  | HD65B   | HD65B   |
| DAILY Daily, Turbo Daily    | 01.80→05.99   | HD60C   | HD60C   | TRAKKER  | 02→01.08  | HD65B   | HD65B   |
| Daily City                  | 06.99→10.00   | HD60B   | HD60B   | TRAKKER  | 02.08→  | HD65B   | HD65B   |
| Daily City                  | 11.00→05.14   | HD60B   | HD60B   | TRAKKER  | 02.08→  | HD65B   | HD65B   |
| DAILY Daily / Daily City    | 06.14→  | CT60  | CT60  | TRAKKER Hi-LAND  | 01.33→  | HD65B   | HD65B   |
| DAILY Daily TOURYS          | 15→   | CT60  | CT60  | TRAKKER Hi-LAND  | 01.33→  | HD65B   | HD65B   |
| DIANO, CERBIATTO, ORSOTTO   |   | WP40  | WP40  | TURBOSTAR 180.24 ... 330.36                                    | 01.77→93  | HD65B   | HD65B   |
| EURO EuroCargo (R1)         | 01.92→12.07   | HD65B   | HD65B   | TURBOTECH 13.16, 65.10, 75.16                                  | 01.83→  | HD60C   | HD60C   |
| EURO EuroCargo (R1)         | 01.92→12.07   | HD65B   | HD65B   | TURBOTECH 19-30, 19-38   | 01.81→  | HD60C   | HD60C   |
| EURO EuroCargo              | 01.08→  | HD65B   | HD65B   | TURBOTECH 180.24 ... 330.36                                    | 01.77→93  | HD65B   | HD65B   |
| EURO EuroFire               |   | HD65B   | HD65B   | VOSGES   | 01.68→01.71   | WP40  | WP40  |
| EURO EuroStar               | 01.94→02  | HD65B   | HD65B   | CROSSWAY Crossway/<br>CrosswayLE/Lowentryline/<br>Line(Euro 6) | 05.13→  | HD100A  | HD100A  |
| EURO EuroTech               | 01.92→00  | HD65B   | HD65B   | EVADYS Evadys / H / HD (Euro 6)                                | 16→   | HD100A  | HD100A  |
| EURO EuroTrakker            | 01.94→12.06   | HD65B   | HD65B   | MAGELYS Magelys /<br>Magelys Lounge (Euro 6)                   | 05.13→  | HD100A  | HD100A  |
| L Leoncino, Lupetto         |   | WP40  | WP40  | URBANWAY Urbanway (Euro 6)                                     | 05.13→  | HD100A  | HD100A  |
| M 100                       | 01.83→  | HD60C   | HD60C   | <b>JONCKHEERE</b>  |   |   |   |
| M 120R                      | 01.78→  | HD60C   | HD60C   | AUTEUIL  | 01.92→  | HD80  | HD80  |
| M 130D / 170D / 250D / 320D | 01.75→01.75   | HD60C   | HD60C   | DEAUVILLE 30   |   | HD100A  | HD100A  |
| M NKW 80.13, 80.16          | 01.82→  | HD60C   | HD60C   | DEAUVILLE 65   | 94→   | HD100A  | HD100A  |
| POWERSTAR                   |   | HD65B   | HD65B   | JUBILEE P35, P90, P599   |   | HD70A   | HD70A   |
| STRALIS                     | 02→01.08  | HD65B   | HD65B   | LE DEAUVILLE   | 10.91→  | HD80  | HD80  |
| STRALIS                     | 02→01.08  | HD65B   | HD65B   | LE DEAUVILLE   | 10.91→  | HD60C   | HD60C   |
| STRALIS                     | 02.08→  | HD65B   | HD65B   | LE NEUILLY 046.2/046.3   | 92→   | HD100A  | HD100A  |
| STRALIS                     | 02.08→  | HD65B   | HD65B   | MISTRAL 50   |   | HD100B  | HD100B  |
| STRALIS Hi-WAY / Hi-ROAD    | 10.12→  | HD65B   | HD65B   | MISTRAL 70   | 99→   | HD100B  | HD100B  |
| STRALIS Hi-WAY / Hi-ROAD    | 10.12→  | HD65B   | HD65B   | MONACO   |   | HD80  | HD80  |
| STRALIS NP                  | 10.12→  | HD65B   | HD65B   |  |   |   |   |

| FOR/FÜR   |   | HEAVY DUTY  |   |
|---|---|---|---|
|  |  |  |  |

|                       |     |        |        |
|-----------------------|-----|--------|--------|
| Pro-City (Euro - LHD) | 04→ | HD60B  | HD60B  |
| TRANSIT 2000          |     | HD100A | HD100A |
| TRANSIT 2000 Midi     |     | HD100A | HD100A |

### KAROSSA

|        |     |       |       |
|--------|-----|-------|-------|
| RECREO | 97→ | HD80  | HD80  |
| ATAK   | 15→ | HD90A | HD90A |
| STAR   | 15→ | HD90A | HD90A |

### KAROSSA


|        |     |      |      |
|--------|-----|------|------|
| RECREO | 97→ | HD80 | HD80 |
|--------|-----|------|------|

### KARSAN

|      |     |       |       |
|------|-----|-------|-------|
| ATAK | 15→ | HD90A | HD90A |
| STAR | 15→ | HD90A | HD90A |







### KÄSSBOHRER-SETRA

|   |             |        |        |
|---|-------------|--------|--------|
| PISTENBULLY PB 36.170 D                               | 11.81→      | HD65B  | HD65B  |
| PISTENBULLY PB 39.170 DR                              | 11.81→      | HD65B  | HD65B  |
| PISTENBULLY PB 42.240 D                               | 88→         | HD80   | HD80   |
| S 110-S 150 S 110, S 120, S 130, S 150                | 10.67→08.77 | HD50   | HD50   |
| S 110-S 150 S 130, S 130S, S 140ES                    | 01.77→      | HD60C  | HD60C  |
| S 209-S 250 S 208, S208 H, S 209, S 209 H             | 12.77→10.83 | HD100A | HD100A |
| S 209-S 250 S 208 A                                   | 10.80→      | HD80   | HD80   |
| S 209-S 250 S 209, S 210, S 211, S 212, S 213, S 215  | 08.76→11.77 | HD70A  | HD70A  |
| S 209-S 250 S 210, S 210 HR, S 210 HD, S 210 H..      | 12.77→      | HD100A | HD100A |
| S 209-S 250 S 211, S 211 H..                          | 12.77→      | HD100A | HD100A |
| S 209-S 250 S 212 H, S 212 HR, S 212 RL..             | 12.77→      | HD100A | HD100A |
| S 209-S 250 S 213 H, S 213 HR, S 213 RL..             | 12.77→      | HD100A | HD100A |
| S 209-S 250 S 213 HE                                  | 87→         | HD80   | HD80   |
| S 209-S 250 S 214 HD../ S 215 HM, S 215 HD, S 215 H.. | 12.77→      | HD100A | HD100A |
| S 209-S 250 S 215 HDH                                 | 09.85→06.91 | HD100A | HD100A |
| S 209-S 250 S 215 HDS                                 | 07.80→09.83 | HD100A | HD100A |
| S 209-S 250 S 215 HR., S 215 RL, S 215 SL, S 215 UL   | 06.79→      | HD100A | HD100A |





| FOR/FÜR  |   | HEAVY DUTY  |   |
|--|---|---|---|
|  |  |  |  |

|                               |        |        |        |
|-------------------------------|--------|--------|--------|
| S 209-S 250 S 215 NR          | 07.91→ | HD100A | HD100A |
| S 209-S 250 S 216 HDS         | 07.80→ | HD100A | HD100A |
| S 209-S 250 S 217 HDH-E       | 94→    | HD100A | HD100A |
| S 209-S 250 S 228 DT          | 03.82→ | HD90A  | HD90A  |
| S 209-S 250 S 250 Spécial     | 05.94→ | HD100A | HD100A |
| S 209-S 250 SG 219/SG 219 SL  | 09.84→ | HD100A | HD100A |
| S 209-S 250 SG 221 UL         | 09.84→ | HD100A | HD100A |
| S 300-S 328 S 300 N, S 300 NC | 89→02  | HD100A | HD100A |
| S 300-S 328 S 300 N...        | 03.92→ | HD100A | HD100A |
| S 300-S 328 S 309 HD          | 07.91→ | HD100B | HD100B |
| S 300-S 328 S 312 HD          | 07.91→ | HD100B | HD100B |
| S 300-S 328 S 313 UL          | 07.91→ | HD100A | HD100A |
| S 300-S 328 S 315 GT          | 09.09→ | HD100B | HD100B |
| S 300-S 328 S 315 GT-HD       | 09.96→ | HD100B | HD100B |
| S 300-S 328 S 315 H           | 09.09→ | HD100A | HD100A |
| S 300-S 328 S 315 HD          | 07.91→ | HD100B | HD100B |
| S 300-S 328 S 315 HDH         | 07.91→ | HD100B | HD100B |
| S 300-S 328 S 315 HDH-3       |        | HD100A | HD100A |
| S 300-S 328 S 315 NF          | 07.91→ | HD100B | HD100B |
| S 300-S 328 S 315 UL          | 09.09→ | HD100B | HD100B |
| S 300-S 328 S 317 GT-HD       | 11.99→ | HD100B | HD100B |
| S 300-S 328 S 317 HDH-3       | 09.97→ | HD100A | HD100A |
| S 300-S 328 S 319 GT-HD       | 12.98→ | HD100B | HD100B |
| S 300-S 328 S 319 NF          | 12.97→ | HD100B | HD100B |
| S 300-S 328 S 319 UL          | 07.91→ | HD100B | HD100B |
| S 300-S 328 S 328 DT          | 07.91→ | HD90A  | HD90A  |
| S 300-S 328 SG 321 UL         | 08.95→ | HD100B | HD100B |
| S 400 S 411 HD                | 01→    | HD100B | HD100B |
| S 400 S 415 GT                | 01→    | HD100B | HD100B |
| S 400 S 415 GT HD             | 01→    | HD100B | HD100B |

# TOEPASSINGEN VOOR ZWAAR GEBRUIK



| FOR/FÜR                      |  | HEAVY DUTY  |   | FOR/FÜR                  |  | HEAVY DUTY  |   |
|------------------------------|---|---|---|--------------------------|---|---|---|
|                              |   |  |  |                          |   |  |  |
| S 400 S 415 H                | 01→   | HD100B  | HD100B  | CONSTRUCTOR              | 01.79→  | HD60C   | HD60C   |
| S 400 S 415 NF               | 01→   | HD100B  | HD100B  | CRUISER                  | 01.80→  | HD60C   | HD60C   |
| S 400 S 416                  | 01→   | HD100B  | HD100B  | FREIGHTER                | 01.80→  | HD60C   | HD60C   |
| S 400 S 416                  | 01→   | HD60C   | HD60C   | LANDTRAIN                | 01.80→  | HD60C   | HD60C   |
| S 400 S 416 GT HD            | 01→   | HD100B  | HD100B  | MARATHON                 | 01.77→01.77   | HD60C   | HD60C   |
| S 400 S 416 HDH              | 01→   | HD100B  | HD100B  | OCTOPUS 2                | 01.78→  | HD60C   | HD60C   |
| S 400 S 417 GT HD / S 417 UL | 01→   | HD100B  | HD100B  | OLYMPIAN                 | 01.79→  | HD60C   | HD60C   |
| S 400 S 431 DT               | 01→   | HD100B  | HD100B  | ROADTRAIN                | 01.79→  | HD60C   | HD60C   |
| S 400 S 431 DT               |   | HD70A   | HD70A   | ROYAL TIGER B 54         | 03.83→  | HD100A  | HD100A  |
| S 80-S 150 S 80              | 10.67→08.77   | HD50  | HD50  | <b>LEYLAND DAF</b>       |   |   |   |
| S 80-S 150 S 150             | 01.67→  | HD50  | HD50  | LDV Convoy               | 09.96→  | HD50  | HD50  |
| S 9-S 14 S 9, S 14           | 01.67→  | HD50  | HD50  | LDV Maxus                | 07→   | HD50  | HD50  |
| U U 80                       | 80→   | HD80  | HD80  | <b>MACK</b>              |   |   |   |
| <b>KHD</b>                   |   |   |   | E9-500                   |   | HD50  | HD50  |
| M 120, M 130, M 145          | 01.71→01.74   | HD60C   | HD60C   | MS 200 M 300 (MIDLINER)  | 11.79→  | HD50  | HD50  |
| M 230, M 232, M 270, M 290   | 01.71→01.74   | HD60C   | HD60C   | 11 11 UE 210             | →12   | HD70A   | HD70A   |
| <b>KING LONG</b>             |   |   |   | 11 11 UE 230             | 11.72→12.75   | HD50  | HD50  |
| E 12                         |   | HD100A  | HD100A  | 12 12 UE 210             | →12   | HD70A   | HD70A   |
| XMQ 6120AGD5                 |   | HD100A  | HD100A  | 12 12 UE 230             | 11.72→12.75   | HD50  | HD50  |
| XMQ 6120C                    |   | HD100A  | HD100A  | 750 750 HO (VÖV)         | →12   | HD70A   | HD70A   |
| XMQ 6129BYD5                 |   | HD100A  | HD100A  | 7-32 7.126 ... 32.280 DH | 06.66→12.79   | WP40  | WP40  |
| XMQ 6130Y / C                |   | HD100A  | HD100A  | 7-32 7.126 ... 32.280 H  | 06.66→12.79   | WP40  | WP40  |
| XMQ 6800 AGD Citylife        |   | HD100A  | HD100A  | 5-38 5.12 ... 38.320 F   | 07.72→12.85   | HD50  | HD50  |
| XMQ 6900Y / H / 6996Y        |   | HD100A  | HD100A  | 5-38 5.125 ... 38.320 U  | 07.72→12.85   | HD50  | HD50  |
| <b>LAG</b>                   |   |   |   | 7-48 7.126 ... 48.700 DH | 11.79→03.86   | HD50  | HD50  |
| GALAXY                       |   | HD100A  | HD100A  | 17-32 17.240 ... 32.321  | 08.82→88  | HD50  | HD50  |
| <b>LEYLAND</b>               |   |   |   | A-B AK 14, AK 16, S 16   | 01.68→  | HD50  | HD50  |
| 7, 1                         | 01.76→  | WP40  | WP40  | A-B BS 12L, BS 19K       | 01.68→  | HD50  | HD50  |
| ATLANTEAM BUS, NATIONAL      | 01.77→  | HD60C   | HD60C   | ALE Alé Euro 3           | 00→   | HD100A  | HD100A  |
| BISON 2                      | 01.78→  | HD60C   | HD60C   | CLA                      | 12→   | HD50  | HD50  |











| FOR/FÜR   |             | HEAVY DUTY  |        | FOR/FÜR   |             | HEAVY DUTY  |        |
|---|-------------|---|--------|---|-------------|---|--------|
|  |             |  |        |  |             |  |        |
| F 90 (19.242 ... 48.462)  | 01.86→09.94 | HD60C   | HD60C  | M 2000 M  | 04.96→10.05 | HD60C   | HD60C  |
| F 90 (19.242 ... 48.462)  | 01.86→09.94 | HD60C   | HD60C  | M 2000 M  | 04.96→10.05 | HD60C   | HD60C  |
| F 2000 (19.343 ... 48.463)  | 10.94→      | HD60C   | HD60C  | NG 272  | 89→         | HD80  | HD80   |
| F 2000 (19.343 ... 48.463)  | 10.94→      | HD60C   | HD60C  | NG 312  |             | HD80  | HD80   |
| FE 2000 FE 600A / FE 460A   |             | HD60C   | HD60C  | NG 313  |             | HD90B   | HD90B  |
| G 90 (4.70 ... 9.136)   | →10.79      | WP40  | WP40   | NL 202  | 09.89→      | HD80  | HD80   |
| G 90 (4.70 ... 9.136)   | 11.79→12.94 | HD50  | HD50   | NL 222  |             | HD80  | HD80   |
| L 2000 (8.103 ... 10.223)   | 01.94→      | HD50  | HD50   | NL 223  | 99→         | HD90B   | HD90B  |
| LION'S CITY e-Mobility  |             | HD90B   | HD90B  | NL 232  |             | HD80  | HD80   |
| LION'S CITY GLC NG  |             | HD90B   | HD90B  | NL 262  |             | HD80  | HD80   |
| LION'S CITY L LE  |             | HD90B   | HD90B  | NL 263  |             | HD90B   | HD90B  |
| LION'S COACH FRH 353  | 09.96→      | HD100A  | HD100A | NL 312  |             | HD80  | HD80   |
| LION'S COACH Coach (Euro 6)   | 16→         | HD100A  | HD100A | NL 313  |             | HD90B   | HD90B  |
| LION'S COACH Coach C (Euro 6)   | 16→         | HD100A  | HD100A | NL 313  |             | HD90B   | HD90B  |
| LION'S COACH Coach L (7500) (Euro 6)  | 16→         | HD100A  | HD100A | NL 313  |             | HD90B   | HD90B  |
| LION'S COACH RH 403   |             | HD100A  | HD100A | NL 353  | 99→         | HD90B   | HD90B  |
| LION'S COACH RH 463   | 99→         | HD100A  | HD100A | NM 152  | 89→         | HD80  | HD80   |
| LION'S COACH Supreme (Euro 6)   | 15→         | HD100A  | HD100A | NU 263  | 09.96→      | HD100B  | HD100B |
| LION'S COMFORT RN 313 / 353 / R 353   | 09.96→      | HD100B  | HD100B | NU 313  |             | HD90B   | HD90B  |
| LION'S MIDI MN 283  |             | HD80  | HD80   | SD 200  | 10.78→11.86 | HD70A   | HD70A  |
| LION'S REGIO Lion's Régio   | 04→         | HD100A  | HD100A | SD 202  | 08.85→94    | HD80  | HD80   |
| LION'S STAR Lion's Star   | 04→         | HD100A  | HD100A | SG SG 192, SL 192, SL 260   | →12.76      | HD70A   | HD70A  |
| LION'S STAR FRH 402   | 93→04       | HD100B  | HD100B | SG SG 220/240 H, HU   | 05.80→01.86 | HD70A   | HD70A  |
| LION'S STAR FRH 422   | 93→04       | HD100B  | HD100B | SG SG 240 H   | 08.85→      | HD80  | HD80   |
| LION'S STAR RH 403  |             | HD100B  | HD100B | SG SG 242/SG 242 H  | 85→         | HD80  | HD80   |
| LION'S STAR RH 463  | 92→04       | HD100B  | HD100B | SG SG 292   | 85→         | HD80  | HD80   |
| L-K L 09, L 14, L 19, K 22  | 01.68→      | HD50  | HD50   | SL 200  | 08.85→87    | HD80  | HD80   |
| M 90 ( 12.152 ... 18.232 )  | 01.86→12.96 | HD60C   | HD60C  | SL 200  | 10.78→04.87 | HD70A   | HD70A  |
| M 90 ( 12.152 ... 18.232 )  | 01.86→12.96 | HD60C   | HD60C  | SL 202  | 06.84→94    | HD80  | HD80   |
| M 2000 L  | 04.96→10.05 | HD50  | HD50   | SR 240 / 280  | 08.77→86    | HD100A  | HD100A |

# TOEPASSINGEN VOOR ZWAAR GEBRUIK







| FOR/FÜR                      | 31          | HEAVY DUTY  |   |
|------------------------------|-------------|---|---|
|                              |             |  |  |
| SR 240 / 280 / 321 / 361     | 10.75→11.86 | HD70A   | HD70A   |
| SR 321                       | 81→86       | HD100A  | HD100A  |
| SR 362                       | 85→86       | HD100A  | HD100A  |
| SU 240                       | 85→89       | HD80  | HD80  |
| SU 240                       | 10.75→84    | HD70A   | HD70A   |
| SU 242                       | 85→87       | HD80  | HD80  |
| SU 242                       | 87→         | HD100A  | HD100A  |
| SU 310                       | 99→         | HD90B   | HD90B   |
| TG TG                        |             | HD70A   | HD70A   |
| TG TG                        | 09.00→      | HD65B   | HD65B   |
| TG TGA                       | 09.04→      | HD70A   | HD70A   |
| TG TGA                       | 09.04→      | HD65B   | HD65B   |
| TG TGL                       | 05.05→      | HD70A   | HD70A   |
| TG TGL                       | 05.05→      | HD65B   | HD65B   |
| TG TGM                       | 11.05→      | HD70A   | HD70A   |
| TG TGM                       | 11.05→      | HD65B   | HD65B   |
| TG TGS                       | 08→         | HD70A   | HD70A   |
| TG TGS                       | 08→         | HD65B   | HD65B   |
| TG TGX / V8                  | 08→         | HD70A   | HD70A   |
| TG TGX / V8                  | 08→         | HD65B   | HD65B   |
| U U 80                       | 84→         | HD80  | HD80  |
| UL Bus Economy / FRH Economy | 08.77→      | HD100A  | HD100A  |
| UL D 80, G 80, S 80          |             | HD80  | HD80  |
| UL FR/FRH 280                | 08.77→      | HD100A  | HD100A  |
| UL R/FR/FRH 292              | 85→         | HD100A  | HD100A  |
| UL RU 240                    | 85→         | HD100A  | HD100A  |
| UL UL 272                    | 87→         | HD100A  | HD100A  |
| UL UL 313                    | 09.96→      | HD100B  | HD100B  |
| UL UL 353                    | 99→         | HD100B  | HD100B  |

| FOR/FÜR                        | 31          | HEAVY DUTY   |   |
|--------------------------------|-------------|--|---|
|                                |             |  |  |
| <b>MARCOPOLO</b>               |             |  |   |
| ANDARE                         |             | HD100A   | HD100A  |
| VIAGGIO GII 330                |             | HD100A   | HD100A  |
| VIAGGIO GII 350                |             | HD100A   | HD100A  |
| VIAGGIO GII 370                |             | HD100A   | HD100A  |
| <b>MAZDA</b>                   |             |  |   |
| B 2000, B 2200, B 2600         | 01.84→      | WP45   | WP45  |
| E 2000, E 2200                 | 01.84→      | WP40   | WP40  |
| LT 35                          |             | HD50   | HD50  |
| T 2500, T 3000, T 3500         | 01.81→      | WP40   | WP40  |
| <b>MCV</b>                     |             |  |   |
| MCV 600                        |             | HD100A   | HD100A  |
| <b>MCW</b>                     |             |  |   |
| METRO                          | 01.80→      | HD60C  | HD60C   |
| METROBUS                       | 01.83→      | HD70A  | HD70A   |
| METROLINER                     | 01.83→      | HD80   | HD80  |
| <b>MERCEDES-BENZ</b>           |             |  |   |
| ACCELO Accelo 815 / 915 / 1016 |             | HD60C  | HD60C   |
| ACTROS                         | 01.97→09.02 | HD70A  | HD70A   |
| ACTROS                         | 01.97→09.02 | HD70A  | HD70A   |
| ACTROS MP2 / MP3               | 10.02→13    | HD70A  | HD70A   |
| ACTROS MP2 / MP3               | 10.02→13    | HD70A  | HD70A   |
| ACTROS MP4 (Euro 5 / Euro 6)   | 10.11→      | HD70A  | HD70A   |
| ACTROS MP4 (Euro 5 / Euro 6)   | 10.11→      | HD70B  | HD70B   |
| ANTOS Antos                    | 09.12→      | HD70A  | HD70A   |
| ANTOS Antos                    | 09.12→      | HD70B  | HD70B   |
| AROCS Arocs                    | 01.13→      | HD70A  | HD70A   |
| AROCS Arocs                    | 01.13→      | HD70B  | HD70B   |
| ATEGO 1                        | 04.98→10.04 | HD65B  | HD65B   |
| ATEGO 1                        | 04.98→10.04 | HD65B  | HD65B   |




| FOR/FÜR<br> |  | HEAVY DUTY  |   |
|--|---|---|---|
|  |   |  |  |
| ATEGO 2 (Euro 6)   | 10.04→  | HD65B   | HD65B   |
| ATEGO 2 (Euro 6)   | 10.04→  | HD65B   | HD65B   |
| AXOR 1   | 09.01→10.04   | HD65B   | HD65B   |
| AXOR 1   | 09.01→10.04   | HD65B   | HD65B   |
| AXOR 2   | 10.04→12  | HD65B   | HD65B   |
| AXOR 2   | 10.04→12  | HD65B   | HD65B   |
| CITARO (O 530)   | 98→15   | HD90B   | HD90B   |
| CITO (O 520)   | 97→   | HD100B  | HD100B  |
| CITYLINER 1220 / L - 1224 / L  | →97   | HD65B   | HD65B   |
| CITYLINER 1320 / L   | →97   | HD65B   | HD65B   |
| CITYLINER 1520 / L - 1524 / L  | →97   | HD65B   | HD65B   |
| CITYLINER ECOPOWER 812 - 814 / L - 817 / L / S   | →97   | HD65B   | HD65B   |
| CITYLINER ECOPOWER 914 R - 917 R   | →97   | HD65B   | HD65B   |
| CITYLINER ECOPOWER 1114 - 1117 / L   | →97   | HD65B   | HD65B   |
| CITYLINER ECOPOWER 1120 LS   | →97   | HD65B   | HD65B   |
| CITYLINER ECOPOWER 1217 / L  | →97   | HD65B   | HD65B   |
| CITYLINER ECOPOWER 1317 / L - 1324 LS  | →97   | HD65B   | HD65B   |
| CITYLINER ECOPOWER 1517  | →97   | HD65B   | HD65B   |
| ECONIC 1828 / 2628 / 2828  | 09.00→  | HD60C   | HD60C   |
| ECONIC 1830LL / 1835LL / 2630LL / 2635LL   | 13→   | HD60C   | HD60C   |
| INTEGRO  |   | HD100B  | HD100B  |
| INTOURO EEV  |   | HD100B  | HD100B  |
| INTOURO M  | 15→   | HD100B  | HD100B  |
| L L, LA, LAK, LAS, LK, LS  | 01.70→  | HD50  | HD50  |
| L LK 709 ... 1524  | 01.93→  | HD60C   | HD60C   |
| L LN2 709 ... 1324   | 06.84→01.93   | HD60C   | HD60C   |
| L LP, LPS, LPK, LPL, LPLS  | 01.70→  | HD50  | HD50  |
| L L 206, L 207, L 306, L 307   | →01.77  | WP40  | WP40  |
| L L 310  | 01.60→  | HD60C   | HD60C   |
| MB 90, 100, 120, 140, 160, 180   | 12.80→12.90   | HD50  | HD50  |

| FOR/FÜR<br> |  | HEAVY DUTY  |   |
|---|---|---|---|
|   |   |  |  |
| MB 100 D  | 01.91→  | HD50  | HD50  |
| MB 800 T  | →12.90  | HD50  | HD50  |
| MB Trac 65, 70  | →12.75  | WP40  | WP40  |
| MB Trac 700, 800, 900   | 01.81→12.90   | HD50  | HD50  |
| MB Trac 1000, 1100, 1300, 1500, 1550  | 76→12.90  | HD50  | HD50  |
| NG 80 1013 ... 3535   | 10.73→12.85   | HD70A   | HD70A   |
| NG 80 1013 ... 3850   | 01.86→12.88   | HD65B   | HD65B   |
| NG 90 1222 ... 3233 MK  | 01.89→97  | HD65B   | HD65B   |
| NG 90 1222 ... 3233 MK  | 01.89→97  | HD65B   | HD65B   |
| NG 90 1729 ... 4850 SK  | 01.89→97  | HD65B   | HD65B   |
| NG 90 1729 ... 4850 SK  | 01.89→97  | HD65B   | HD65B   |
| O 301 (LN2)   | 01.85→05.86   | HD60C   | HD60C   |
| O 301 (LN2)   | 06.86→87  | HD60C   | HD60C   |
| O 302 ST  | 08.68→75  | HD50  | HD50  |
| O 302 U   | 10.71→75  | HD70A   | HD70A   |
| O 303 O 303   | 09.74→09.92   | HD70A   | HD70A   |
| O 303 O 303   | 10.79→09.92   | HD90A   | HD90A   |
| O 303 O 303   | 10.79→09.92   | HD100A  | HD100A  |
| O 303 O 303   | 05.85→09.92   | HD100A  | HD100A  |
| O 305 - O350 O 305, O 307   | 11.76→05.87   | HD70A   | HD70A   |
| O 305 - O350 O 309, O 309 D   | 01.69→89  | HD50  | HD50  |
| O 305 - O350 O 310  | 01.80→89  | HD60C   | HD60C   |
| O 305 - O350 O 317 (Interurban)   | 08.68→  | HD50  | HD50  |
| O 305 - O350 O 350  | 94→   | HD100B  | HD100B  |
| O 402 O 402   | 86→91   | HD80  | HD80  |
| O 404 O 404 RH  | 09.91→99  | HD100B  | HD100B  |
| O 405 O 405 N/GN/GNV/NU/GNU/NUL/NK ...  | 10.84→  | HD80  | HD80  |
| O 405 O 405 N/GN/GNV/NU/GNU/NUL/NK ...  | 10.89→  | HD90A   | HD90A   |
| O 405 O 407   | 03.87→01  | HD100A  | HD100A  |
| O 405 O 408   | 01.91→98  | HD100A  | HD100A  |

# TOEPASSINGEN VOOR ZWAAR GEBRUIK

| FOR/FÜR                                      |  | HEAVY DUTY  |   | FOR/FÜR                                      |  | HEAVY DUTY  |   |
|--|---|---|---|--|---|---|---|
|  |   |  |  |  |   |  |  |
| O 412 O 412 D                                | 05.95→05.06   | HD60C   | HD55  | VITO / CLASSE V Vito                         | 09.95→08.03   | HD65D   | HD65D   |
| O 550 O 550                                  |   | HD100B  | HD100B  | VITO / CLASSE V Vito                         | 09.95→08.03   | HD65D   | HD65D   |
| O 550 O 550 H                                | 97→   | HD100B  | HD100B  | VITO / CLASSE V Vito                         | 11.05→  | WP70  | WP70  |
| O 550 O 550 Integro                          | 96→   | HD100B  | HD100B  | WRIGHTBUS Wright<br>OF917 RFC                |   | HD70A   | HD70A   |
| O 600 O 609, O 611, O 614                    | 07.87→  | HD60C   | HD60C   | ZETROS 1833A / 2733A                         |   | HD50  | HD50  |
| POWERLINER Powerliner                        |   | HD65B   | HD65B   |  |   |   |   |
| POWERLINER Powerliner                        |   | HD65B   | HD65B   | CANTER                                       | 80→86   | WP40  | WP40  |
| SPRINTER Sprinter<br>208D ... 412D           | 05.95→05.06   | HD60C   | HD55  | CANTER                                       | 96→86   | WP45  | WP45  |
| SPRINTER Sprinter                            | 06.06→  | WP65  | WP65  | FUSO   | 01.76→  | WP40  | WP40  |
| SPRINTER Sprinter                            | 06.06→  | WP65  | WP65  | FUSO/CANTER Canter<br>3S11, 3S13, 5S13       | 97→11   | HD50  | HD50  |
| T T1: 207D ... 410D                          | 01.77→04.95   | HD50  | HD50  | FUSO/CANTER Canter<br>3C11, 3C13, 3C15, 5C15 | 03.03→11  | HD55  | HD55  |
| T T1: 507D ... 709D                          | →02.84  | HD50  | HD50  | FUSO/CANTER Canter<br>6C15, 6C18, 7C15, 7C18 | 03.03→11  | HD55  | HD55  |
| T T2: 507D ... 817D                          | 03.84→05.86   | HD60C   | HD60C   | FUSO/CANTER Canter /<br>E-Canter             | 12→   | HD50  | HD50  |
| T T2: 507D ... 817D                          | 06.86→  | HD60C   | HD60C   | FUSO/CANTER                                  | 12→   | WP48  | WP48  |
| TOURINO                                      | 04→   | HD90A   | HD90A   | L 200  | 10.96→02.06   | HD50  | HD50  |
| TOURISMO TOURISMO                            | 10.95→  | HD100B  | HD100B  | L 200  | 03.06→  | HD55  | HD55  |
| TOURISMO L                                   | 15→   | HD100B  | HD100B  | L 300  | 01.80→86  | WP40  | WP40  |
| TRAVEGO TRAVEGO                              | 01.97→  | HD100B  | HD100B  | L 300  | 91→   | WP45  | WP45  |
| TRAVEGO M                                    | 15→   | HD100B  | HD100B  | <b>NEOPLAN</b>                               |   |   |   |
| UNIMOG U 20                                  |   | HD60C   | HD60C   | CENTROLINER N4407                            |   | HD80  | HD80  |
| UNIMOG U 84, 100, 110                        | 12.76→05.89   | HD50  | HD50  | CENTROLINER N4411 /<br>N4426...              |   | HD90B   | HD90B   |
| UNIMOG U90, 100 L, 110,<br>110 L, 140, 140 L | 07.92→  | HD50  | HD50  | CENTROLINER N4411 /<br>N4426...              |   | HD90A   | HD90A   |
| UNIMOG U120, 425                             | 02.76→  | HD50  | HD50  | CENTROLINER N4416 /<br>4416 U                | 99→   | HD80  | HD80  |
| UNIMOG U300 / U400 /<br>U500                 |   | HD70A   | HD70A   | CITYLINER N116                               | 75→99   | HD70A   | HD70A   |
| UNIMOG U1000, 1200 .....<br>2450 L, T, L/38  | 02.76→  | HD50  | HD50  | CITYLINER N116                               | 09.00→14  | HD100B  | HD100B  |
| UNIMOG U1650                                 |   | HD50  | HD50  | CITYLINER N116 ...                           | 02.86→  | HD55  | HD55  |
| UNIMOG U4023 / U5000 /<br>U5023              |   | HD50  | HD50  | CITYLINER N116 ...                           | 02.86→  | HD80  | HD80  |
| UNIMOG UX 100                                | 09.96→  | HD65B   | HD65B   | CITYLINER N1116...                           |   | HD70A   | HD70A   |
| VARIO Vario                                  | 09.96→  | HD60C   | HD60C   | CITYLINER N1116...                           |   | HD80  | HD80  |
| VITO / CLASSE V Viano                        | 11.05→  | WP70  | WP70  | CITYLINER                                    | 75→   | HD70A   | HD70A   |


| FOR/FÜR<br> |  | HEAVY DUTY  |   |
|--|---|---|---|
|  |   |  |  |
| CITYLINER N116 H/3   | 75→   | HD70A   | HD70A   |
| CITYLINER N116/2   | 75→   | HD70A   | HD70A   |
| CITYLINER N116/3   | 75→   | HD70A   | HD70A   |
| CITYLINER N122/2   | 10.81→  | HD100A  | HD100A  |
| CITYLINER N122/2   | 08.83→01.86   | HD70A   | HD70A   |
| CITYLINER N122/2   | 02.86→  | HD80  | HD80  |
| CITYLINER Cityliner (Euro 6)   | 15→   | HD80  | HD80  |
| COMBILINER Combiliner  | 10.85→  | HD100A  | HD100A  |
| EUROLINER N313SHD  |   | HD100B  | HD100B  |
| EUROLINER N3316 UL / N3316 SHD / N3316 K   |   | HD100B  | HD100B  |
| JETLINER N208  | 10.81→  | HD100A  | HD100A  |
| JETLINER N212 H/SHD  | 10.81→  | HD100A  | HD100A  |
| JETLINER N213 H/SHD  | 10.81→  | HD100A  | HD100A  |
| JETLINER N214 H/SHD  | 10.81→  | HD100A  | HD100A  |
| JETLINER N216 H/SHD/ Panorama  | 10.81→  | HD100A  | HD100A  |
| JUMBOCRUISER N138  | 10.81→  | HD100A  | HD100A  |
| JUMBOCRUISER N138  | 08.83→01.86   | HD70A   | HD70A   |
| JUMBOCRUISER N138  | 02.86→  | HD80  | HD80  |
| MEGALINER N128/4 Megaliner   |   | HD70A   | HD70A   |
| MEGALINER N128/4 Megaliner   |   | HD80  | HD80  |
| MEGALINER N128/4 Megaspacer  |   | HD70A   | HD70A   |
| MEGALINER N128/4 Megaspacer  |   | HD80  | HD80  |
| METROLINER N116 M/MK   | 10.81→  | HD100A  | HD100A  |
| METROLINER N316  | 10.85→  | HD100A  | HD100A  |
| METROLINER N8008, 8012 MIC   | 92→   | HD100B  | HD100B  |
| SKYLINER N122/3  | 02.86→12.09   | HD70A   | HD70A   |
| SKYLINER N122/3  | 02.86→12.09   | HD80  | HD80  |
| SKYLINER N122/3 P, N122/3 L, 1122...   | 02.86→12.09   | HD70A   | HD70A   |
| SKYLINER N122/3 P, N122/3 L, 1122...   | 02.86→12.09   | HD80  | HD80  |
| SPACELINER N117/2  | 08.82→  | HD70A   | HD70A   |





| FOR/FÜR<br> |  | HEAVY DUTY  |   |
|---|---|---|---|
|   |   |  |  |
| SPACELINER N117/2   | 02.86→  | HD80  | HD80  |
| SPACELINER N117/3   | 08.82→  | HD70A   | HD70A   |
| SPACELINER N117/3   | 02.86→  | HD80  | HD80  |
| STARLINER 516...  |   | HD80  | HD80  |
| TOURLINER 2216...   |   | HD100A  | HD100A  |
| TOURLINER Tourliner (Euro 6)  | 16→   | HD100A  | HD100A  |
| TRANSLINER N312   | 91→   | HD100B  | HD100B  |
| TRANSLINER N314   | 91→   | HD100B  | HD100B  |
| TRANSLINER N316 K   | 88→91   | HD100A  | HD100A  |
| TRANSLINER N316 L/U/K/SHD   | 91→   | HD100B  | HD100B  |
| TRANSLINER N318   | 91→   | HD100B  | HD100B  |
| TRANSLINER N321 U   | 91→   | HD100B  | HD100B  |
| TRANSLINER N407 SKI   | 81→   | HD80  | HD80  |
| TRANSLINER N4008, N 4012, N 4017 MIC  | 89→   | HD100B  | HD100B  |
| TRANSLINER SU N416  | 89→   | HD100A  | HD100A  |
| TRANSLINER Unibus N 906, N907/Telebus   | 82→   | HD80  | HD80  |
| <b>NISSAN</b>   |   |   |   |
| ATLEON  | 00→   | HD60C   | HD55  |
| CABSTAR   | 01.84→92  | WP45  | WP45  |
| CABSTAR E 75  | 07.92→07  | WP45  | WP45  |
| CABSTAR E 95  | 07.92→07  | WP45  | WP45  |
| CABSTAR E 110   | 07.92→07  | WP45  | WP45  |
| CABSTAR   | 08→   | HD50  | HD50  |
| ECO-T 100   | 09.96→  | HD50  | HD50  |
| ECO-T 135   | 09.96→  | HD50  | HD50  |
| ECO-T 160   |   | HD50  | HD50  |
| ECO-T 200   |   | HD50  | HD50  |
| Interstar (Euro - LHD)  | 02.02→09.11   | HD60B   | HD60B   |
| INTERSTAR   | 02.02→09.11   | HD60B   | HD60B   |
| KUBISTAR  | 11.03→  | HD50  | HD50  |

# TOEPASSINGEN VOOR ZWAAR GEBRUIK



| FOR/FÜR                           |  | HEAVY DUTY  |   |
|-----------------------------------|---|---|---|
|                                   |   |  |  |
| L 35                              |   | HD50  | HD50  |
| NT400 Cabstar                     | 14→   | HD50  | HD50  |
| NV200                             | 12.09→  | HD55  | #NV   |
| NV400                             | 10.11→  | HD65B   | HD65B   |
| NV400                             | 10.11→  | HD65B   | HD65B   |
| PRIMASTAR                         | 03.02→  | WP60  | WP60  |
| TRADE                             | 01.86→00  | HD50  | HD50  |
| URVAN                             | 01.81→  | WP45  | WP45  |
| VANETTE                           | →08.86  | WP40  | WP40  |
| VANETTE                           | 09.86→05.95   | HD50  | HD50  |
| VANETTE Cargo                     | 06.95→  | HD60C   | HD60C   |
| <b>NOGE</b>                       |   |   |   |
| GREGAL                            |   | HD100A  | HD100A  |
| TOURING                           | 96→   | HD100A  | HD100A  |
| TOURING Touring Star              | 96→   | HD100A  | HD100A  |
| <b>OBRADOR</b>                    |   |   |   |
| ST 5 C, ST 400                    | 94→   | HD100A  | HD100A  |
| ST 5 C, ST 400                    | 94→   | HD80  | HD80  |
| SW 360                            |   | HD100A  | HD100A  |
| <b>OMNIBUS</b>                    |   |   |   |
| SUNDANCER                         |   | HD100A  | HD100A  |
| SUNRIDER                          | →11   | HD100A  | HD100A  |
| Sunrise (Euro - LHD)              |   | HD60B   | HD60B   |
| SUNSET                            | →05.06  | HD60C   | HD55  |
| Sunset X / Sunset XL (Euro - LHD) | 06→   | HD60B   | HD60B   |
| <b>OPEL</b>                       |   |   |   |
| COMBO                             | 93→09.01  | WP45  | WP45  |
| COMBO                             | 10.01→10.11   | HD50  | #NV   |
| Movano                            | 09.98→10.99   | HD60B   | HD60B   |
| Movano                            | 11.99→04.10   | HD60B   | HD60B   |





| FOR/FÜR                                |  | HEAVY DUTY  |   |
|--|---|---|---|
|  |   |  |  |
| MOVANO                                 | 05.10→  | HD65B   | HD65B   |
| VIVARO                                 | 06.01→  | WP60  | WP60  |
| <b>OPEL / VAUXHALL</b>                 |   |   |   |
| MOVANO                                 | 05.10→  | HD65B   | HD65B   |
| <b>OPTARE</b>                          |   |   |   |
| CITY PACER                             | 01.86→  | HD100A  | HD100A  |
| <b>OTOKAR</b>                          |   |   |   |
| KENT C                                 | 01.86→  | HD100A  | HD100A  |
| NAVIGO U                               | 02→   | HD80  | HD80  |
| TERRITO U                              | 11→   | HD100A  | HD100A  |
| VECTIO C                               | 04.07→  | HD100A  | HD100A  |
| VECTIO T                               | 04.07→  | HD100A  | HD100A  |
| VECTIO U                               | 04.07→  | HD100A  | HD100A  |
| <b>PADANE</b>                          |   |   |   |
| PADANE X/Z                             |   | HD100A  | HD100A  |
| <b>PEGASO</b>                          |   |   |   |
| 1080-1186 1080, 1083, 1086, 1135, 1145 | 01.74→01.81   | WP45  | WP45  |
| 1080-1186 1080, 1083, 1086, 1135, 1145 | 02.81→01.86   | HD50  | HD50  |
| 1080-1186 1180, 1181, 1183, 1184, 1186 | 01.87→  | HD50  | HD50  |
| 1080-1186 1080, 1083, 1086, 1135, 1145 | 02.87→  | HD50  | HD50  |
| 1190-2135 1190, 1231, 2080, 2081, 2082 | 01.87→  | HD50  | HD50  |
| 1226-2331 1234R, 2217, 2323, 2331      | 01.85→  | HD50  | HD50  |
| 2080-3088 2080, 2082, 2089, 3088       | 01.74→12.81   | WP45  | WP45  |
| 2180-2190 2180, 2181, 2189             | 01.78→12.81   | WP45  | WP45  |
| 2180-2190 2180, 2181, 2182, 2189, 2190 | 01.87→  | HD50  | HD50  |
| 3080-3189 3080, 3180, 3181, 3188, 3189 | 01.87→  | HD50  | HD50  |
| 3080-3189 Serie 260                    | 01.90→  | HD50  | HD50  |
| 3080-3189 Serie Mider                  | 01.91→  | HD50  | HD50  |
| 3080-3189 Serie Obras                  | 01.91→  | HD50  | HD50  |
| 3080-3189 Tecno 1223, 1231, 1234, 1331 | 09.88→  | HD50  | HD50  |

| FOR/FÜR<br> |  | HEAVY DUTY  |   |
|--|---|---|---|
|  |   |  |  |
| 3080-3189 Tecno 2323, 2331   | 09.88→  | HD50  | HD50  |
| <b>PEUGEOT</b>   |   |   |   |
| BOXER 1  | 02.94→06.06   | HD55  | HD55  |
| BOXER 2  | 07.06→  | WP65  | WP65  |
| EXPERT 1   | 10.95→12.06   | HD65B   | HD50  |
| J5   | 01.82→02.94   | HD50  | HD50  |
| J7, J9   | 06.65→12.79   | WP40  | WP40  |
| PARTNER 2  | 05.08→  | WP65  | WP65  |
| <b>PIAGGIO</b>   |   |   |   |
| PORTER / TIPPER / QUARGO   | 01.98→  | WP40  | WP40  |
| <b>PLAXTON</b>   |   |   |   |
| PARAMOUNT 3200, 3500   | 81→   | HD100A  | HD100A  |
| <b>POCLAIN</b>   |   |   |   |
| PELLE MECANIQUE  | 01.90→  | HD100A  | HD100A  |
| <b>POLMOT</b>  |   |   |   |
| JELCZ 317, STAR  | 01.80→  | WP40  | WP40  |
| JELCZ O 80   | 01.80→  | HD60C   | HD60C   |
| <b>RENAULT TRUCKS (R.V.I.)</b>   |   |   |   |
| 15-32T 15 168 ... 19 168   | 74→   | WP40  | WP40  |
| 15-32T 26 240 DHPM   |   | WP40  | WP40  |
| 15-32T 32 256 DHA  |   | WP40  | WP40  |
| C C 210 ... C 340  | 01.75→05.87   | HD50  | HD50  |
| C C 210 ... C 340  | 06.87→  | HD50  | HD50  |
| C CS, MS (Mack)  | 01.86→  | HD50  | HD50  |
| G G (Maxter, Manager)  | 01.93→  | HD60C   | HD60C   |
| G G 170 ... G 340  | 01.83→12.92   | HD50  | HD50  |
| G GB 131, GB 191, GB 231   | 06.80→12.84   | HD50  | HD50  |
| G GBH, GLM, GLR 280  | 74→05.80  | WP40  | WP40  |
| G GC 231   | 80→12.85  | HD50  | HD50  |
| G GR 191, GR 231, GR 305   | 06.80→12.84   | HD50  | HD50  |




| FOR/FÜR<br> |  | HEAVY DUTY  |   |
|---|---|---|---|
|   |   |  |  |
| G GRH 235, GRH 305, GRH 350   | 06.80→12.84   | HD50  | HD50  |
| H HB, HF  | 10.77→  | HD50  | HD50  |
| H HM 15, HM 17, HM 19, HM 26  | 10.77→  | HD50  | HD50  |
| H HN 19, HN 26, HN 38   | 10.77→  | HD50  | HD50  |
| J J, JN, JK, JP, JR, JK   | 01.75→05.87   | HD50  | HD50  |
| J J   | 06.87→  | HD60C   | HD60C   |
| KANGOO Kangoo / Kangoo express  | 07.01→12.07   | HD50  | HD50  |
| KANGOO Kangoo 2   | 01.08→08  | WP58  | WP53  |
| KERAX   | 01.97→12.05   | HD65A   | HD65A   |
| KERAX   | 01.97→12.05   | HD65A   | HD65A   |
| KERAX   | 01.06→  | HD65A   | HD65A   |
| KERAX   | 01.06→  | HD65A   | HD65A   |
| M M 140 ... M 230 (Midliner)  | 01.87→  | HD60C   | HD60C   |
| MAGNUM / AE Magnum AE 380 ... 520   | 10.90→02.97   | HD70A   | HD70A   |
| MAGNUM / AE Magnum AE 380 ... 520   | 03.97→13  | HD70A   | HD70A   |
| MAGNUM / AE Magnum AE 380 ... 520   | 03.97→13  | HD70A   | HD70A   |
| Mascott   | 06.99→10.99   | HD60B   | HD60B   |
| Mascott   | 11.99→03.10   | HD60B   | HD60B   |
| MASCOTT   | 11.99→03.10   | HD60B   | HD60B   |
| MASTER Gamme B 70, B 90   | 01.83→12.92   | HD70A   | HD70A   |
| MASTER Gamme B (Messenger)  | 01.93→10.97   | HD60C   | HD60C   |
| MASTER Master   | 09.80→02.89   | HD60C   | HD60C   |
| MASTER  | 03.89→10.97   | HD60C   | HD60C   |
| Master  | 11.97→10.99   | HD60B   | HD60B   |
| Master  | 11.99→03.10   | HD60B   | HD60B   |
| MASTER  | 04.10→  | HD65B   | HD65B   |
| MASTER  | 04.10→  | HD65B   | HD65B   |
| MAXITY  | 08→   | HD50  | HD50  |
| Gamme D (MAXITY) 3, 5 7, 5T   | 13→   | HD50  | HD50  |
| Midlum  | 03.00→12.00   | HD60A   | HD60A   |




# TOEPASSINGEN VOOR ZWAAR GEBRUIK

| FOR/FÜR<br> |  | HEAVY DUTY  |   |
|--|---|---|---|
|  |   |  |  |
| Midlum   | 01.01→  | HD60A   | HD60A   |
| Gamme D (Midlum) 10 18T  | 06.13→  | HD60A   | HD60A   |
| PREMIUM 1  | 05.96→12.05   | HD65A   | HD65A   |
| PREMIUM 2  | 01.06→  | HD65A   | HD65A   |
| PREMIUM 2  | 01.06→  | HD65A   | HD65A   |
| Gamme D Wide (PREMIUM) 18 26T  | 06.13→  | HD65A   | HD65A   |
| Gamme D Wide (PREMIUM) 18 26T  | 06.13→  | HD65A   | HD65A   |
| Gamme C (PREMIUM) 250 320 CH   | 06.13→  | HD65A   | HD65A   |
| Gamme C (PREMIUM) 250 320 CH   | 06.13→  | HD65A   | HD65A   |
| Gamme C (new) 380 520 CH   | 06.13→  | HD65C   | HD65C   |
| Gamme K (new) 380 520 CH   | 06.13→  | HD65C   | HD65C   |
| Gamme T (new) 380 520 CH   | 06.13→  | HD65C   | HD65C   |
| Gamme T High Sleeper (new) 440 520 CH  | 10.13→  | HD65C   | HD65C   |
| R R (Major)  | 01.81→  | HD50  | HD50  |
| S S 90 ... S 220   | 01.75→05.87   | HD50  | HD50  |
| S S 90 ... S 220 (Midliner)  | 06.87→  | HD60C   | HD60C   |
| S SM 5, SM 6, SM 7, SM 8   | 10.79→06.84   | WP40  | WP40  |
| S SM 10, SM 12, SM 13  | 06.75→  | HD50  | HD50  |
| S SM 170 ... SM 340  | →01.79  | HD50  | HD50  |
| SB 2   | 10.79→06.84   | WP40  | WP40  |
| SG 1, SG 2, SG 3, SG 4, SG 5 (MASTER)  | 10.79→06.84   | WP40  | WP40  |
| T CBH-Serie 280  | 04.86→05.87   | HD50  | HD50  |
| T TB 191, TB 231   | 06.80→12.84   | HD50  | HD50  |
| T TP 2, TP 3   | →01.80  | WP40  | WP40  |
| T TR 260, TR 280, TR 300, TR 305, TR 320   | 04.75→  | HD50  | HD50  |
| T TRH 305, TR 320, TR 350  | 04.75→  | HD50  | HD50  |
| TRAFIC   | 04.89→03.01   | HD50  | HD50  |
| TRAFIC   | 04.01→01  | WP60  | WP60  |
| <b>SAURER</b>  |   |   |   |
| D 290 F, N, D 330 B  | →01.77  | HD60C   | HD60C   |

| FOR/FÜR<br> |  | HEAVY DUTY  |   |
|---|---|---|---|
|   |   |  |  |
| <b>SCANIA</b>   |   |   |   |
| Citywide LE   |   | HD100B  | HD100B  |
| Citywide LF   |   | HD80  | HD80  |
| Touring   |   | HD100B  | HD100B  |
| Touring HD  |   | HD100B  | HD100B  |
| 80 Série 81 (LB)  | 01.75→01.81   | HD50  | HD50  |
| 80 Série 85 (BR, CR, Super)   | 01.73→01.81   | HD70A   | HD70A   |
| 80 Série 85 L, LB, LS, LBS, LBT, Super  | 01.69→01.75   | HD50  | HD50  |
| 80 Série 86 L, LB, LS, LBS  | 01.75→01.81   | HD50  | HD50  |
| 110 Série 111 L, LB, LS, LT, LBS, LBT, Super  | 01.75→01.81   | HD50  | HD50  |
| 110 Série 116 (BR)  | 01.79→  | HD70A   | HD70A   |
| 110 Omnicity  | 09.96→  | HD80  | HD80  |
| 110 Omniline IL94 IB  | 11.00→  | HD90B   | HD90B   |
| 110 Omnilink  | 98→01   | HD80  | HD80  |
| 110 Serie 112 - A (CN)  | 84→   | HD70A   | HD70A   |
| 110 Serie 116 (CN)  | 84→   | HD70A   | HD70A   |
| 140 Série 140 L, LB, LS, LT, LBS, LBT, Super  | 01.77→01.81   | HD50  | HD50  |
| 140 Série 145 (BR)  | 01.71→01.81   | HD70A   | HD70A   |
| 140 Série 145 (CR)  | 08.71→01.81   | HD70A   | HD70A   |
| 140 Série 146 KT, LB, LT  | 01.76→01.81   | HD50  | HD50  |
| 2-SERIES 82 (G, P, T)   | 08.79→03.88   | HD60C   | HD60C   |
| 2-SERIES 92 M, 92 L, 92 LB, 92 LBS)   | 01.81→01.88   | HD60C   | HD60C   |
| 2-SERIES 112 (CR)   | 01.78→  | HD70A   | HD70A   |
| 2-SERIES 112 M, H (P, R, T)   | 08.79→03.88   | HD60C   | HD60C   |
| 2-SERIES 142 L, LB, LS, LT, LBS, LBT, Super   | 01.75→01.81   | HD50  | HD50  |
| 2-SERIES 142 M (R, T)   | 08.79→03.88   | HD60C   | HD60C   |
| 3-SERIES 93 M, 93 H   | 04.88→  | HD60C   | HD60C   |
| 3-SERIES 113 M, H, R  | 04.88→  | HD60C   | HD60C   |
| 3-SERIES 143 M, H   | 04.88→  | HD60C   | HD60C   |
| 4-SERIES 94 C, D, G, L  | 10.95→  | HD70A   | HD70A   |



| FOR/FÜR                       |  | HEAVY DUTY  |   |
|-------------------------------|---|---|---|
|                               |   |  |  |
| 4-SERIES 114 C, G, L          | 10.95→  | HD70A   | HD70A   |
| 4-SERIES 124 C, G, L          | 10.95→  | HD70A   | HD70A   |
| 4-SERIES 144 C, G, L          | 10.95→  | HD70A   | HD70A   |
| 4-SERIES 164 C, G, L          | 05.00→  | HD70A   | HD70A   |
| G Série G                     | 08→   | HD70A   | HD70A   |
| G Série G                     | 08→   | HD70B   | HD70B   |
| G Série G                     | 08→   | HD70B   | HD70B   |
| P P Serie 230...420 (P, R, T) | 04→08.05  | HD70A   | HD70A   |
| P P Serie 230...420 (P, R, T) | 09.05→  | HD70A   | HD70A   |
| P P Serie 230...420 (P, R, T) | 09.05→  | HD70B   | HD70B   |
| P P Serie 230...420 (P, R, T) | 09.05→  | HD70B   | HD70B   |
| R R Serie 380...580 (P, R, T) | 04.04→08.05   | HD70A   | HD70A   |
| R R Serie 230...620 (P, R, T) | 09.05→11.16   | HD70A   | HD70A   |
| R R Serie 230...620 (P, R, T) | 09.05→11.16   | HD70B   | HD70B   |
| R R Serie 230...620 (P, R, T) | 09.05→11.16   | HD70B   | HD70B   |
| T T Serie 380...580 (P, R, T) | 04→08.05  | HD70A   | HD70A   |
| T T Serie 230... (P, R, T)    | 09.05→  | HD70A   | HD70A   |
| T T Serie 230... (P, R, T)    | 09.05→  | HD70B   | HD70B   |
| T T Serie 230... (P, R, T)    | 09.05→  | HD70B   | HD70B   |
| <b>SEDDON-ATKINSON</b>        |   |   |   |
| 200, 300, 400 SERIES          | →01.75  | HD55  | HD55  |
| <b>SEKURA</b>                 |   |   |   |
| CABINE                        |   | HD70A   | HD70A   |
| <b>SMIT</b>                   |   |   |   |
| MERCURIUS                     | 94→   | HD80  | HD80  |
| METEOR                        | 94→   | HD100A  | HD100A  |
| <b>SOLARIS</b>                |   |   |   |
| URBINO III                    |   | HD80  | HD80  |
| URBINO 12                     |   | HD100A  | HD100A  |
| URBINO 12 LE                  |   | HD100A  | HD100A  |

| FOR/FÜR                        |  | HEAVY DUTY  |   |
|--------------------------------|---|---|---|
|                                |   |  |  |
| URBINO Electric                |   | HD100A  | HD100A  |
| VACANZA                        |   | HD100A  | HD100A  |
| <b>STEYR</b>                   |   |   |   |
| 790                            | 04.76→01.79   | HD50  | HD50  |
| 1290 > 1490 K.O.S              | 06.72→02.79   | HD50  | HD50  |
| 1291 > 1491 260, 280, 310, 320 | 04.78→12.87   | HD50  | HD50  |
| 13 S14, 17 S14, 18, 21, 23     | 04.86→  | HD50  | HD50  |
| 18 S36, 19 S36, 19 S42, 33 S42 | 01.94→  | HD50  | HD50  |
| 1890 F.O                       | 04.75→04.81   | HD50  | HD50  |
| 1891 280, 310, 320, 330        | 02.82→12.87   | HD50  | HD50  |
| 19 S24, 40 S37                 | 01.87→  | HD50  | HD50  |
| 28 S36                         |   | HD50  | HD50  |
| 2891 260, 280, 330             | 10.83→12.87   | HD50  | HD50  |
| 320, 360, 390                  | 01.87→  | HD50  | HD50  |
| 35 S36                         |   | HD50  | HD50  |
| 590.170, 690.170               | 08.69→03.92   | WP45  | WP45  |
| 591, 691                       | 01.84→04.86   | HD50  | HD50  |
| 591.136, 691.136               | →01.84  | WP45  | WP45  |
| 791.145, 170, 195, 210         | 11.78→02.86   | HD50  | HD50  |
| 8 S14, 8 S18                   | 04.89→  | HD50  | HD50  |
| 891, 170                       | 11.78→02.86   | HD50  | HD50  |
| 9 S14, 18, 21 À 12 S14, 18, 21 | 04.86→  | HD50  | HD50  |
| CITYBUS SC 6 F 55/65           | 01.75→  | HD70A   | HD70A   |
| PINZGAUER VEB 4X4              |   | WP45  | WP45  |
| SG 18 HUA 250                  |   | HD70A   | HD70A   |
| SL 11 HU 200, SL 11 HUA 250    |   | HD70A   | HD70A   |
| SS 11 HU 200, SS 11 HUA 250    |   | HD70A   | HD70A   |
| STADTBUS CS 6 F 55             | 10.73→  | HD70A   | HD70A   |
| TRANSITBUSSE (ST.U.Ü)          |   | HD70A   | HD70A   |

# TOEPASSINGEN VOOR ZWAAR GEBRUIK

| FOR/FÜR   |   | HEAVY DUTY  |   |
|---|---|---|---|
|  |  |  |  |

## SUNSUNDEGUI

|             |     |        |        |
|-------------|-----|--------|--------|
| CITY STYLO  | 93→ | HD100A | HD100A |
| INTER STYLO | 93→ | HD100A | HD100A |
| SIDERAL     | 97→ | HD100A | HD100A |

## T.A.M

|            |        |        |        |
|------------|--------|--------|--------|
| 122 A 75T  | 01.92→ | HD70A  | HD70A  |
| 122 T 8B   | 01.92→ | HD60C  | HD60C  |
| 232 A 90   |        | HD100A | HD100A |
| 232 A 90T  | 01.92→ | HD100A | HD100A |
| 260 A 116P | 01.92→ | HD80   | HD80   |
| 260 A 119T |        | HD100A | HD100A |
| 260 T 17BL | 01.92→ | HD60C  | HD60C  |
| 331        | 01.92→ | HD100A | HD100A |

## TATA HISPANO




|               |  |        |        |
|---------------|--|--------|--------|
| ADL Hybrid    |  | HD100A | HD100A |
| Inter Premium |  | HD100A | HD100A |
| Naya          |  | HD100A | HD100A |
| TML Hybrid    |  | HD100A | HD100A |
| Xerus         |  | HD100A | HD100A |

## TATRA

|                          |        |       |       |
|--------------------------|--------|-------|-------|
| 613                      | 01.76→ | WP40  | WP40  |
| PHOENIX PHOENIX (Euro 6) | 14→    | HD60C | HD60C |
| PHOENIX PHOENIX (Euro 6) | 14→    | HD60C | HD60C |

## TEMSA

|                                |  |        |        |
|--------------------------------|--|--------|--------|
| Avenue LF                      |  | HD100A | HD100A |
| HD13                           |  | HD100A | HD100A |
| LD13 SB (LD SB)                |  | HD100A | HD100A |
| LF12                           |  | HD100A | HD100A |
| MARATON                        |  | HD100A | HD100A |
| SAFARI 12 IC / 13 IC / 14 / HP |  | HD100A | HD100A |

| FOR/FÜR  |   | HEAVY DUTY  |   |
|--|---|---|---|
|  |  |  |  |

Tourmalin IC

HD90B

HD90B

## TERBERG

|              |        |       |       |
|--------------|--------|-------|-------|
| FM 1350      |        | HD65B | HD65B |
| FM 1350      |        | HD65B | HD65B |
| FM 1450      |        | HD65B | HD65B |
| FM 1450      |        | HD65B | HD65B |
| FM 1850      |        | HD65B | HD65B |
| FM 1850      |        | HD65B | HD65B |
| FM 1950      |        | HD65B | HD65B |
| FM 1950      |        | HD65B | HD65B |
| FM 2000      |        | HD65B | HD65B |
| FM 2000      |        | HD65B | HD65B |
| FM 2850      |        | HD65B | HD65B |
| FM 2850      |        | HD65B | HD65B |
| FM 3000      |        | HD65B | HD65B |
| FM 3000      |        | HD65B | HD65B |
| YT 182 (4X2) | 08.08→ | HD80  | HD80  |

## TITAN





|                |  |       |       |
|----------------|--|-------|-------|
| TF 3000 (10X8) |  | HD60C | HD60C |
| TTR 340 (8X8)  |  | HD50  | HD50  |





## TOYOTA

|                 |             |      |      |
|-----------------|-------------|------|------|
| DYNA            | 01.79→01.83 | WP40 | WP40 |
| HI-ACE I        | 01.79→01.83 | WP40 | WP40 |
| HI-ACE II / III | 08.85→10.95 | WP40 | WP40 |
| HI-LUX          | 01.79→01.83 | WP40 | WP40 |
| LITE-ACE I      | 01.79→01.83 | WP40 | WP40 |







## UNVI




|              |  |        |        |
|--------------|--|--------|--------|
| SILINTERCITY |  | HD100B | HD100B |
| SILINTERCITY |  | HD80   | HD80   |
| URBIS        |  | HD100B | HD100B |




| FOR/FÜR   |   | HEAVY DUTY  |   |
|---|---|---|---|
|  |  |  |  |
| VOYAGER GT  |   | HD100B  | HD100B  |
| UGARTE  |   |   |   |
| CX-ELITE  | 94→   | HD100A  | HD100A  |
| CX-ELITE GLASS  | 95→   | HD100A  | HD100A  |
| V D L   |   |   |   |
| AMBASSADOR  |   | HD100A  | HD100A  |
| ARROW 30  |   | HD100B  | HD100B  |
| ARROW 70  |   | HD100B  | HD100B  |
| AXIAL 50  |   | HD100A  | HD100A  |
| AXIAL 70  |   | HD100A  | HD100A  |
| AXIAL 70  |   | HD65B   | HD65B   |
| AXIAL 100   |   | HD80  | HD80  |
| AXIAL 100   |   | HD65B   | HD65B   |
| AXIAL DD138-430XE   |   | HD80  | HD80  |
| DIPLOMAT 255  |   | HD100A  | HD100A  |
| E 91  |   | HD100A  | HD100A  |
| FUTURA  |   | HD100A  | HD100A  |
| FUTURA DD   |   | HD80  | HD80  |
| FUTURA  |   | HD60C   | HD60C   |
| KUSTERS Mid Euro XL   | 05.95→05.06   | HD60C   | HD60C   |
| MINI BUS  | →05.06  | HD60C   | HD60C   |
| MISTRAL 70  |   | HD100B  | HD100B  |
| MISTRAL   |   | HD65B   | HD65B   |
| PHILEAS   |   | HD90A   | HD90A   |
| PROCITY   |   | HD55  | HD55  |
| SYNERGY   |   | HD80  | HD80  |
| SYNERGY   |   | HD65B   | HD65B   |
| TRANSIT Transit 2000  |   | HD100A  | HD100A  |
| TRANSIT Transit 2000 Midi   |   | HD100A  | HD100A  |

| FOR/FÜR  |   | HEAVY DUTY  |   |
|--|---|---|---|
|  |  |  |  |
| VAN HOOL   |   |   |   |
| A 300, A 300 CNG/ LPG  | 91→   | HD90A   | HD90A   |
| A 308, A 308 CNG/HYB/ LPG/L  | 88→   | HD90A   | HD90A   |
| A 309  | 04→   | HD90A   | HD90A   |
| A 320  | 99→   | HD90A   | HD90A   |
| A 330  | 97→   | HD90A   | HD90A   |
| A 360  | 97→   | HD90A   | HD90A   |
| A 500  | 85→   | HD90A   | HD90A   |
| A 508  | 09.88→  | HD90A   | HD90A   |
| A 600  |   | HD90A   | HD90A   |
| ACRON  |   | HD90A   | HD90A   |
| AG 300 AG 300, AG 300 CNG/LPG/T  | 01.92→  | HD90A   | HD90A   |
| AG 500   | 85→   | HD90A   | HD90A   |
| AG 700   |   | HD90A   | HD90A   |
| AGG 300  |   | HD90A   | HD90A   |
| ALIZEE T 815 H   | 82→   | HD100A  | HD100A  |
| ASTRON   |   | HD90A   | HD90A   |
| EOS 80   | 01.93→  | HD90A   | HD90A   |
| EOS 90   | 01.93→  | HD90A   | HD90A   |
| EOS 100  | 01.90→  | HD80  | HD80  |
| EOS 100  | 01.90→  | HD80  | HD80  |
| EOS 200  | 91→09.99  | HD80  | HD80  |
| EOS 200  | 91→09.99  | HD60C   | HD60C   |
| EOS 230  | 01.94→  | HD80  | HD80  |
| EOS 230  | 01.94→  | HD60C   | HD60C   |
| EOS 233  | 01.94→09.99   | HD80  | HD80  |
| EOS 233  | 01.94→09.99   | HD60C   | HD60C   |
| EX 15 H  |   | HD100A  | HD100A  |
| EX 16 H  |   | HD100A  | HD100A  |
| EX 16 M  |   | HD100A  | HD100A  |





# TOEPASSINGEN VOOR ZWAAR GEBRUIK





| FOR/FÜR                               |  | HEAVY DUTY  |   | FOR/FÜR                |  | HEAVY DUTY  |   |
|---------------------------------------|---|---|---|------------------------|---|---|---|
|                                       |   |  |  |                        |   |  |  |
| EX 17 H                               |   | HD100A  | HD100A  | T900 TD 927 Astromega  | 97→   | HD80  | HD80  |
| EXQUI CITY                            |   | HD100A  | HD100A  | T900 TD 927 Astromega  | 97→   | HD80  | HD80  |
| T800 T 812 HGT                        | 09.88→  | HD100A  | HD100A  | TX 11 Alicron          |   | HD100A  | HD100A  |
| T800 T 815 Acron (Royal / New Look)   | 09.88→  | HD50  | HD50  | TX 16 Acron            |   | HD100A  | HD100A  |
| T800 T 815 Alicron (Royal / New Look) | 01.91→  | HD50  | HD50  | TX 16 Astron           |   | HD100A  | HD100A  |
| T800 T 815 HGT, SL, Transligné        | 09.88→  | HD100A  | HD100A  | TX 16 Astronef         |   | HD100A  | HD100A  |
| T800 T 815 TL/CL                      |   | HD100A  | HD100A  | TX 17 Acron            |   | HD100A  | HD100A  |
| T800 T 816 Altano (Royal / New Look)  | 01.92→  | HD90A   | HD90A   | TX 17 Altano           |   | HD80  | HD80  |
| T800 T 818 Altano (Royal / New Look)  | 01.92→  | HD90A   | HD90A   | TX 17 Astronef         |   | HD100A  | HD100A  |
| T800 TD 824 Astromega                 |   | HD90A   | HD90A   | TX 21 / TDX 21 Altano  |   | HD80  | HD80  |
| T800 TD 824 Astromega                 |   | HD90A   | HD90A   | TX 21 / TDX 21 Altano  |   | HD70A   | HD70A   |
| T800 TD 827 Astromega                 |   | HD90A   | HD90A   | TX 27 Astromega        |   | HD80  | HD80  |
| T800 TD 827 Astromega                 |   | HD90A   | HD90A   | TX 27 Astromega        |   | HD70A   | HD70A   |
| T900 T 9 Acron                        | 95→   | HD100A  | HD100A  | <b>VIBERTI</b>         |   |   |   |
| T900 T 9 Acron                        | 95→   | HD50  | HD50  | FIAT 418 AL/MS         | 01.79→  | HD60C   | HD60C   |
| T900 T 911 Alicron                    |   | HD90A   | HD90A   | <b>VOLKSWAGEN</b>      |   |   |   |
| T900 T 915 Acron                      | 95→   | HD90A   | HD90A   | BULLY                  | →12.83  | HD50  | HD50  |
| T900 T 915 Alicron                    | 96→   | HD90A   | HD90A   | CADDY / CADDY LIFE     | 04.04→02.07   | WP60  | WP60  |
| T900 T 915 CL                         | 09.00→  | HD90A   | HD90A   | CADDY / CADDY LIFE     | 03.07→  | WP60  | WP60  |
| T900 T 916 Astron                     |   | HD90A   | HD90A   | CADDY / CADDY LIFE     | 04.04→02.07   | WP60  | WP60  |
| T900 T 916 Astron                     |   | HD50  | HD50  | CADDY / CADDY LIFE     | 03.07→  | WP60  | WP60  |
| T900 T 916 Astronef                   |   | HD100A  | HD100A  | CADDY MAXI / MAXI LIFE | 03.07→  | WP60  | WP60  |
| T900 T 916 CL                         | 04→   | HD100A  | HD100A  | CADDY MAXI / MAXI LIFE | 03.07→  | WP60  | WP60  |
| T900 T 916 / 917 Altano               | 99→   | HD80  | HD80  | CARAVELLE, CALIFORNIA  | 09.90→  | HD55  | HD55  |
| T900 T 916 / 917 Altano               | 99→   | HD80  | HD80  | CITY-BUS               | 01.92→  | HD60C   | HD60C   |
| T900 T 917 Acron                      | 99→   | HD100A  | HD100A  | CRAFTER                | 06.06→  | WP65  | WP65  |
| T900 T 917 Astron                     |   | HD100A  | HD100A  | CRAFTER                | 06.06→  | WP65  | WP65  |
| T900 T 917 Astron                     |   | HD50  | HD50  | DANBURY                | 01.80→  | WP45  | WP45  |
| T900 T 918 Altano                     |   | HD80  | HD80  | LT LT 28 ... LT 50     | 04.75→11.82   | HD50  | HD50  |
| T900 T 918 Altano                     |   | HD80  | HD80  | LT LT 28 ... LT 50     | 12.82→96.96   | HD50  | HD50  |




| FOR/FÜR                                       |  | HEAVY DUTY  |   |
|---|---|---|---|
|   |   |  |  |
| LT LT   | 09.96→06.06   | HD60C   | HD50  |
| SYNCHRO 410D                                  | 01.92→  | WP45  | WP45  |
| TARO  | 01.91→  | WP45  | WP45  |
| TRANSPORTER T1-T2                             | →04.79  | WP40  | WP40  |
| TRANSPORTER T3                                | 05.79→08.90   | WP45  | WP45  |
| TRANSPORTER T4                                | 09.90→12.03   | HD55  | HD55  |
| TRANSPORTER T5                                | 11.03→01.13   | HD60C   | HD55  |
| TRANSPORTER                                   | 11.03→01.13   | HD60C   | HD55  |
| TRANSPORTER                                   | 11.03→01.13   | WP60  | WP60  |
| TRANSPORTER                                   | 11.03→01.13   | WP60  | WP60  |
| TRANSPORTER                                   | 11.03→01.13   | HD60C   | HD55  |
| TRANSPORTER                                   | 11.03→01.13   | WP60  | WP60  |
| TRANSPORTER                                   | 11.03→01.13   | WP60  | WP60  |
| MARCOPOLO Volkbus<br>18.280 OT LE (Viale BRS) | 17→   | HD80  | HD80  |
| <b>VOLVO</b>                                  |   |   |   |
| 5000  | 98→   | HD100A  | HD100A  |
| 7000  | 09.99→  | HD100A  | HD100A  |
| 7250  | 05.99→  | HD100A  | HD100A  |
| 7450  | 98→   | HD100A  | HD100A  |
| 7700  |   | HD100A  | HD100A  |
| 7900  |   | HD90A   | HD90A   |
| 7900 ELECTRIC                                 | 15→   | HD90A   | HD90A   |
| 8700 LE                                       |   | HD100A  | HD100A  |
| 8900  |   | HD90A   | HD90A   |
| 9500  |   | HD100B  | HD100B  |
| 9700  |   | HD100B  | HD100B  |
| 9900  |   | HD100B  | HD100B  |
| B10 B 6                                       | 01.94→  | HD100A  | HD100A  |
| B10 400                                       | 99→   | HD100A  | HD100A  |
| B10 B 10 B - GX 57                            |   | HD100A  | HD100A  |




| FOR/FÜR                           |  | HEAVY DUTY  |   |
|-----------------------------------|---|---|---|
|                                   |   |  |  |
| B10 B 10 B - GX 57                |   | HD100A  | HD100A  |
| B10 B 10 B - SBL 12, B10<br>B ... |   | HD100A  | HD100A  |
| B10 B 10 L - SN 12                |   | HD100A  | HD100A  |
| B10 M                             |   | HD100A  | HD100A  |
| B12 12                            |   | HD100A  | HD100A  |
| B12 500 H                         |   | HD100A  | HD100A  |
| B12 600                           | 96→   | HD100A  | HD100A  |
| B12 M                             |   | HD100B  | HD100B  |
| B12 M                             |   | HD65B   | HD65B   |
| C10 M                             | 08.84→  | HD100A  | HD100A  |
| CH 230                            |   | HD60C   | HD60C   |
| F 4                               | 09.75→12.85   | HD60C   | HD60C   |
| F 6                               | 09.75→12.85   | HD60C   | HD60C   |
| F 7                               | 08.77→10.93   | HD60C   | HD60C   |
| F 10                              | 08.77→10.93   | HD60C   | HD60C   |
| F 12                              | 08.87→10.93   | HD60C   | HD60C   |
| F 16                              | 08.77→10.93   | HD60C   | HD60C   |
| FE FE                             | 06→12   | HD65A   | HD65A   |
| FE FE                             | 06→12   | HD65A   | HD65A   |
| FH 10                             | 11.93→01.06   | HD65B   | HD65B   |
| FH 10                             | 11.93→01.06   | HD65B   | HD65B   |
| FH 12                             | 11.93→01.06   | HD65B   | HD65B   |
| FH 12                             | 11.93→01.06   | HD65B   | HD65B   |
| FH 16                             | 11.93→01.06   | HD65B   | HD65B   |
| FH 16                             | 11.93→01.06   | HD65B   | HD65B   |
| FH 16                             | 02.06→12  | HD65B   | HD65B   |
| FH 16                             | 02.06→12  | HD65B   | HD65B   |
| FH 16 (Euro 6)                    | 03.13→  | HD70A   | HD70A   |
| FH 16 (Euro 6)                    | 03.13→  | HD70B   | HD70B   |
| FL 4                              | 01.85→  | HD60C   | HD60C   |

# TOEPASSINGEN VOOR ZWAAR GEBRUIK

| FOR/FÜR<br> |  | HEAVY DUTY  |   |
|--|---|---|---|
|  |   |  |  |
| FL 6   | 09.85→12.94   | HD60C   | HD60C   |
| FL 6   | 02.94→11.06   | HD60C   | HD60C   |
| FL 7   | 09.85→09.90   | HD70A   | HD70A   |
| FL 7   | 10.95→98  | HD70A   | HD70A   |
| FL 10  | 09.85→09.95   | HD70A   | HD70A   |
| FL 12  | 10.95→97  | HD70A   | HD70A   |
| FL 220 / 250   | 09.00→11.06   | HD60C   | HD60C   |
| FL   | 12.06→  | HD60A   | HD60A   |
| FL FL  | 12.06→  | HD60B   | HD60B   |
| FM 7   | 06.98→12.01   | HD65B   | HD65B   |

| FOR/FÜR<br> |  | HEAVY DUTY  |   |
|---|---|---|---|
|   |   |  |  |
| FM 7  | 06.98→12.01   | HD65B   | HD65B   |
| FM 9  | 12.01→03  | HD65B   | HD65B   |
| FM 9  | 12.01→03  | HD65B   | HD65B   |
| FM 10   | 06.98→12.01   | HD65B   | HD65B   |
| FM 10   | 06.98→12.01   | HD65B   | HD65B   |
| FM 12   | 06.98→01.06   | HD65B   | HD65B   |
| FM 12   | 06.98→01.06   | HD65B   | HD65B   |
| FM FM / FMX   | 02.06→  | HD65B   | HD65B   |
| FM FM / FMX   | 02.06→  | HD65B   | HD65B   |
| FS 7  | 01.85→95  | HD60C   | HD60C   |

| FOR/FÜR      |  | HEAVY DUTY  |   |
|--------------|---|---|---|
|              |   |  |  |
| FS 10        | 01.85→09.95   | HD70A   | HD70A   |
| G G8         | 01.75→  | WP45  | WP45  |
| N N 4        | 01.85→  | HD60C   | HD60C   |
| N N 7        | 09.73→  | WP40  | WP40  |
| N N 8 / NB 8 | →08.73  | WP45  | WP45  |
| N 40         | 09.73→  | WP40  | WP40  |
| N 12         | 09.73→  | WP40  | WP40  |
| NH 12        | 09.00→  | HD65B   | HD65B   |
| NL 6         | 01.75→  | HD60C   | HD60C   |
| NL 10        | 09.73→  | WP40  | WP40  |

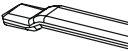
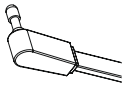

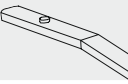
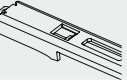
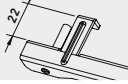

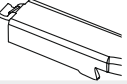



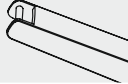
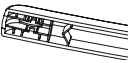
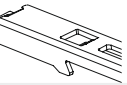


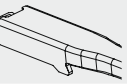
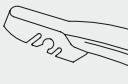
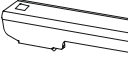
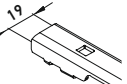


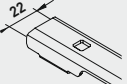


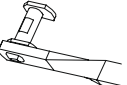


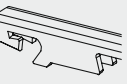


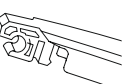


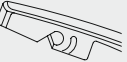
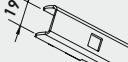

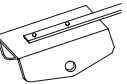
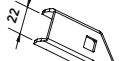

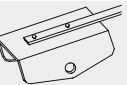


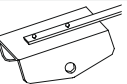


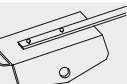


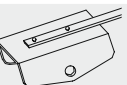

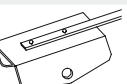


| FOR/FÜR                |  | HEAVY DUTY  |   |
|------------------------|---|---|---|
|                        |   |  |  |
| NL 12                  | 09.73→  | WP40  | WP40  |
| <b>WAGNER</b>          |   |   |   |
| CADNA                  |   | HD100A  | HD100A  |
| <b>WESTERN STAR</b>    |   |   |   |
| 5700 5700 / 5700XE     |   | HD50  | HD50  |
| <b>YUTONG</b>          |   |   |   |
| E 12 / E12 LF (Euro 6) | 15→   | HD80  | HD80  |

# ADAPTER OVERZICHT








| ADAPTER   | TYPE    | HAKEN         | ADAPTER   | TYPE    | HAKEN         | ADAPTER   | TYPE | HAKEN     |
|---|---------|---------------|---|---------|---------------|---|------|-----------|
|    | 3A      | 2, 12, 26, 55 |    | 7A      | 54            |    | G1   | 49        |
|    | 3B-2    | 41, 42        |    | 7B      | 6             |    | M    | 33        |
|    | 3C-B    | 18, 19, 29    |    | 7A + 7C | 24            |    | M1   | 34        |
|    | 3D-2    | 25, 26        |    | 7A + 7D | 44            |    | M2   | 37        |
|    | 3F      | 1, 30         |    | 7A + 7E | 50            |    | M3   | 37        |
|    | 3G + E3 | 12, 13        |    | 7I      | 45            |    | M6   | 37        |
|   | 3H-2    | 27, 28        |   | 7J      | 5             |   | M7   | 39        |
|  | 3H-8    | 27, 28        |  | A2-1    | 9, 11         |  | M8   | 38        |
|  | 3H-9    | 27, 28        |  | B       | 8, 10         |  | T5   | 4         |
|  | 3T      | 51            |  | E3      | 2, 12, 13, 21 |  | T8   | 33        |
|  | 3U      | 20            |  | F1      | 13            |  | T9   | 12        |
|  | 5A      | 31            |  | F5      | 14            |  | TR4  | 34        |
|  | 5B      | 32            |  | F7      | 16, 17        |  | TR9  | 34        |
|  | 5C      | 43            |  | F9      | 13            |  | V9   | 12        |
|  | 5D      | 47            |  | F10     | 12, 13        |  | V12  | 2, 12, 21 |
|  | 5E      | 46            |  | F12     | 15            |   |      |           |



# OVERZICHT HAKEN

| NR. | HAAKTYPE  | BESCHRIJVING                   | NR. | HAAKTYPE  | BESCHRIJVING                  | NR. | HAAKTYPE  | BESCHRIJVING    |
|-----|---|--------------------------------|-----|---|-------------------------------|-----|---|-----------------|
| 1   |    | Insert Lock                    | 21  |                      | PIN 4.8mm / 6.3mm             | 41  |    | Side Lock 19mm  |
| 2   |    | Bayonet<br>7mm x 2.6mm         | 22  |                      | Pinch Tab 3D-2                | 42  |    | Side Lock 22mm  |
| 3   |    | Bayonet 8.5mm                  | 23  |                      | Pinch Tab 3D-2                | 43  |    | Slide Pinch     |
| 4   |    | Bayonet 10mm                   | 24  |                      | Pinch Tab 11                  | 44  |    | Slider          |
| 5   |    | Clip                           | 25  |                      | Pinch Tab BMW                 | 45  |    | Slider 71       |
| 6   |    | Double Post                    | 26  |                      | Pinch Tab Type A              | 46  |    | Snap Claw H     |
| 7   |    | Push Button 15.5<br>mm         | 27  |                      | Push Button<br>Narrow 19mm    | 47  |    | Snap Claw L     |
| 8   |   | HOOK 6mm x 2mm                 | 28  |                     | Push Button 22mm              | 48  |   | Spray Bar       |
| 9   |  | HOOK 7mm x<br>2.2mm            | 29  |                    | Renault Scenic Type           | 49  |  | Spray Bar Clips |
| 10  |  | HOOK 8mm x 3mm                 | 30  |                    | Multi Hook                    | 50  |  | Top Button      |
| 11  |  | HOOK 9mm x<br>2.5mm            | 31  |                    | Rock Loc 2                    | 51  |  | Push Button FZ  |
| 12  |  | Hook 9mm x 3mm                 | 32  |                    | Rock Loc 3                    | 52  |  | Top Button 19   |
| 13  |  | Hook 9mm x 4mm                 | 33  |                    | Saddle                        | 53  |  | Top Button 22   |
| 14  |  | Hook 12mm x 4mm                | 34  |                    | Saddle 13.6mm                 | 54  |  | U-Clip          |
| 15  |  | HOOK 14mm x 4mm                | 35  |                    | Saddle 17mm                   | 55  |  | Top Lock        |
| 16  |  | HOOK 15mm x 4mm                | 36  |                    | Saddle 18mm                   |     |   |                 |
| 17  |  | HOOK 15mm x 5mm                | 37  |                    | Saddle 21, 24, 26<br>and 27mm |     |   |                 |
| 18  |  | Mercedes & Audi<br>Easy Set 3C | 38  |                    | Saddle 26mm                   |     |   |                 |
| 19  |  | Mercedes & Audi                | 39  |                    | Saddle 27mm                   |     |   |                 |
| 20  |  | Lift & Slide                   | 40  |  | Saddle 7/32" and<br>1/4"      |     |   |                 |

# SYMBOOLOVERZICHT

| SYMBOOL   | BESCHRIJVING | SYMBOOL   | BESCHRIJVING |
|---|--------------|---|--------------|
|  | Model auto   |  | Achterzijde  |
|  | Modeljaar    |  | Adapter      |
|  | Bestuurder   |  | Haaktype     |
|  | Passagier    |   |              |

# KORTE CODES. VEREENVOUDIGD



**WP55**

WP = WIPER  
55 = 55 CM

**METAL WIPER**



**CT55**

CT = CLEANTECH  
55 = 55 CM

**CLEANTECH**



**SETOE5555**

SETOE = AUTO'S  
UITGERUST IN OE  
MET VLAKKE BLADEN  
5555 = 55 + 55 CM

**SETUP5555**

SETUP = UPGRADE VAN  
METALEN  
RUITENWISSERS NAAR  
VLAKKE BLADEN  
5555 = 55 + 55 CM

**EASY SET**



**RP12**

RP = REAR PLASTIC  
12 = 12 INCHES

**RF12**

RF = REAR FLAT  
12 = 12 INCHES

**REARS**



**H50**

H = HYBRID  
50 = 50 CM

**HYBRID**



**W55**

W = WINTER  
55 = 55 CM

**WINTER**



**HD55**

HD = HEAVY DUTY  
55 = 55 CM

**HEAVY DUTY**

**HELLA Benelux BV**

Celsiusbaan 2  
3439 NC Nieuwegein  
The Netherlands  
T +31 (0)30 609 56 11  
E [info.bnl@hella.com](mailto:info.bnl@hella.com)  
I [www.hella.nl](http://www.hella.nl)

© HELLA GmbH & Co. KGaA, Lippstadt  
J01697/10.22

Vorbehouden aan wijzigingen in uitvoering en prijzen.