




ADR - APPLICATION AND MOUNTING INSTRUCTIONS

ADR 6/00 Cat 1 Front Direction Indicator Lamp

83mm ROUND FRONT DIRECTION INDICATOR LAMP

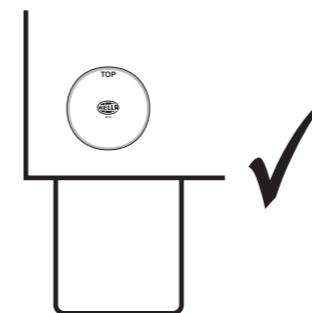
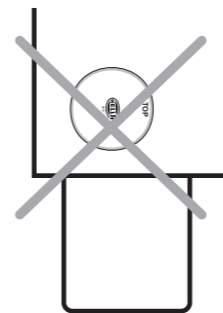
Lens Marking and ADR 13/00 Installation Requirements

This Front Direction Indicator Lamp, identified by lens marking 9010 and the  logo was manufactured to comply with ADR 6/00 Cat 1 Front Direction Indicator Lamps

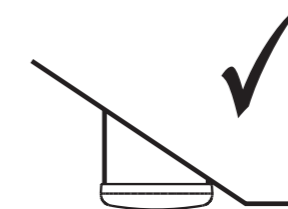
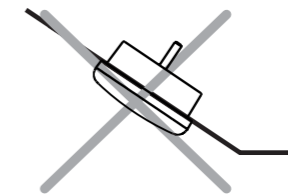
- A tolerance of +/-3° applies on all mounting details.
- Lamp mounting surface must be vertical to the ground, and at right angles to the longitudinal axis of the vehicle.
- Lamp must be visible from 45° inboard and 80° outboard, as well as from 15° above and below the horizontal axis.
- Lamp is approved to be mounted only with lens engraving "TOP" located correctly.
- Edge of lamp should not be mounted closer than 40mm to the edge of a dipped-beam headlamp.

Please refer to ADR 13/00 for more details.

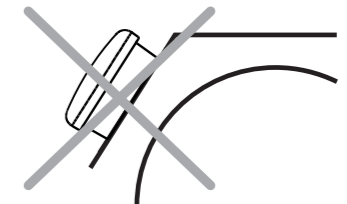
Front View




Top View



Side View



LENS IDENTIFICATION NUMBER: 9010

CATALOGUE NUMBER	ENGINEERING NUMBER	CRN NUMBER	COMPLIANCE NUMBER	ADR 51/00 GLOBE	ADR APPLICABLE
2107 2107CLR	2BA 959 011-11 2BA 959 011-10	41601 41609	8-2107-17 8-2107C-17	N/A LED	ADR 6/00 Cat 1
AMENDMENTS				ADR COMPLIANCE VERIFIED	ISSUE DATE:
08/09	04/13	04/14		07/09	
				980 703-19	

Hella-New Zealand Limited, Auckland



Lamp Mounting

1/4" Ø stainless steel nut, bolt and washer have been supplied with this product. Do not mount the lamp where damage is likely to be sustained due to tie-downs and other securing devices.

Lamp should be mounted on a flat surface. Drill one mounting hole between 6.5mm and 8mm in diameter. A small 5mm location hole is also recommended to assist in mounting the lamp accurately and to stop the lamp from rotating during or after installation. This can be done using the location pin supplied.

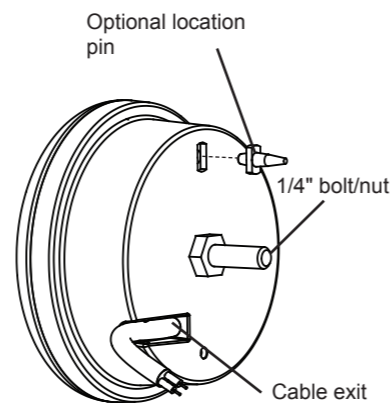
If passing the cable through a hole, ensure there are no sharp edges to cut or chafe the cable.

Drill a cable exit hole 6mm diameter in the position as shown on diagram below.

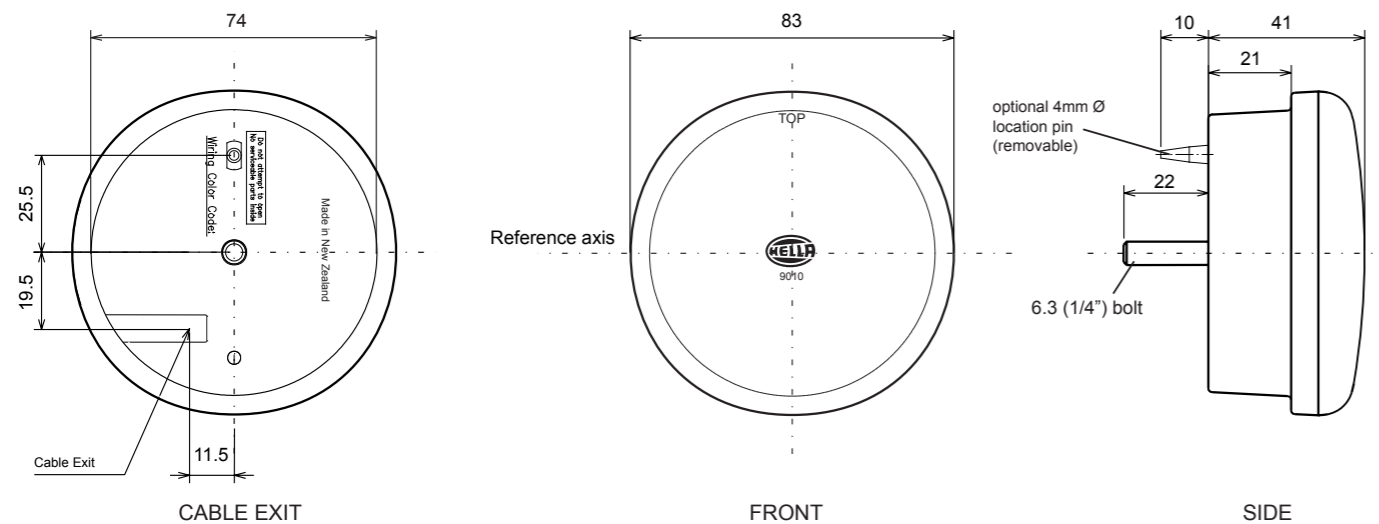
Ensure the lens engraving "TOP" is located correctly.

Connect lamp wiring as per chart below.

Try to keep the cable as long as possible, preferably join the cable inside a sealed cable junction box.



General Dimensions (mm)



Wiring Colour Coding

This lamp is Multivolt capable allowing full light output between 9 and 33 volts. LED modules are polarity conscious. Reverse polarity will not damage this product but will inhibit its function. Hella recommends wire connections be soldered, and heat shrink tubing applied to seal the joint.

Colour	Connect to	Power Consumption
White/Black	Negative (-)	-
Yellow	Indicator (+)	4 watts

NB: Lamp must be protected by a fuse rated at 5 amperes maximum.

Important Notes for Installer and Vehicle Owner



Introduction

Multivolt LED signal and marker lamps offer many advantages over conventional bulb lamps. Significantly reduced power consumption, ultra long life and high tolerance to shock and vibration make the LED lamps the ideal choice for the commercial transport industry, where the cost of ownership versus the initial purchase price of the product is well understood.

Compatibility to existing electrical systems

It is important for the installer to ascertain the compatibility of the low power consumption LED lamps with the electrical and/or electronic systems of the complete vehicle, including trailers. In most cases the reduced power consumption is beneficial by imposing less demands on the entire electrical system.

For certain functions some electrical systems rely on a set power consumption for monitoring whether, for example, a trailer is connected.

Operation of this lamp using alternating current or modulated direct voltage will cause premature light failure. Hella recommends connecting ADR or ECE certified Multivolt LED signal and marker lamps to a continuous (unmodulated) 12V or 24V power supply to ensure safe light operation.

Electromagnetic Compatibility (EMC)

Multivolt LED lamps are electronic devices. The electrical circuits contain components that suppress possible interference, both emission as well as susceptibility, to the technical requirements for the application of the Regulatory Compliance Mark (RCM). Additionally the electrical circuits conform to the limits prescribed in UNECE Vehicle Regulation No. 10. To avoid false signals or interference, it is standard practice that sensitive instrumentation such as ABS and Tachometers etc. are provided with direct earths.

Protection against damage due to voltage spikes

This Multivolt LED lamp is protected against damage from positive voltage spikes caused by events such as load dump conditions up to severity level 3 of ISO 7637-2 and contains a Transient Voltage Suppressor (TVS) designed to withstand a pulse of up to 5000 Watts.

The lamp is protected against reverse polarity connection and negative voltage spikes of up to 1000 volts.

Electric Welding

Electric Welding may damage the LED lamps. For LED lamps, Hella recommends the negative connection to be wired isolated from the vehicle chassis. If the lamp uses the chassis as the earth return it is recommended that this earth return is disconnected during electric welding.

Warranty Statement

Congratulations! The product you have selected comes from Hella - one of the world's leading manufacturers of lighting products. The product comes with a 5 year warranty from end user purchase covering faults in materials, components or workmanship.

In the unlikely event that you should experience a confirmed warranty related problem with your purchase, Hella will, at its discretion, either repair, replace or refund the purchase price of the product.

Warranty services may be obtained by returning the product within the warranty period to the Hella Dealer where the product was originally purchased. This warranty is in addition to and does not preclude any other rights or remedies available to the consumer under any local legislation related to the provision of goods or services.

Our goods come with guarantees that cannot be excluded under the Australian Consumer Law. You are entitled to a replacement or refund for a major failure and for compensation for any other reasonably foreseeable loss or damage. You are also entitled to have the goods repaired or replaced if the goods fail to be of acceptable quality and the failure does not amount to a major failure.

This warranty does not cover:

- 1.) Claim/s as a result of normal wear and tear or of any modifications and / or alterations to the product in any shape or form.
- 2.) Claim/s as a result of non-compliance of the assembly, service and operating instructions and/or any unfit or improper use.
- 3.) Any expenses incurred in the process of making the claim.

Note: For lamps sold in Australia, warranty services are provided by Hella Australia Pty Ltd., 4 Hargrave Place, Mentone, Victoria, 3194 Australia.
Customer Service 1800 061 729 email: custservice@hella.com https://www.hella.com/hella-au/assets/media_global/IAM_Statement_of_Warranty.pdf

For general comments about Hella's products please contact us on E-mail at techfeedback@hella.co.nz