



Technology with Vision



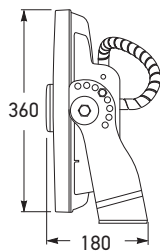
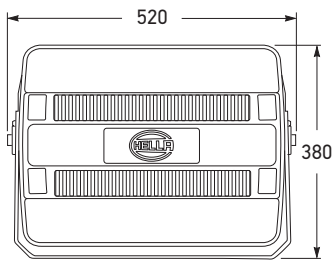
P/N 1GJ 958 334-111 (Close Range)

## HypaLUME 110/230V AC Amber LED Flood Light - Heavy Duty

The Amber 110/230V AC HypaLUME has been designed for applications where high output lighting in extreme environments is required. Using light with a warmer colour temperature can provide additional improvements in visibility for areas of high dust, fog and/or snowy conditions. The lamp produces a net output of 19,000 lumens at a voltage input range of 100-240V AC whilst only consuming 300W.

Comprehensive sealing and anti-corrosion measures have been taken to ensure this lamp withstands the toughest conditions. The premium aluminium housing is corrosion resistant with a non-stick and easy to clean surface coating. Heavy duty polycarbonate lens offers unbeatable toughness against impacts and vibration. The LEDs have a colour temperature of 2500K to produce significantly reduced glare compared to traditional white flood lighting.

The LED driver electronics ensure light output remains stable over a wide range of voltage variations. The HypaLUME is also protected from over voltage and short circuit faults. The HypaLUME is designed to operate over a temperature range from -40°C to +50°C.

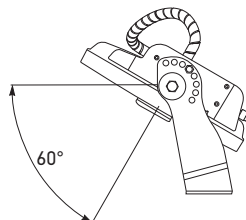
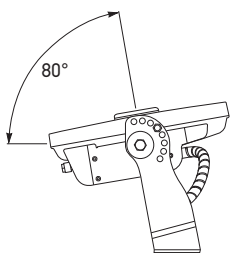


All dimensions in mm.



Front view

Side view



Lamp can be rotated 140°




Rear view

Secure locking mechanism



Technology with Vision

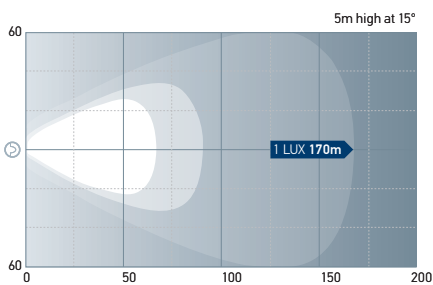
# HypaLUME 110/230V AC Amber LED Flood Light - Specifications



Supplied with 2.0m of easy plug-in sheathed cable

Part Number	1GJ 958 334-111	CLOSE RANGE
	1GJ 958 334-121	LONG RANGE
	1GJ 958 334-131	EXTRA WIDE
Mounting	Upright or pendant	
Voltage	Optimum brightness at input voltages from 100 to 240V AC	
Power Consumption	300W max.	
Actual Light Output	19,000 lumen typical (Extra wide: 15,500 lumen typical)	
Operating Temperature	-40°C to +50°C	
LED Colour Temperature	2500 K	
Protection	IP 66 (Protection against dust and high pressure water jets) IP 67 (Protection against dust and temporary water immersion) Over voltage, short circuit and over temperature protection	
Cable Length	Supplied with 2.0m of easy plug-in sheathed cable	
Connection	Wieland RST Mini - 16A	
Lens Material	Polycarbonate	
Compliance	CE FC	IEC 60598.2.5

## Beam Pattern - Close Range



P/N 1GJ 958 334-111  
(Close Range Lens)

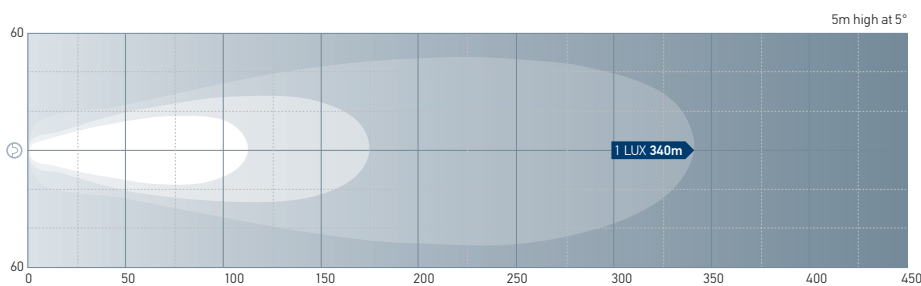


P/N 1GJ 958 334-121  
(Long Range Lens)



P/N 1GJ 958 334-131  
(Extra Wide Lens)

## Beam Pattern - Long Range



## Beam Pattern - Extra Wide

