
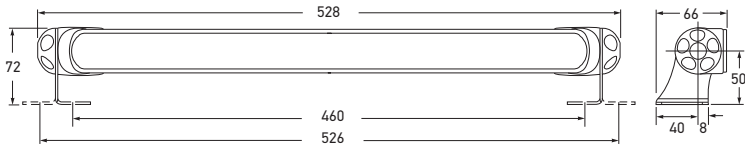




Technology with Vision




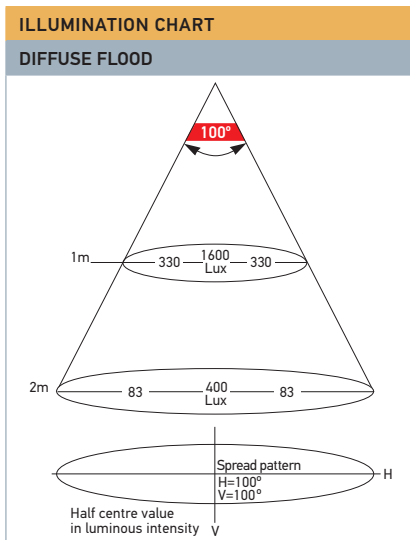
**P/N 1GJ 958 130-521**  
BL470 LED Worklight - Diffuse Flood



All dimensions in mm.

- Diffuse beam illuminates a wide area
- High light output of 3600 Lumen\*
- Low power consumption of 36W
- High resistance to corrosion
- Light weight of only 930g

\* Luminaire Performance refers to the real performance of the lamp, not the much higher theoretical performance of the LEDs, as is often used.



Easy to mount and adjust, therefore ideal for numerous applications. Made of stainless steel, it is ultra durable and non corrosive.

## BL470 LED WORKLIGHT

### DIFFUSE FLOOD OPTION

Looking for a powerful light to illuminate large areas in one even and extremely wide spread beam? Look no further. HELLA just launched the BL470 LED worklight featuring a unique diffuse flood lens with a powerful light output of 3600 lumen while only consuming 36W.

The new lamp is ideal for illuminating decks, garages, workshops, trailers, caravans and other close range applications where large amounts of light are needed. The ultra-smooth spread has no harsh borders or hotspots, therefore reducing eye strain and fatigue.

Providing unmatched corrosion resistance due to an innovative thermally conductive polymer housing, and the toughness of a UV, chemical and impact resistant Grilamid lens, the BL470 is the natural choice when exceptional durability and long term reliability in demanding environments are needed.

The new work light features Multivolt circuitry, operating between 9 to 33 V, and can therefore be used with 12V or 24V DC supply. The dual function level (100% and 10%) is also handy for reducing power consumption during long term use.



| Part Number       | 1GJ 958 130-521  | DIFFUSE FLOOD |
|-------------------|--|---------------|
| Mounting          | Upright or pendant.  |               |
| Voltage           | Multivolt for optimum brightness at input voltages from 9 to 33 volts.   |               |
| Power Consumption | Low: 4W<br>High: 36W   |               |
| Max. Light Output | 3600 lumen   |               |
| Protection        | Reverse polarity and transient spike protection.<br>IP 6K7 (Protection against dust and temporary water immersion)<br>IP 6K9K (Protection against dust and high-pressure/steam jet cleaning) |               |
| Cable Length      | Pre-wired with 2.5m of sheathed multi-core cable.  |               |
| Lens Material     | Grilamid   |               |
| Accessories       | 8XS 958 337-031 Amber protective cover<br>8HG 958 128-811 HD double mount stainless steel feet (one pair)  |               |
| Compliance        | ECE R10  | CE            |





Technology with Vision

## ACCESSORIES



**P/N 8XS 958 337-031**  
Amber protective cover




### AMBER PROTECTIVE COVER

The amber protective cover can be used in foggy conditions to reduce glare and reflection.

| Part Number     | Colour |
|-----------------|--------|
| 8XS 958 337-031 | AMBER  |



**P/N 8HG 958 128-811**  
HD Double mount stainless steel feet (one pair) to suit RokLUME S700 LED range



### HD DOUBLE MOUNT STAINLESS STEEL FEET

| Part Number                              | 8HG 958 128-811                                 |
|--|---|
| Includes:                                | HD double mount stainless steel feet (One pair) |
| To suit the HELLA RokLUME S700 LED range |   |