



BLACK MAGIC LED SERIES
AUXILIARY LIGHTS



OFF-ROAD AUXILIARY LIGHTS

Take the adventure with you

Offroad – a word which many people associate with adventure and wilderness.

For HELLA however, offroad means so much more. For us it means the aspiration to keep developing new and even better products that can withstand extreme demands and stresses. The New HELLA BLACK MAGIC LED SERIES, our latest innovation, is proof of this.

This auxiliary lights, 100% LED technology, is always going to be an obvious choice for offroad use due to its heavy duty blackout design and compact dimensions.





TABLE OF CONTENTS

Introduction	2
Product range	4
Flexible installation	6
Product overview	6

Black Magic LED Series

Cube Sets	8
Mini Lightbars	14
Lightbars	18
Accessories	19










HELLA BLACK MAGIC LED: REBIRTH OF A LEGEND!

BLACK MAGIC LED PRODUCT RANGE AT A GLANCE

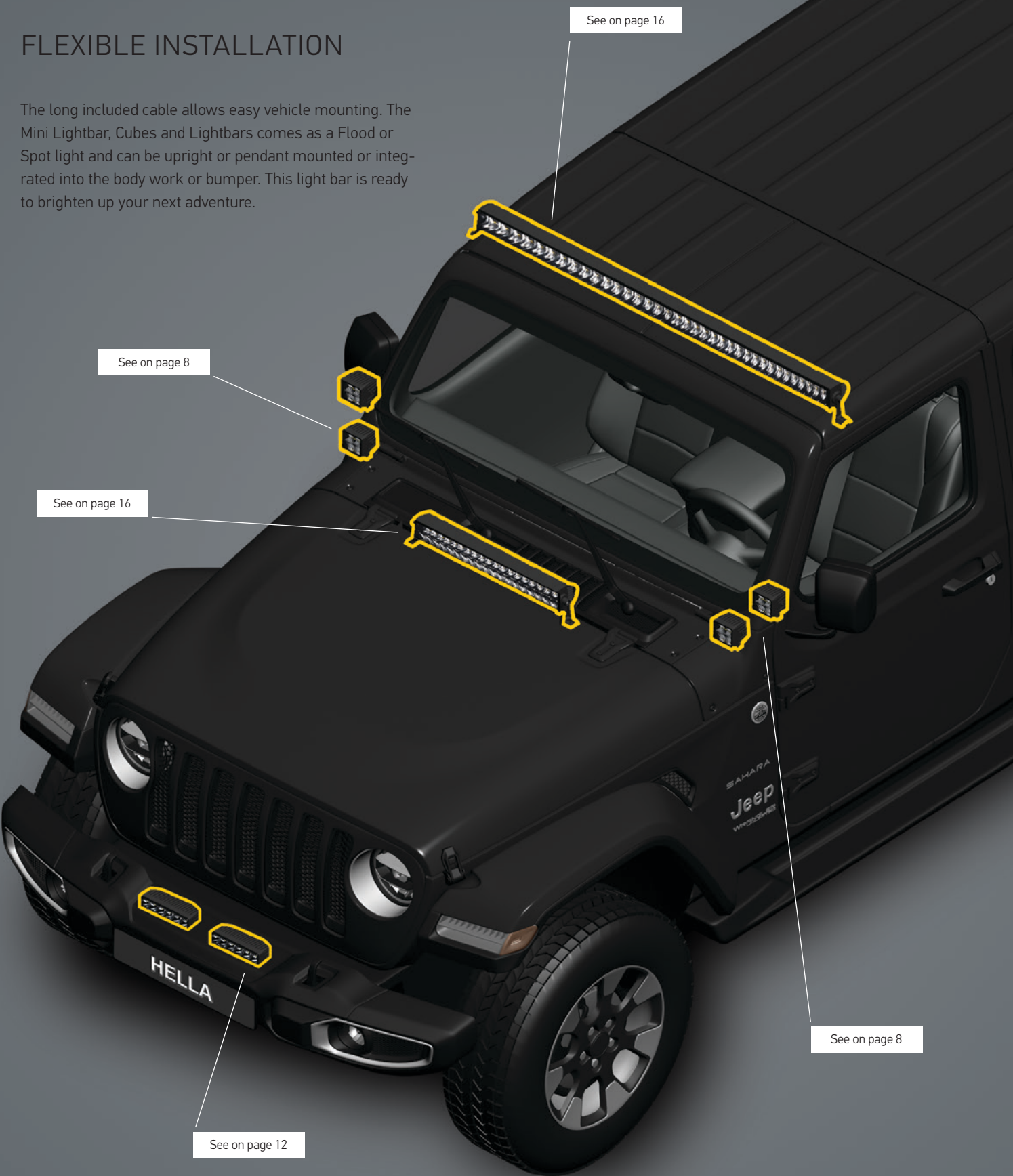
BLACK MAGIC LED AUXILIARY LIGHTS

LED

CUBES	MINI LIGHTBARS	LIGHTBARS
Cubes Kit 2.7", Flood 1FA 358 176-801 	Single 6.2", Flood 1FB 358 176-201 	Single 20", Slim 1FJ 358 176-301 
3.2", Flood 1FA 358 176-811 	6.2", Spot 1FB 358 176-211 	32", Slim 1FJ 358 176-311 
3.2", Spot 1FA 358 176-821 	6.2" Flush Mount, Flood 1FB 358 176-221 	40", Slim 1FJ 358 176-321 
3.2", Spot/Flush 1FA 358 176-831 		50", Slim 1FJ 358 176-331 
		21.5", Double 1FJ 358 176-401 

FLEXIBLE INSTALLATION

The long included cable allows easy vehicle mounting. The Mini Lightbar, Cubes and Lightbars comes as a Flood or Spot light and can be upright or pendant mounted or integrated into the body work or bumper. This light bar is ready to brighten up your next adventure.





LED

BLACK MAGIC LED SERIES

THE NEW FULL BLACKOUT APPEARANCE

SPECIFICATIONS

- Offers some of the toughest dust / water protection on the market
- Full blackout appearance
- Including mounting hardware
- Sleek design
- Specially developed reflector design for homogeneous illumination

For further information on each product, see general overview on page 8-19

BLACK MAGIC LED CUBES

Edgeless design avoids sticking of dust and rain

Full blackout appearance



Smart constructed reflector without glare effect

Black holder for mounting options upright and pendant

Technical data

Rated voltage	Multi-voltage	Protection class	IP 68, IP 69K
Operating voltage	10–30 V	EMC protection	ECE-R10
Current consumption	2.7": 1.8 A (12 V) / 0.9 A (24 V) 3.2": 3.4 A (12 V) / 1.6 A (24 V)	Mounting	Upright / pendant or flush mounting
Power consumption	20 W (2.7") 40 W (3.2")	Connection	DT connector
Light function	Spot or Flood	Amount of LEDs	4
Light source	LED	Length of cable	500 mm cable with DT connector + short adapter harness
Colour temperature	5,700 Kelvin	Light performance (effective)	1,400 lm (2.7") 3,000 lm (3.2")
Material	Aluminium, black stainless steel bracket	Application	For Offroad vehicles such as 4x4's, SUV's, Pick-ups, Buggy's, Quads, Trikes, Snow mobiles, Construction Machinery, Tractors
Weight	350 g (single light 2.7") 358 g (single light 3.2") 372 g (flush mount 3.2" single)		

LED

BLACK MAGIC LED SERIES CUBE SET

HELLA's Black Magic Cubes are available in 2 sizes, 2.7" and 3.2". Distinguished by the full blackout appearance and sleek design makes this light stand out from the crowd. Black Magic Cubes received the highest dust and waterproof rating. They come in kits of 2 lights including a wiring harness with DT connector, switch, connector and relays making them easy to install. The 3.2" is available in Flood or Spot light and can be upright or pendant mounted or integrated into the body work or bumper. HELLA's Black Magic Cubes are ready to brighten up your next adventure.

SPECIFICATIONS

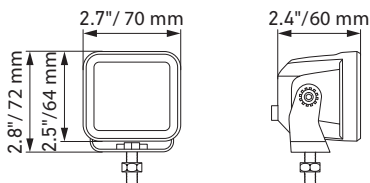
- Full blackout appearance including black brackets
- Sleek design eliminates dust and dirt from being lodged in edges
- Each kit includes the wiring harness with DT connector, switch, connector and relays (easy to install)
- Compact design for universal installation

HELLA BLACK MAGIC

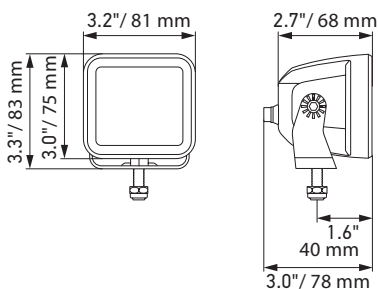


Dimensional sketches of the BLACK MAGIC LED CUBES

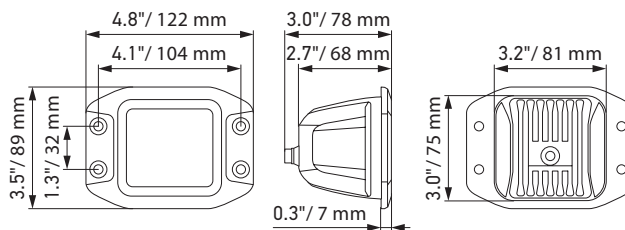
LED Cube 2.7" (surface mount version)



LED Cube 3.2" (surface mount version)



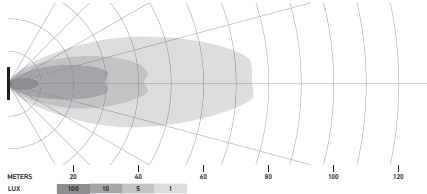
LED Cube 3.2" (flush mount version)



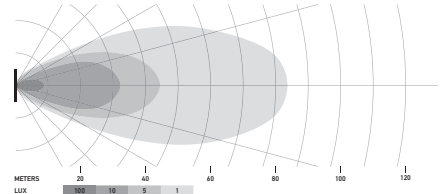
ILLUMINATION

The light distribution charts show the ranges of two lights (a pair).

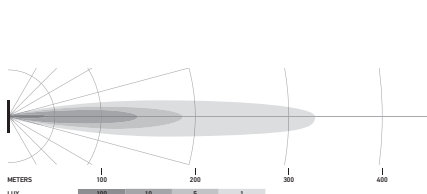
LED Cube KIT 2.7", Flood



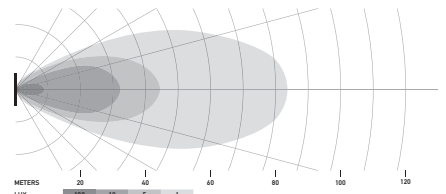
LED Cube KIT 3.2", Flood





LED Cube KIT 3.2", Spot



LED Cube KIT 3.2", Flood/Flush







APPLICATION EXAMPLES



- 1) 2 x Black Magic Cube: A-Pillar mount – angled outside
- 2) 2 x Black Magic Cube: Bumper mount

PROGRAM OVERVIEW

Scope of delivery	Description	Part number
	<p>LED Cube Kit 2,7" (Flood)</p> <p>Includes: (2) LED spotlights, (1) relay, (1) switch and mounting instructions, (1) wiring harness with DT connector</p>	<p>1FA 358 176-801</p>
	<p>LED Cube Kit 3.2" (Flood)</p> <p>Includes: (2) LED spotlights, (1) relay, (1) switch and mounting instructions, (1) wiring harness with DT connector</p>	<p>1FA 358 176-811</p>
	<p>LED Cube Kit 3.2" (Spot)</p> <p>Includes: (2) LED spotlights, (1) relay, (1) switch and mounting instructions, (1) wiring harness with DT connector</p>	<p>1FA 358 176-821</p>
	<p>LED Cube Kit 3.2" (Flood / Flush)</p> <p>Includes: (2) LED spotlights, (1) relay, (1) switch and mounting instructions, (1) wiring harness with DT connector</p>	<p>1FA 358 176-831</p>

BLACK MAGIC LED MINI LIGHT BARS

Sleek design avoids sticking of dust and rain

Aerodynamic design



Full blackout appearance



Compact design applicable for multiple locations

Technical data

Rated voltage	Multi-voltage	Weight	470 g (surface mount version) 505 g (flush mount version)
Operating voltage	10–30 V	Protection class	IP 68, IP 69K
Current consumption	2.6 A (12 V) / 1.3 A (24 V)	EMC protection	ECE-R10
Power consumption	30 W	Mounting	Upright / pendant or flush mounting
Light function	Spot or Flood	Connection	800 mm cable with open ends
Light source	LED	Amount of LEDs	6
Colour temperature	5,700 Kelvin	Light performance	1,600 lm
Material	Aluminium, black stainless steel bracket	Application	For Offroad vehicles such as 4x4's, SUV's, Pick-ups, Buggy's, Quads, Trikes, Snow mobiles

LED

BLACK MAGIC LED SERIES MINI LIGHTBARS

Distinguished by the full blackout appearance and sleek design that stands out from the crowd with unmatched light output. This product family scored the highest dust / waterproof rating and the edgeless design prevents dust deposits from settling along edges. The long included cable allows for easy vehicle mounting. The Mini Lightbar comes as a Flood or Spot light and can be upright or pendant mounted or integrated into the body work or bumper. This light bar is ready to brighten up your next adventure.

SPECIFICATIONS

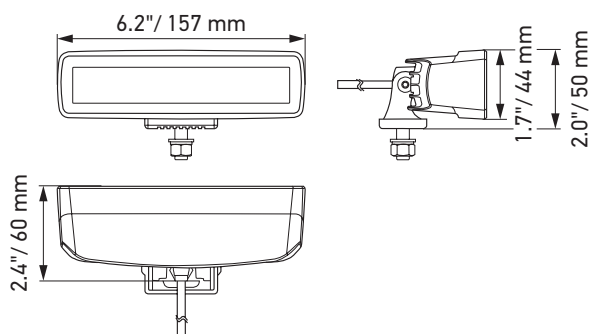
- Offers some of the toughest dust / water protection on the market
- Full blackout appearance
- Including mounting hardware
- Sleek design

HELLA BLACK MAGIC

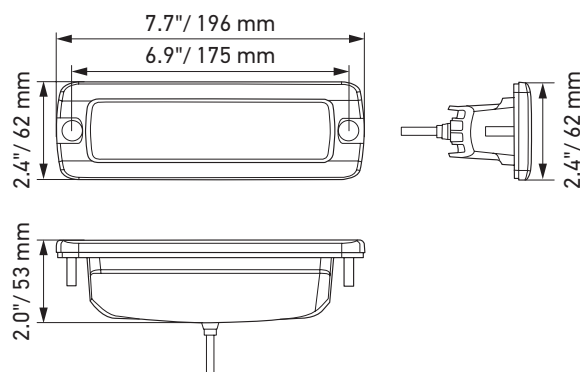


Dimensional sketches of the BLACK MAGIC LED MINI LIGHT BARS

Surface mount versions



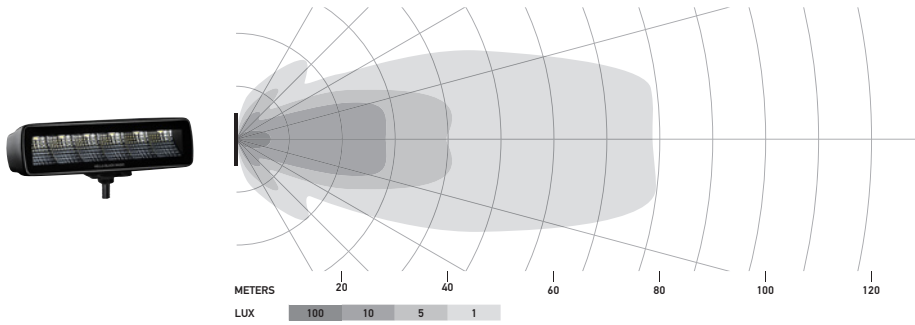
Flush mount version



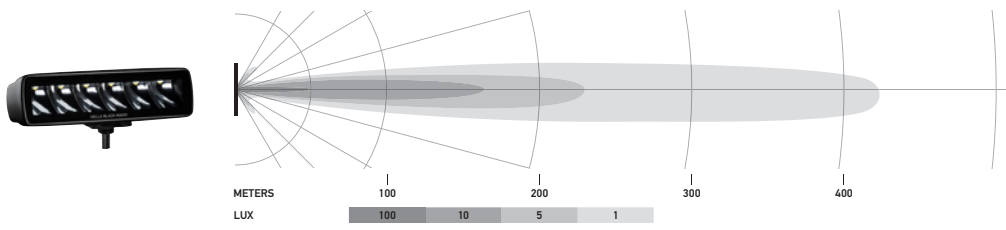
ILLUMINATION

The light distribution charts show the ranges of two lights.

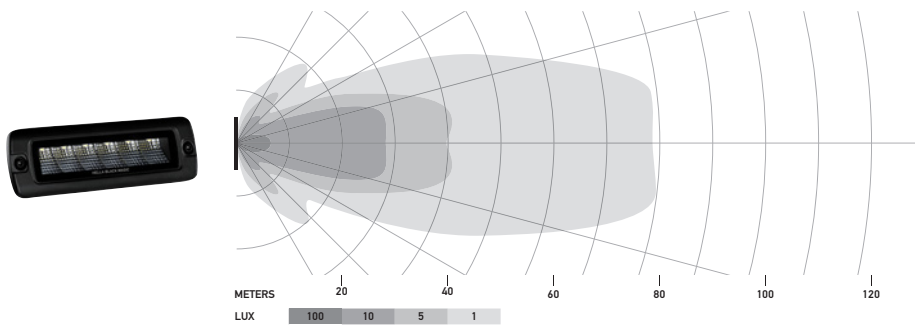
Black Magic Mini Lightbar 6.2", Flood






Black Magic Mini Lightbar 6.2", Spot



Black Magic Mini Lightbar 6.2" Flush Mount, Flood



PROGRAM OVERVIEW

Scope of delivery	Description	Part number
	<p>LED Mini Lightbar 6.2" (Flood)</p> <p>Includes: (1) LED spotlight, (1) mounting hardware, (1) mounting instructions</p>	<p>1FB 358 176-201</p>
	<p>LED Mini Lightbar 6.2" (Spot)</p> <p>Includes: (1) LED spotlight, (1) mounting hardware, (1) mounting instructions</p>	<p>1FB 358 176-211</p>
	<p>LED Mini Lightbar 6.2" Flush Mount (Flood)</p> <p>Includes: (1) LED spotlight, (1) mounting frame and screws, (1) mounting instructions</p>	<p>1FB 358 176-221</p>

APPLICATION EXAMPLE



1) 2 x Black Magic Mini Lightbar: Front bumper mount


BLACK MAGIC LED LIGHT BARS

Edgeless design avoids sticking of dust and rain

Slim design applicable for multiple locations

Full blackout appearance

Sleek design



Technical data

Version	LED Slim Lightbar				LED Double Lightbar
	20"	32"	40"	50"	21.5"
Rated voltage	Multi-voltage				
Operating voltage	10–30 V				
Current consumption	5.7–8 A (12 V) 2.8–3.9 A (24 V)	8.9–12.5 A (12 V) 4.2–6.1 A (24 V)	10.1–14.9 A (12 V) 4.9–7.8 A (24 V)	11.8–19.2 A (12 V) 5.6–10.1 A (24 V)	6.7–14.6 A (12 V) 3.5–7.2 A (24 V)
Power consumption	105 W	165 W	210 W	270 W	200 W
Light function / Light source	Spot (offroad only) / LED				
Colour temperature	5,700 Kelvin				
Material	Aluminium, black stainless steel bracket				
Weight	1,400 g	1,780 g	2,400 g	3,000 g	2,420 g
Protection class/ EMC protection	IP 68, IP 69K, ECE-R10				
Mounting	Upright / pendant				
Connection	2,000 mm cable with open ends				
Amount of LEDs	21	33	42	54	40
Light performance (effective)	max. 6,000 lm	max. 9,000 lm	max. 12,000 lm	max. 15,000 lm	max. 11,000 lm

LED


BLACK MAGIC LED SERIES LIGHTBARS

The HELLA Black Magic Lightbars offer driving beams with very powerful lightoutput up to 15,000 lumen, ideal for off-road situations where you need this the most. They have a recognizable and attractive full blackout appearance, slim and edgeless design. Typical applications would be installations as Hood, Bumper, Ground Bumper and Roof Lightbars. The product scored the highest dust / waterproof rating and the edgeless design prevents dust deposits from settling along edges.

The extra long 2 meter cable allows easy mounting on your vehicle. The Black Magic Lightbars have an integrated thermal sensor that adapts to the ambient temperature. This new feature not only prevents overheating or LED failure, but also increases light output when the ambient temperature is low. In this way the user is given the optimum light under all conditions.

SPECIFICATIONS

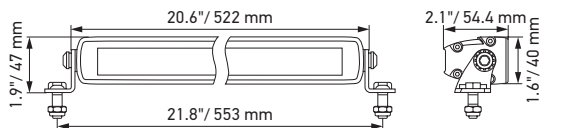
- Full blackout appearance
- Including black brackets
- Sleek design
- Temperature Control System
- Intense light output



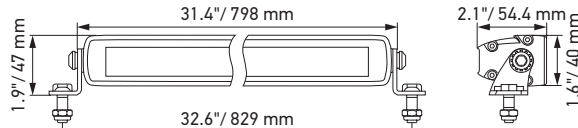
HELLA BLACK MAGIC

Dimensional sketches of the BLACK MAGIC LED LIGHT BARS

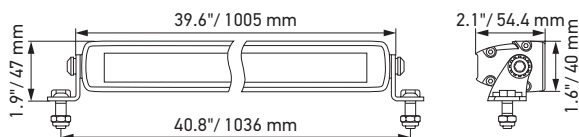
Black Magic Lightbar 20" (Slim)



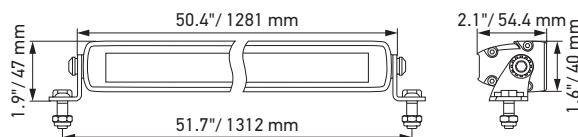
Black Magic Lightbar 32" (Slim)



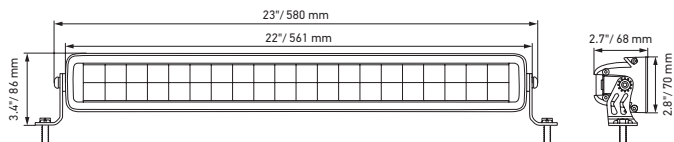
Black Magic Lightbar 40" (Slim)



Black Magic Lightbar 50" (Slim)



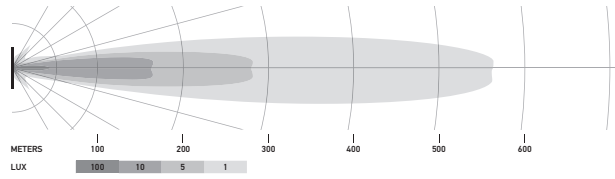
Black Magic Lightbar 21.5" (Double)



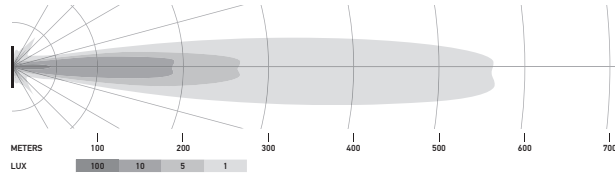
ILLUMINATION

The light distribution charts show the ranges of two lights.

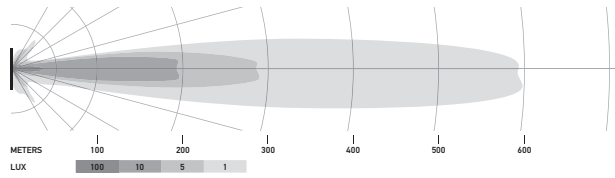
Black Magic Lightbar 20", Slim



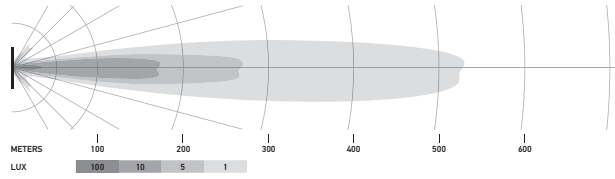
Black Magic Lightbar 32", Slim



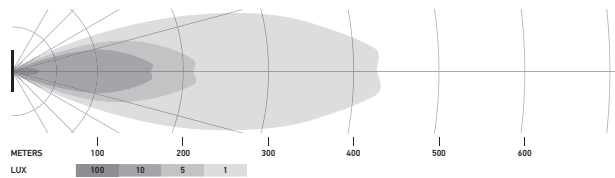
Black Magic Lightbar 40", Slim




Black Magic Lightbar 50", Slim



Black Magic Lightbar 21.5", Double








APPLICATION EXAMPLES





Illumination shown in photo made by one: 1 x 40" Black Magic Slim Lightbar (Hood mount)

PROGRAM OVERVIEW

Scope of delivery	Description	Part number
	<p>LED Slim Lightbar 20"</p> <p>Includes: (1) LED spotlight, (1) mounting hardware, (1) mounting instructions</p>	<p>1FJ 358 176-301</p>
	<p>LED Slim Lightbar 32"</p> <p>Includes: (1) LED spotlight, (1) mounting hardware, (1) mounting instructions</p>	<p>1FJ 358 176-311</p>
	<p>LED Slim Lightbar 40"</p> <p>Includes: (1) LED spotlight, (1) mounting hardware, (1) mounting instructions</p>	<p>1FJ 358 176-321</p>
	<p>LED Slim Lightbar 50"</p> <p>Includes: (1) LED spotlight, (1) mounting hardware, (1) mounting instructions</p>	<p>1FJ 358 176-331</p>
	<p>LED Double Lightbar 21.5"</p> <p>Includes: (1) LED spotlight, (1) mounting hardware, (1) mounting instructions</p>	<p>1FJ 358 176-401</p>

ACCESSORIES

Scope of delivery	Description	Part number
 	<p>Slim Lightbar Back Side Mounting Bracket + screws set (2 pcs), recommended to be used for extra support for 40" and 50" Lightbar</p>	<p>8HG 358 176-341</p>

HELLA Asia Singapore Pte Ltd
Regional Headquarters Asia Pacific
Independent Aftermarket
2 International Business Park
#02-12 The Strategy
Singapore 609930
Tel: +65 6854 7300
Fax: +65 6854 7302
E-mail: info.sg@hella.com
Internet: www.hellaasia.com

© HELLA GmbH & Co. KGaA, Lippstadt
922 999 142-852 J01791/KB/09.21/0.1
Printed in Germany
Subject to technical and price modifications.